

Coupled Mode Modeling in Guided-Wave Photonics: a Variational, Hybrid Analytical-Numerical Approach



MESA+
Institute for Nanotechnology

AAMP

nanoned

Manfred Hammer*

Applied Analysis & Mathematical Physics
MESA⁺ Institute for Nanotechnology
University of Twente, The Netherlands

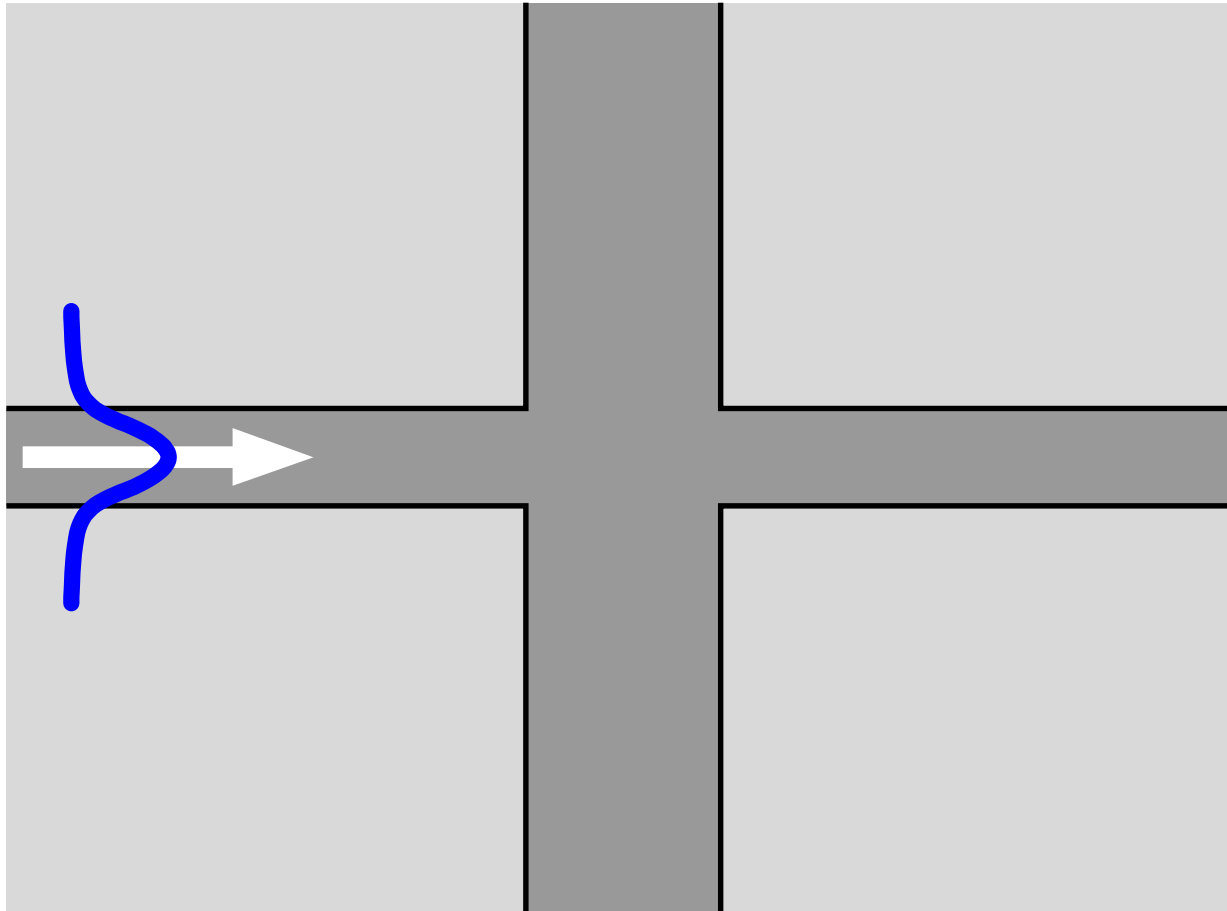
*12-th International Conference on Mathematical Methods in Electromagnetic Theory, MMET'08
Odessa, Ukraine, June 29 – July 2, 2008*

* Department of Applied Mathematics, University of Twente
Phone: +31/53/489-3448

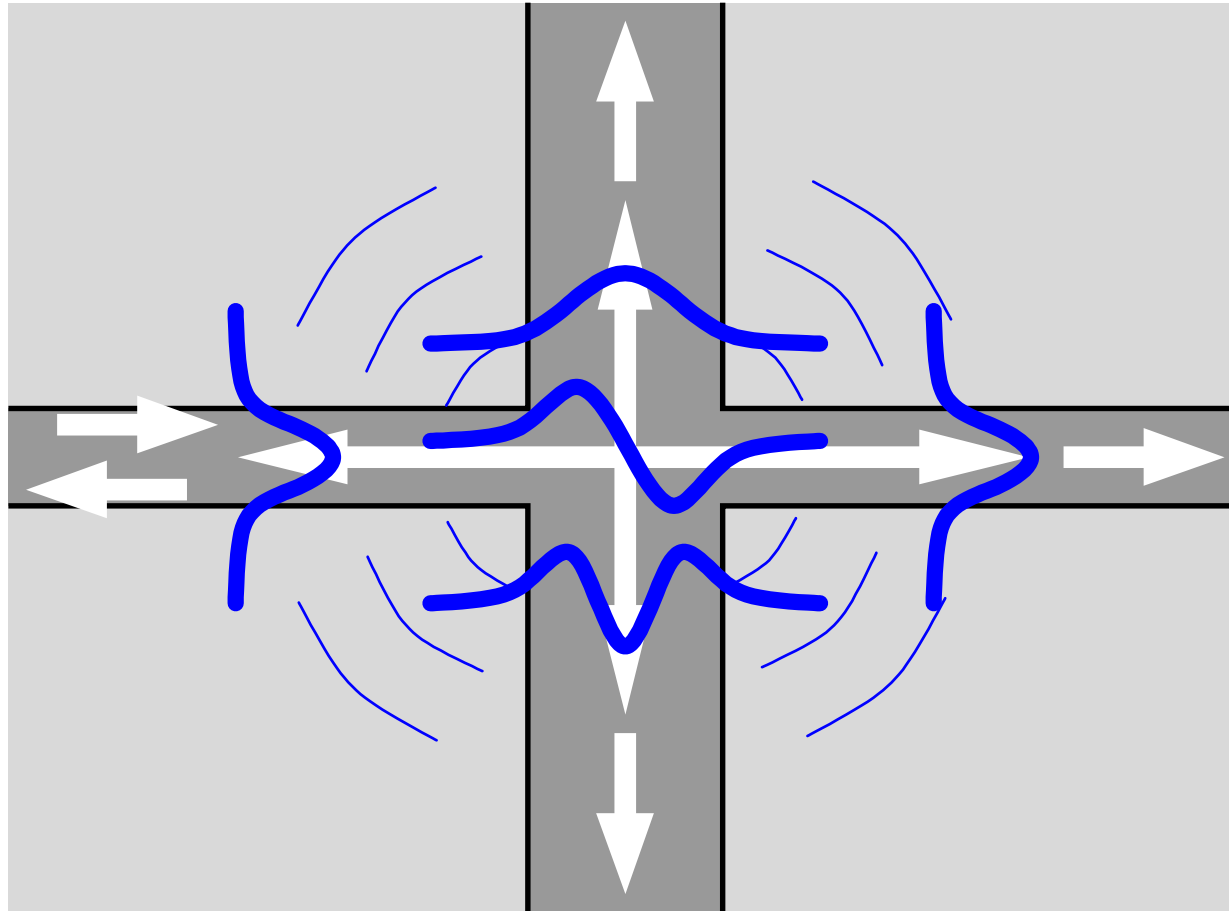
Fax: +31/53/489-4833

P.O. Box 217, 7500 AE Enschede, The Netherlands
E-mail: m.hammer@math.utwente.nl

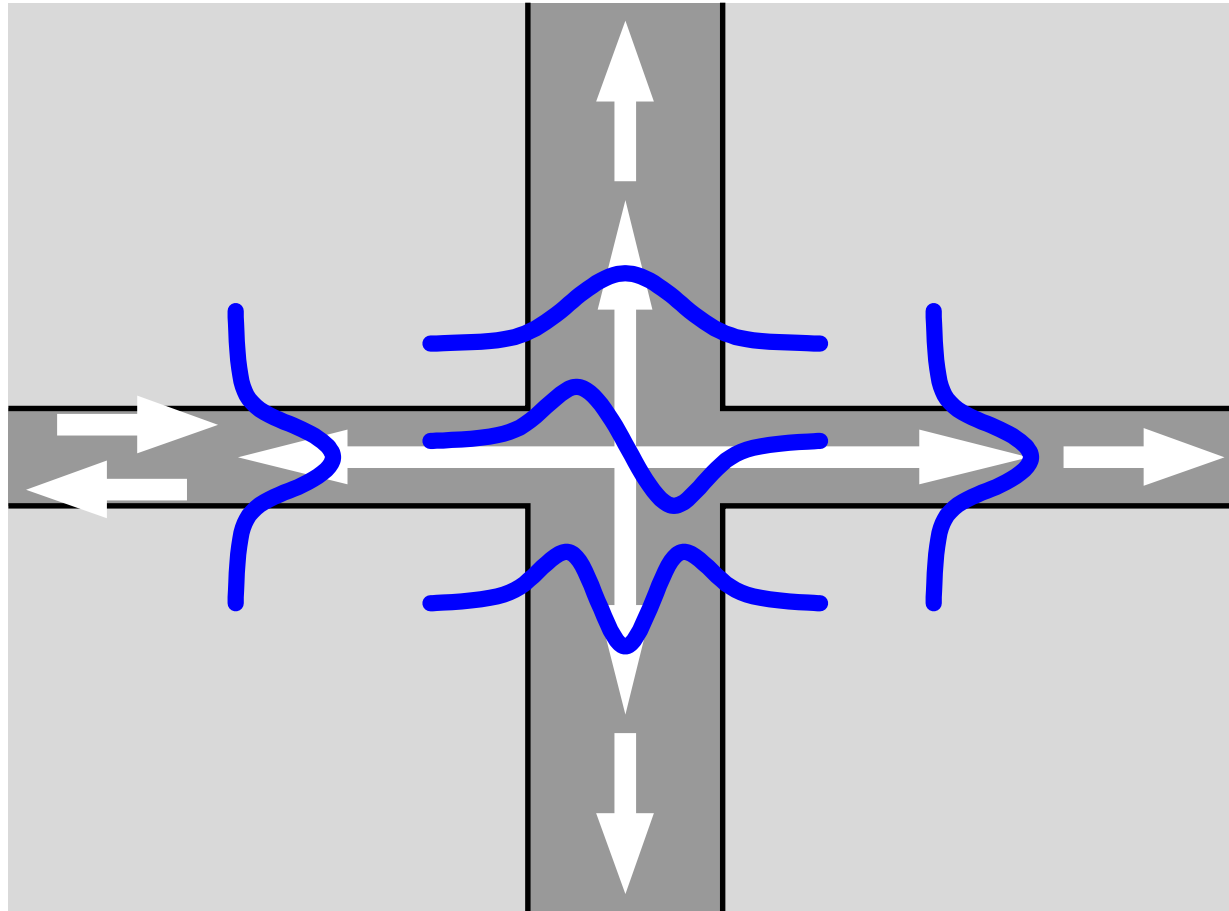
A waveguide crossing



A waveguide crossing



A waveguide crossing



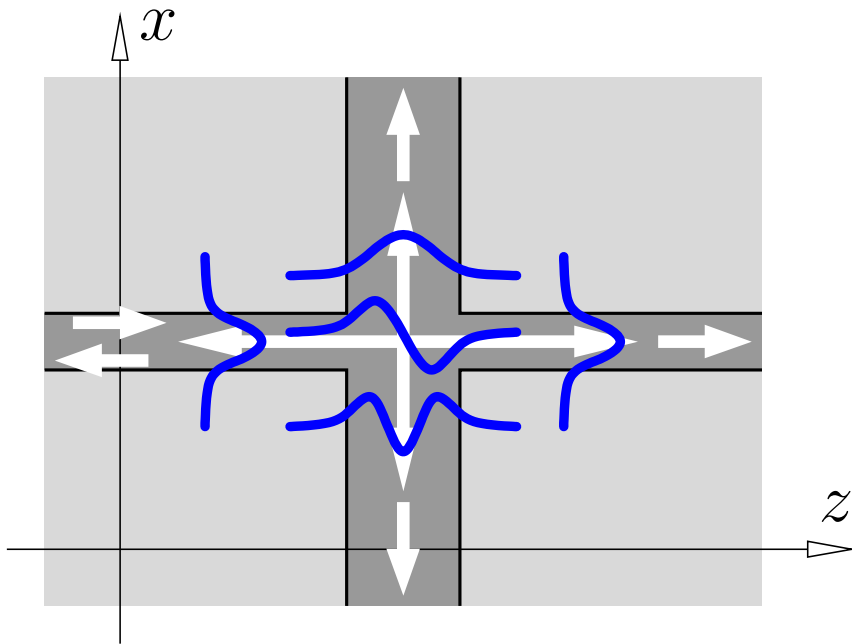
Coupled Mode Model ?

Outline

Hybrid analytical / numerical coupled-mode modeling

- CMT field ansatz
- Amplitude discretization, 1-D FEM
- Guided wave scattering problems
 - Transparent influx boundary conditions
 - Variational formulation
- Galerkin procedure
- Examples
 - Straight waveguide
 - Two coupled cores
 - Waveguide crossing
 - Bragg grating & resonator
 - Chains of square resonators

Field ansatz



Basis elements (crossing):

- guided modes of the horizontal WG

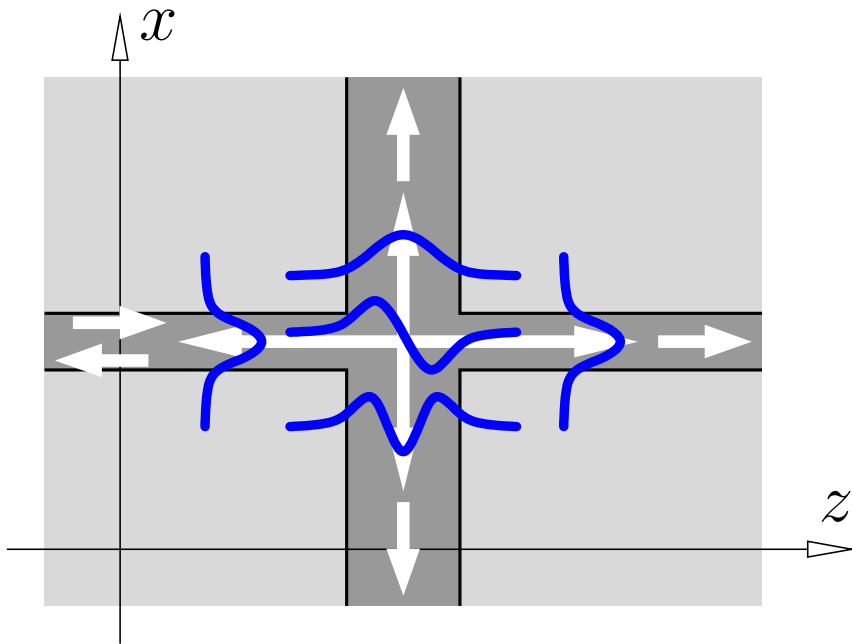
$$\psi_m^{\text{f,b}}(x, z) = \begin{pmatrix} \tilde{\mathbf{E}} \\ \tilde{\mathbf{H}} \end{pmatrix}_m^{\text{f,b}}(x) e^{\mp i \beta_m^{\text{f,b}} z},$$

- guided modes of the vertical WG

$$\psi_m^{\text{u,d}}(x, z) = \begin{pmatrix} \tilde{\mathbf{E}} \\ \tilde{\mathbf{H}} \end{pmatrix}_m^{\text{u,d}}(z) e^{\mp i \beta_m^{\text{u,d}} x}$$

- (and further terms).

Field ansatz



Basis elements (crossing):

- guided modes of the horizontal WG

$$\psi_m^{\text{f,b}}(x, z) = \begin{pmatrix} \tilde{\mathbf{E}} \\ \tilde{\mathbf{H}} \end{pmatrix}_m^{\text{f,b}}(x) e^{\mp i \beta_m^{\text{f,b}} z},$$

- guided modes of the vertical WG

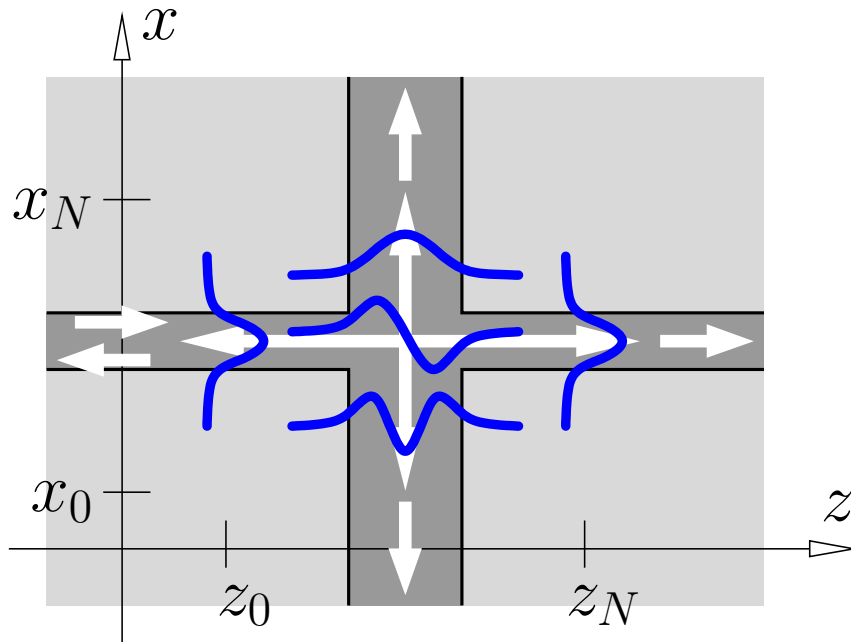
$$\psi_m^{\text{u,d}}(x, z) = \begin{pmatrix} \tilde{\mathbf{E}} \\ \tilde{\mathbf{H}} \end{pmatrix}_m^{\text{u,d}}(z) e^{\mp i \beta_m^{\text{u,d}} x}$$

- (and further terms).

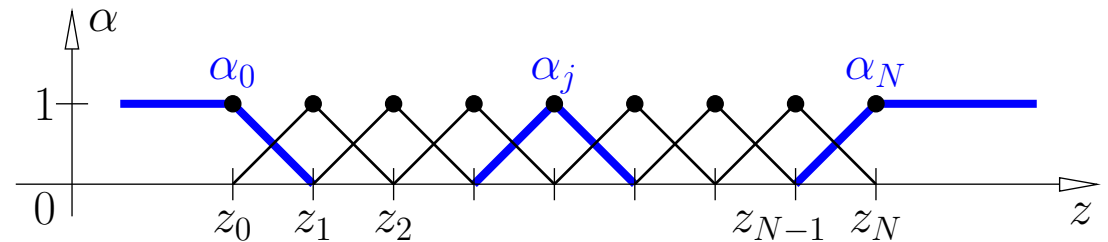
$$\begin{pmatrix} \mathbf{E} \\ \mathbf{H} \end{pmatrix}(x, z) = \sum_m f_m(z) \psi_m^{\text{f}}(x, z) + \sum_m b_m(z) \psi_m^{\text{b}}(x, z) \\ + \sum_m u_m(x) \psi_m^{\text{u}}(x, z) + \sum_m d_m(x) \psi_m^{\text{d}}(x, z) \quad f_m, b_m, u_m, d_m: ?$$

General: a reasonable superposition of known fields with amplitudes that are functions of suitable propagation coordinate(s).

Amplitude functions, discretization



1-D linear finite elements



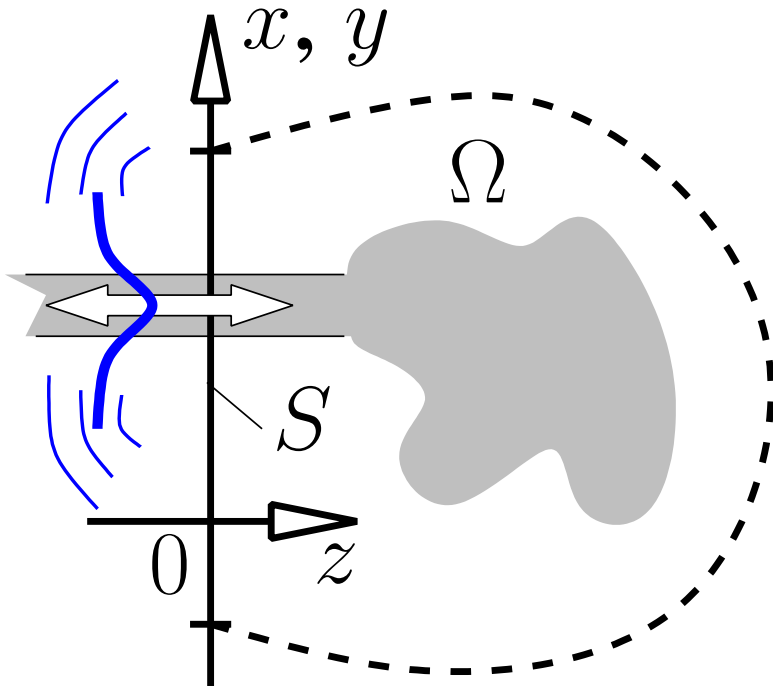
$$f_m(z) = \sum_{j=0}^N f_{m,j} \alpha_j(z),$$

$b_m(z), u_m(x), d_m(x)$ analogous.

$$\left(\begin{matrix} E \\ H \end{matrix} \right)(x, z) = \sum_k a_k \left(\alpha(\cdot) \psi(\cdot)(x, z) \right) =: \sum_k a_k \left(\begin{matrix} E_k \\ H_k \end{matrix} \right)(x, z),$$

$k \in \{\text{waveguides, modes, elements}\}, \quad a_k \in \{f_{m,j}, b_{m,j}, u_{m,j}, d_{m,j}\}, \quad a_k: ?$

Abstract scattering problem



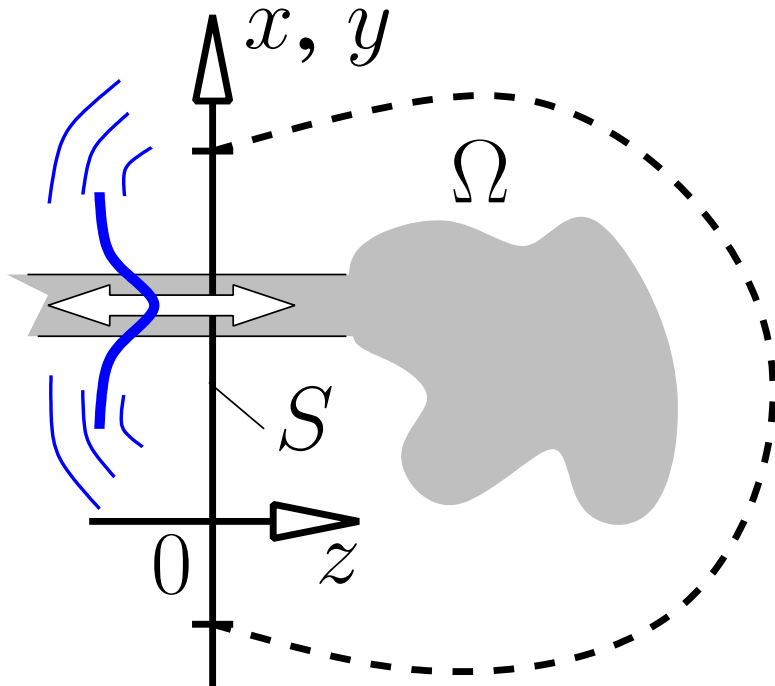
Ω : domain of interest,

$$\left. \begin{aligned} \nabla \times \mathbf{H} - i\omega\epsilon_0\epsilon\mathbf{E} &= 0 \\ -\nabla \times \mathbf{E} - i\omega\mu_0\mathbf{H} &= 0 \end{aligned} \right\} \text{ in } \Omega$$

for given frequency ω , permittivity $\epsilon = n^2$,

S : an exemplary port plane,
waveguides enter Ω through S .

Abstract scattering problem



Ω : domain of interest,

$$\left. \begin{aligned} \nabla \times \mathbf{H} - i\omega\epsilon_0\epsilon\mathbf{E} &= 0 \\ -\nabla \times \mathbf{E} - i\omega\mu_0\mathbf{H} &= 0 \end{aligned} \right\} \text{ in } \Omega$$

for given frequency ω , permittivity $\epsilon = n^2$,

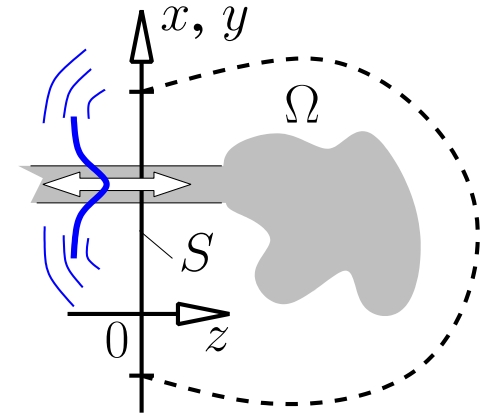
S : an exemplary port plane,
waveguides enter Ω through S .

Variational form including suitable boundary conditions ?

Boundary conditions

Ingredients:

- Complete set of normal modes on S ,
 $(\tilde{\mathbf{E}}_m, \pm \tilde{\mathbf{H}}_m)(x, y) \longleftrightarrow$ propagation along $\pm z$.
- Product on S : $\langle \mathbf{A}, \mathbf{B} \rangle = \iint_S (\mathbf{A} \times \mathbf{B}) \cdot \mathbf{e}_z \, dx \, dy$.
- Modal orthogonality properties $\langle \tilde{\mathbf{E}}_l, \tilde{\mathbf{H}}_k \rangle = \delta_{lk} N_k$, $N_k = \langle \tilde{\mathbf{E}}_k, \tilde{\mathbf{H}}_k \rangle$.



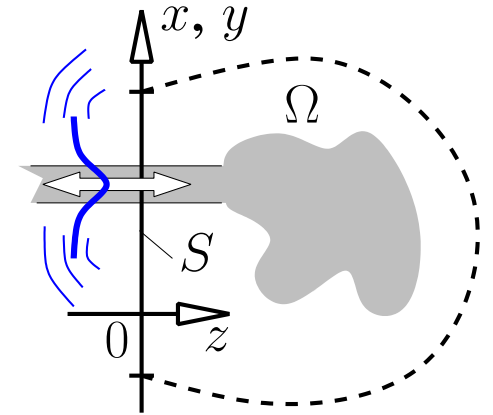
“Any” electric field \mathbf{E} and magnetic field \mathbf{H} on S can be expanded as

$$\mathbf{E} = \sum_m e_m \tilde{\mathbf{E}}_m, \quad e_m = \frac{1}{N_m} \langle \mathbf{E}, \tilde{\mathbf{H}}_m \rangle, \quad \mathbf{H} = \sum_m h_m \tilde{\mathbf{H}}_m, \quad h_m = \frac{1}{N_m} \langle \tilde{\mathbf{E}}_m, \mathbf{H} \rangle,$$

Boundary conditions

Ingredients:

- Complete set of normal modes on S ,
 $(\tilde{\mathbf{E}}_m, \pm \tilde{\mathbf{H}}_m)(x, y) \longleftrightarrow$ propagation along $\pm z$.
- Product on S : $\langle \mathbf{A}, \mathbf{B} \rangle = \iint_S (\mathbf{A} \times \mathbf{B}) \cdot \mathbf{e}_z \, dx \, dy$.
- Modal orthogonality properties $\langle \tilde{\mathbf{E}}_l, \tilde{\mathbf{H}}_k \rangle = \delta_{lk} N_k$, $N_k = \langle \tilde{\mathbf{E}}_k, \tilde{\mathbf{H}}_k \rangle$.



“Any” electric field \mathbf{E} and magnetic field \mathbf{H} on S can be expanded as

$$\mathbf{E} = \sum_m e_m \tilde{\mathbf{E}}_m, \quad e_m = \frac{1}{N_m} \langle \mathbf{E}, \tilde{\mathbf{H}}_m \rangle, \quad \mathbf{H} = \sum_m h_m \tilde{\mathbf{H}}_m, \quad h_m = \frac{1}{N_m} \langle \tilde{\mathbf{E}}_m, \mathbf{H} \rangle,$$

$$\text{or} \quad \begin{pmatrix} \mathbf{E} \\ \mathbf{H} \end{pmatrix} = \sum_m f_m \begin{pmatrix} \tilde{\mathbf{E}}_m \\ \tilde{\mathbf{H}}_m \end{pmatrix} + \sum_m b_m \begin{pmatrix} \tilde{\mathbf{E}}_m \\ -\tilde{\mathbf{H}}_m \end{pmatrix}, \quad \begin{aligned} f_m &= (e_m + h_m)/2, \\ b_m &= (e_m - h_m)/2 \end{aligned}$$

(transverse components only).

Transparent influx boundary conditions (TIBCs)

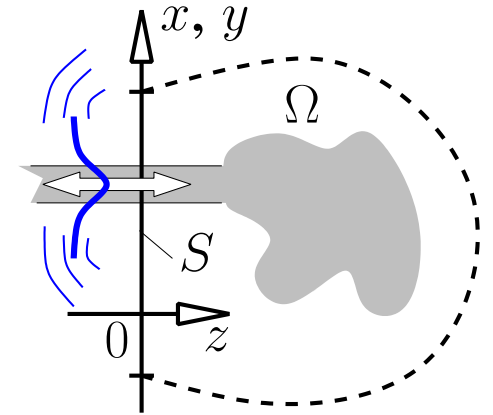
... on S for inhomogeneous exterior, incoming waveguides:

$$\mathbf{E} = \sum_m 2F_m \tilde{\mathbf{E}}_m - \sum_m \frac{1}{N_m} \langle \tilde{\mathbf{E}}_m, \mathbf{H} \rangle \tilde{\mathbf{E}}_m ,$$

$$\mathbf{H} = \sum_m 2F_m \tilde{\mathbf{H}}_m - \sum_m \frac{1}{N_m} \langle \mathbf{E}, \tilde{\mathbf{H}}_m \rangle \tilde{\mathbf{H}}_m ;$$

F_m : influx, given coefficients of incoming waves;

$$\begin{pmatrix} \mathbf{E} \\ \mathbf{H} \end{pmatrix}_{\text{inc}} = \sum_m F_m \begin{pmatrix} \tilde{\mathbf{E}}_m \\ \tilde{\mathbf{H}}_m \end{pmatrix} .$$



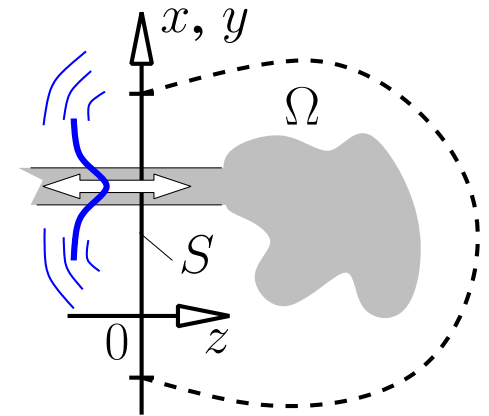
Transparent influx boundary conditions (TIBCs)

... on S for inhomogeneous exterior, incoming waveguides:

$$\mathbf{E} = \sum_m 2F_m \tilde{\mathbf{E}}_m - \sum_m \frac{1}{N_m} \langle \tilde{\mathbf{E}}_m, \mathbf{H} \rangle \tilde{\mathbf{E}}_m ,$$

$$\mathbf{H} = \sum_m 2F_m \tilde{\mathbf{H}}_m - \sum_m \frac{1}{N_m} \langle \mathbf{E}, \tilde{\mathbf{H}}_m \rangle \tilde{\mathbf{H}}_m ;$$

F_m : influx, given coefficients of incoming waves;
$$\begin{pmatrix} \mathbf{E} \\ \mathbf{H} \end{pmatrix}_{\text{inc}} = \sum_m F_m \begin{pmatrix} \tilde{\mathbf{E}}_m \\ \tilde{\mathbf{H}}_m \end{pmatrix} .$$



↪ For a general field of the form
$$\begin{pmatrix} \mathbf{E} \\ \mathbf{H} \end{pmatrix} = \sum_m f_m \begin{pmatrix} \tilde{\mathbf{E}}_m \\ \tilde{\mathbf{H}}_m \end{pmatrix} + \sum_m b_m \begin{pmatrix} \tilde{\mathbf{E}}_m \\ -\tilde{\mathbf{H}}_m \end{pmatrix}$$

the TIBCs require $f_m = F_m$, while b_m can be arbitrary.

Frequency domain Maxwell equations, variational form

Consider the functional

$$\mathcal{L}(\mathbf{E}, \mathbf{H}) = \iiint_{\Omega} \{ \mathbf{E} \cdot (\nabla \times \mathbf{H}) + \mathbf{H} \cdot (\nabla \times \mathbf{E}) - i\omega\epsilon_0\epsilon \mathbf{E}^2 + i\omega\mu_0 \mathbf{H}^2 \} dx dy dz$$

(cf. e.g. C. Vassallo. *Optical Waveguide Concepts*. Elsevier, Amsterdam, 1991).

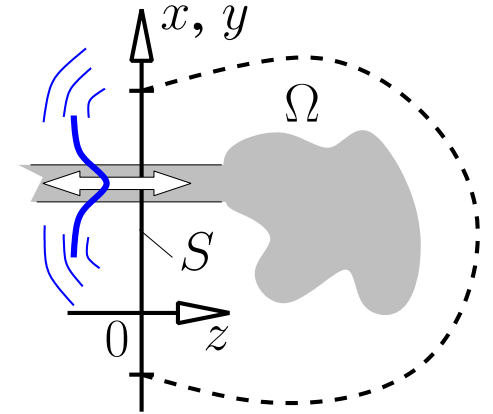
First variation:

$$\begin{aligned} \delta\mathcal{L}(\mathbf{E}, \mathbf{H}; \delta\mathbf{E}, \delta\mathbf{H}) &= \iiint_{\Omega} \{ 2\delta\mathbf{E} \cdot (\nabla \times \mathbf{H} - i\omega\epsilon_0\epsilon \mathbf{E}) \\ &\quad + 2\delta\mathbf{H} \cdot (\nabla \times \mathbf{E} + i\omega\mu_0 \mathbf{H}) \} dx dy dz \\ &\quad - \iint_{\partial\Omega} \{ (\mathbf{n} \times \mathbf{E}) \cdot \delta\mathbf{H} + (\mathbf{n} \times \mathbf{H}) \cdot \delta\mathbf{E} \} dA. \end{aligned}$$

Stationarity $\delta\mathcal{L}(\mathbf{E}, \mathbf{H}; \delta\mathbf{E}, \delta\mathbf{H}) = 0$ for arbitrary $\delta\mathbf{E}, \delta\mathbf{H}$ implies

- that \mathbf{E}, \mathbf{H} satisfy the Maxwell equations in Ω
- and that transverse components of \mathbf{E} and \mathbf{H} vanish on $\partial\Omega$.

Variational form of the scattering problem

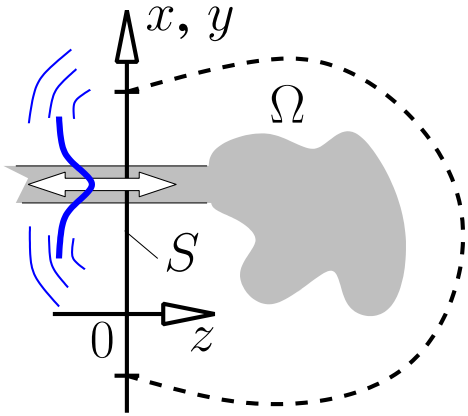


... based on the functional:

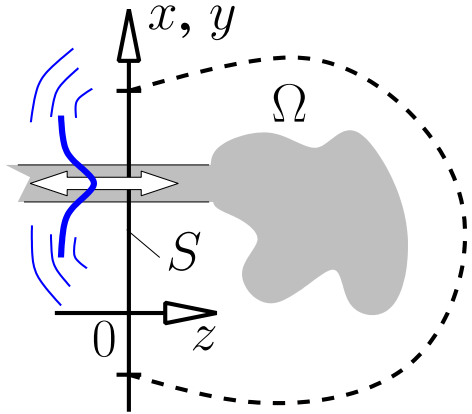
$$\begin{aligned}\mathcal{F}(\mathbf{E}, \mathbf{H}) = & \iiint_{\Omega} \{ \mathbf{E} \cdot (\nabla \times \mathbf{H}) + \mathbf{H} \cdot (\nabla \times \mathbf{E}) - i\omega\epsilon_0\epsilon \mathbf{E}^2 + i\omega\mu_0 \mathbf{H}^2 \} dx \, dy \, dz \\ & - \sum_m 2F_m \left\{ \langle \tilde{\mathbf{E}}_m, \mathbf{H} \rangle - \langle \mathbf{E}, \tilde{\mathbf{H}}_m \rangle \right\} \\ & + \sum_m \frac{1}{2N_m} \left\{ \langle \tilde{\mathbf{E}}_m, \mathbf{H} \rangle^2 - \langle \mathbf{E}, \tilde{\mathbf{H}}_m \rangle^2 \right\}\end{aligned}$$

Variational form of the scattering problem, first variation

$$\begin{aligned}
 \delta \mathcal{F}(\mathbf{E}, \mathbf{H}; \delta \mathbf{E}, \delta \mathbf{H}) = & \iiint_{\Omega} \{ 2\delta \mathbf{E} \cdot (\nabla \times \mathbf{H} - i\omega\epsilon_0\epsilon \mathbf{E}) \\
 & + 2\delta \mathbf{H} \cdot (\nabla \times \mathbf{E} + i\omega\mu_0 \mathbf{H}) \} dx dy dz \\
 & + \left\langle \mathbf{E} - \sum_m 2F_m \tilde{\mathbf{E}}_m + \sum_m \frac{1}{N_m} \langle \tilde{\mathbf{E}}_m, \mathbf{H} \rangle \tilde{\mathbf{E}}_m, \delta \mathbf{H} \right\rangle \\
 & - \left\langle \delta \mathbf{E}, \mathbf{H} - \sum_m 2F_m \tilde{\mathbf{H}}_m + \sum_m \frac{1}{N_m} \langle \mathbf{E}, \tilde{\mathbf{H}}_m \rangle \tilde{\mathbf{H}}_m \right\rangle \\
 & - \iint_{\partial\Omega \setminus S} \{ (\mathbf{n} \times \mathbf{E}) \cdot \delta \mathbf{H} + (\mathbf{n} \times \mathbf{H}) \cdot \delta \mathbf{E} \} dA.
 \end{aligned}$$



Variational form of the scattering problem, first variation



$$\begin{aligned}
 \delta \mathcal{F}(\mathbf{E}, \mathbf{H}; \delta \mathbf{E}, \delta \mathbf{H}) = & \iiint_{\Omega} \{ 2\delta \mathbf{E} \cdot (\nabla \times \mathbf{H} - i\omega\epsilon_0\mathbf{E}) \\
 & + 2\delta \mathbf{H} \cdot (\nabla \times \mathbf{E} + i\omega\mu_0\mathbf{H}) \} dx dy dz \\
 & + \left\langle \mathbf{E} - \sum_m 2F_m \tilde{\mathbf{E}}_m + \sum_m \frac{1}{N_m} \langle \tilde{\mathbf{E}}_m, \mathbf{H} \rangle \tilde{\mathbf{E}}_m, \delta \mathbf{H} \right\rangle \\
 & - \left\langle \delta \mathbf{E}, \mathbf{H} - \sum_m 2F_m \tilde{\mathbf{H}}_m + \sum_m \frac{1}{N_m} \langle \mathbf{E}, \tilde{\mathbf{H}}_m \rangle \tilde{\mathbf{H}}_m \right\rangle \\
 & - \iint_{\partial\Omega \setminus S} \{ (\mathbf{n} \times \mathbf{E}) \cdot \delta \mathbf{H} + (\mathbf{n} \times \mathbf{H}) \cdot \delta \mathbf{E} \} dA.
 \end{aligned}$$

Stationarity $\delta \mathcal{F}(\mathbf{E}, \mathbf{H}; \delta \mathbf{E}, \delta \mathbf{H}) = 0$ for arbitrary $\delta \mathbf{E}, \delta \mathbf{H}$ implies

- that \mathbf{E}, \mathbf{H} satisfy the Maxwell equations in Ω ,
- that \mathbf{E}, \mathbf{H} satisfy TIBCs on S ,
- and that transverse components of \mathbf{E} and \mathbf{H} vanish on $\partial\Omega \setminus S$.

Variational HCMT scheme

$$\mathcal{F}(\boldsymbol{E}, \boldsymbol{H}) \xrightarrow{(\boldsymbol{E}, \boldsymbol{H}) = \sum_k a_k (\boldsymbol{E}_k, \boldsymbol{H}_k)} \mathcal{F}_r(\boldsymbol{a})$$

Variational HCMT scheme

$$(\mathbf{E}, \mathbf{H}) = \sum_k a_k (\mathbf{E}_k, \mathbf{H}_k)$$

$$\mathcal{F}(\mathbf{E}, \mathbf{H}) \xrightarrow{\hspace{1.5cm}} \mathcal{F}_r(\mathbf{a})$$

Restricted functional:

$$\mathcal{F}_r(\mathbf{a}) = \sum_{l,k} a_l F_{lk} a_k + \sum_l R_l a_l + \sum_{l,k} a_l B_{lk} a_k ,$$

$$F_{lk} = \iiint_{\Omega} \left\{ \mathbf{E}_l \cdot (\nabla \times \mathbf{H}_k) + \mathbf{H}_l \cdot (\nabla \times \mathbf{E}_k) \right. \\ \left. - i\omega\epsilon_0 \mathbf{E}_l \cdot \mathbf{E}_k + i\omega\mu_0 \mathbf{H}_l \cdot \mathbf{H}_k \right\} dx dy dz ,$$

$$R_l = - \sum_m 2F_m \left\{ \langle \tilde{\mathbf{E}}_m, \mathbf{H}_l \rangle - \langle \mathbf{E}_l, \tilde{\mathbf{H}}_m \rangle \right\} ,$$

$$B_{lk} = \sum_m \frac{1}{2N_m} \left\{ \langle \tilde{\mathbf{E}}_m, \mathbf{H}_l \rangle \langle \tilde{\mathbf{E}}_m, \mathbf{H}_k \rangle - \langle \mathbf{E}_l, \tilde{\mathbf{H}}_m \rangle \langle \mathbf{E}_k, \tilde{\mathbf{H}}_m \rangle \right\} ,$$

+ contributions R, B from other port planes.

Variational HCMT scheme

$$\mathcal{F}(\mathbf{E}, \mathbf{H}) \xrightarrow{(\mathbf{E}, \mathbf{H}) = \sum_k a_k (\mathbf{E}_k, \mathbf{H}_k)} \mathcal{F}_r(\mathbf{a})$$

Restricted functional:

$$\mathcal{F}_r(\mathbf{a}) = \mathbf{a} \cdot \mathbf{M} \mathbf{a} + \mathbf{R} \cdot \mathbf{a}.$$

Variational HCMT scheme

$$\mathcal{F}(\mathbf{E}, \mathbf{H}) \xrightarrow{(\mathbf{E}, \mathbf{H}) = \sum_k a_k (\mathbf{E}_k, \mathbf{H}_k)} \mathcal{F}_r(\mathbf{a})$$

Restricted functional:

$$\mathcal{F}_r(\mathbf{a}) = \mathbf{a} \cdot \mathbf{M} \mathbf{a} + \mathbf{R} \cdot \mathbf{a}.$$

Require $\delta \mathcal{F}_r = \delta \mathbf{a} \cdot \left((\mathbf{M} + \mathbf{M}^\top) \mathbf{a} + \mathbf{R} \right) = 0$ for all $\delta \mathbf{a}$,

$$(\mathbf{M} + \mathbf{M}^\top) \mathbf{a} + \mathbf{R} = 0,$$

\mathbf{a} ,

$$f_m, b_m, u_m, d_m, \mathbf{E}, \mathbf{H}.$$

Further issues

... plenty.

Galerkin procedure

$$\begin{array}{l|l} \nabla \times \mathbf{H} - \mathrm{i}\omega\epsilon_0\epsilon\mathbf{E} = 0 \\ -\nabla \times \mathbf{E} - \mathrm{i}\omega\mu_0\mathbf{H} = 0 \end{array} \quad \cdot \begin{pmatrix} \mathbf{F} \\ \mathbf{G} \end{pmatrix}^*, \quad \iiint_{\text{comp. domain}}$$

$$\Leftrightarrow \iiint \mathcal{K}(\mathbf{F}, \mathbf{G}; \mathbf{E}, \mathbf{H}) \, dx \, dy \, dz = 0 \quad \text{for all } \mathbf{F}, \mathbf{G},$$

where

$$\mathcal{K}(\mathbf{F}, \mathbf{G}; \mathbf{E}, \mathbf{H}) = \mathbf{F}^* \cdot (\nabla \times \mathbf{H}) - \mathbf{G}^* \cdot (\nabla \times \mathbf{E}) - \mathrm{i}\omega\epsilon_0\epsilon\mathbf{F}^* \cdot \mathbf{E} - \mathrm{i}\omega\mu_0\mathbf{G}^* \cdot \mathbf{H}.$$

Galerkin procedure, continued

- insert $\begin{pmatrix} \mathbf{E} \\ \mathbf{H} \end{pmatrix} = \sum_k a_k \begin{pmatrix} \mathbf{E}_k \\ \mathbf{H}_k \end{pmatrix},$
- select $\{\mathbf{u}\}$: indices of unknown coefficients,
 $\{\mathbf{g}\}$: given values related to prescribed influx,
- require $\iiint \mathcal{K}(\mathbf{E}_l, \mathbf{H}_l; \mathbf{E}, \mathbf{H}) \, dx \, dy \, dz = 0$ for $l \in \{\mathbf{u}\},$
- compute $K_{lk} = \iiint \mathcal{K}(\mathbf{E}_l, \mathbf{H}_l; \mathbf{E}_k, \mathbf{H}_k) \, dx \, dy \, dz .$

$$\sum_{k \in \{\mathbf{u}, \mathbf{g}\}} K_{lk} a_k = 0, \quad l \in \{\mathbf{u}\},$$
$$(K_{\mathbf{u} \mathbf{u}} \quad K_{\mathbf{u} \mathbf{g}}) \begin{pmatrix} \mathbf{a}_{\mathbf{u}} \\ \mathbf{a}_{\mathbf{g}} \end{pmatrix} = 0, \quad \text{or} \quad K_{\mathbf{u} \mathbf{u}} \mathbf{a}_{\mathbf{u}} = -K_{\mathbf{u} \mathbf{g}} \mathbf{a}_{\mathbf{g}} .$$

Further issues

... plenty.

Comments

HCMT scheme based on the variational form of the guided wave scattering problem:

- Expansions at the TIBC ports reduce to single terms due to modal orthogonality.
- Bidirectional basis fields are required for all channels in the field templates.

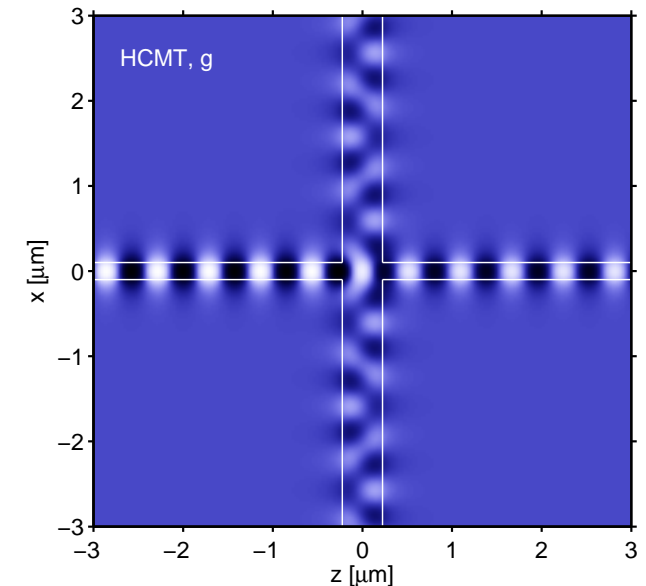
Alternative functional:

$$\mathcal{C}(\mathbf{E}, \mathbf{H}) = \iiint_{\Omega} \left\{ \mathbf{E}^* \cdot (\nabla \times \mathbf{H}) - \mathbf{H}^* \cdot (\nabla \times \mathbf{E}) - i\omega\epsilon_0 \mathbf{E}^* \cdot \mathbf{E} + i\omega\mu_0 \mathbf{H}^* \cdot \mathbf{H} \right\} dx dy dz.$$

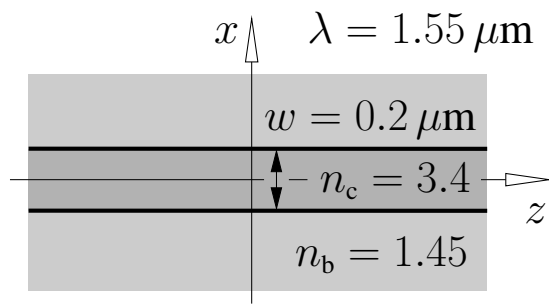
Extend \mathcal{C} by boundary integrals such that



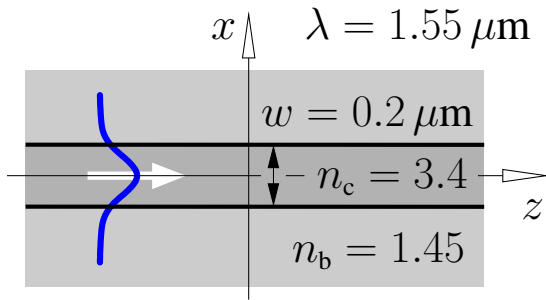
- the boundary terms in $\delta\mathcal{C}$ cancel \longleftrightarrow the Galerkin scheme could be viewed as a variational restriction of \mathcal{C} .
- TIBCs are satisfied as natural boundary conditions if \mathcal{C} becomes stationary \longleftrightarrow variational scheme with complex conjugate fields.



Straight waveguide



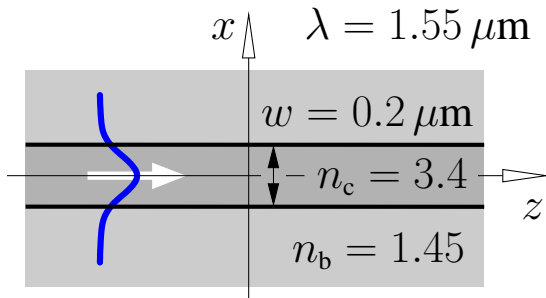
Straight waveguide



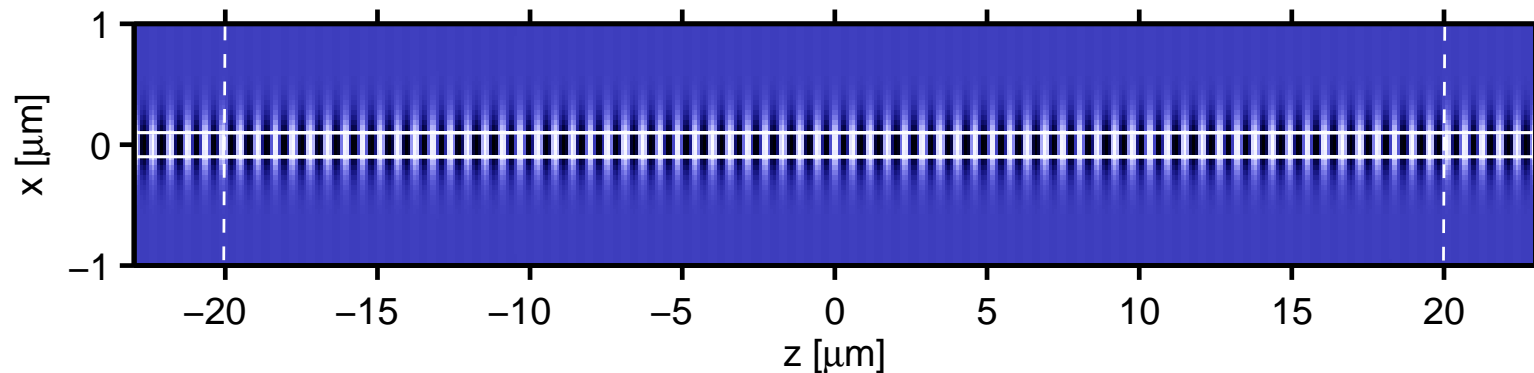
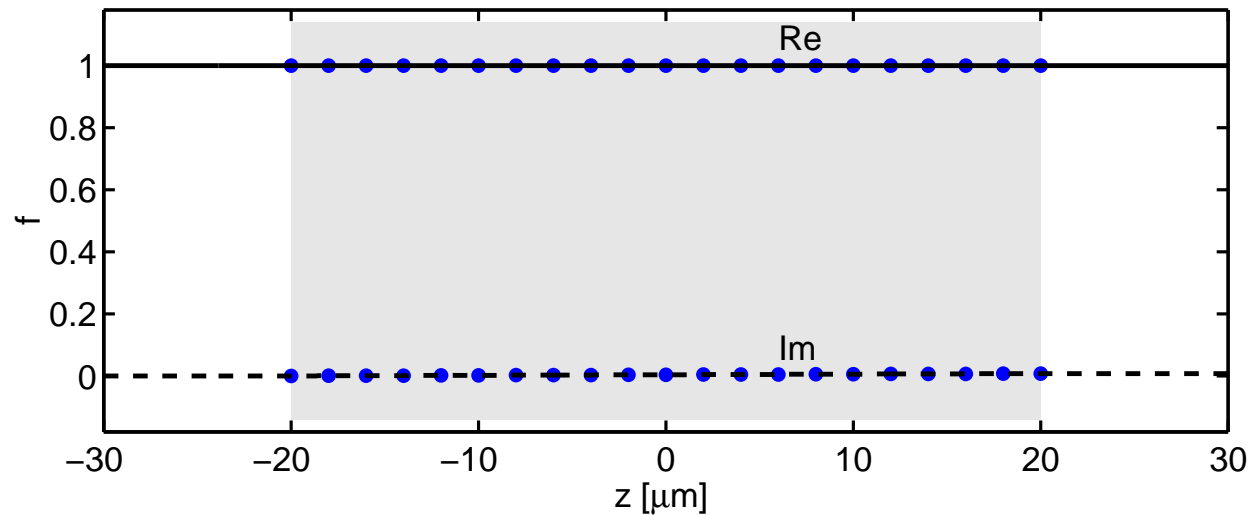
Basis element: fundamental forward propagating TE mode,
input amplitude $f_0 = 1$,

FEM discretization in $z \in [-20, 20] \mu\text{m}$, $\Delta z = 2 \mu\text{m}$,
computational domain $z \in [< -20, > 20] \mu\text{m}$, $x \in [-3.0, 3.0] \mu\text{m}$.

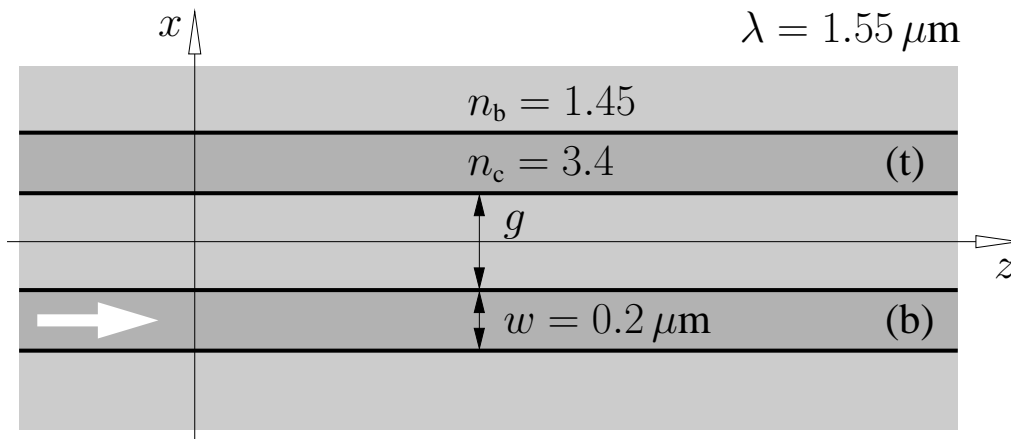
Straight waveguide



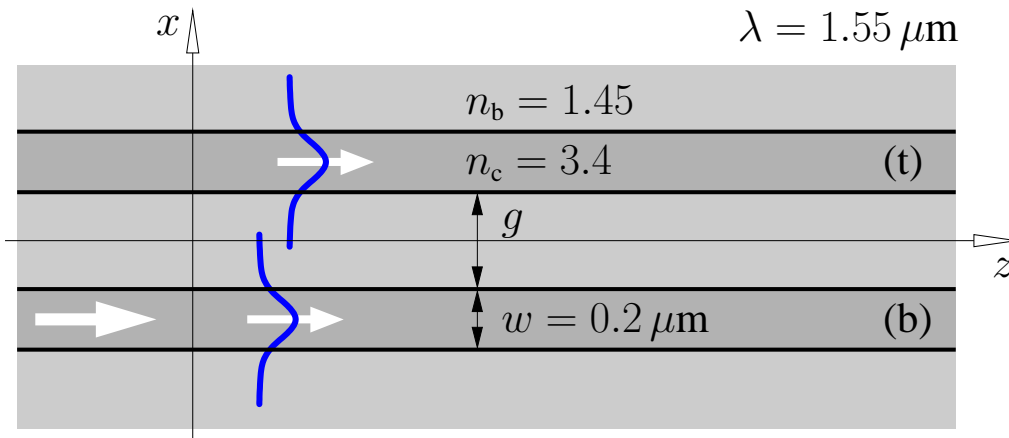
Basis element: fundamental forward propagating TE mode,
input amplitude $f_0 = 1$,
FEM discretization in $z \in [-20, 20] \mu\text{m}$, $\Delta z = 2 \mu\text{m}$,
computational domain $z \in [< -20, > 20] \mu\text{m}$, $x \in [-3.0, 3.0] \mu\text{m}$.



Two coupled parallel cores, amplitudes



Two coupled parallel cores, amplitudes

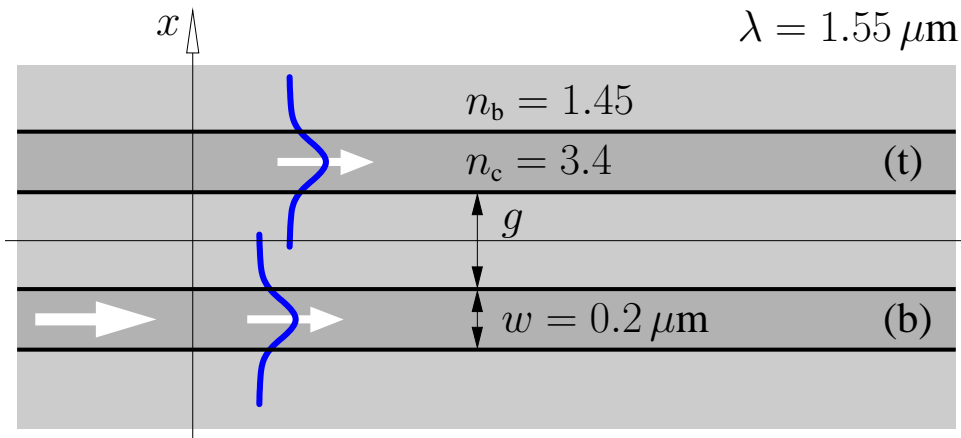


Basis elements: forward propagating fundamental TE modes of the separate cores, input amplitude $f_b = 1$,

FEM discretization:
 $z \in [-20, 20] \mu\text{m}$, $\Delta z = 0.5 \mu\text{m}$,

computational domain:
 $z \in [-20, 20] \mu\text{m}$, $x \in [-3.0, 3.0] \mu\text{m}$.

Two coupled parallel cores, amplitudes

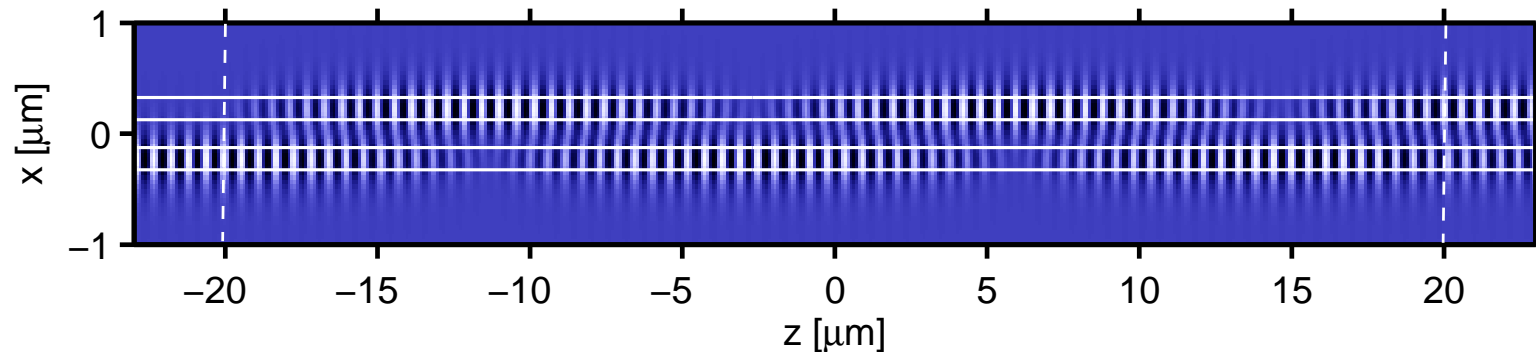
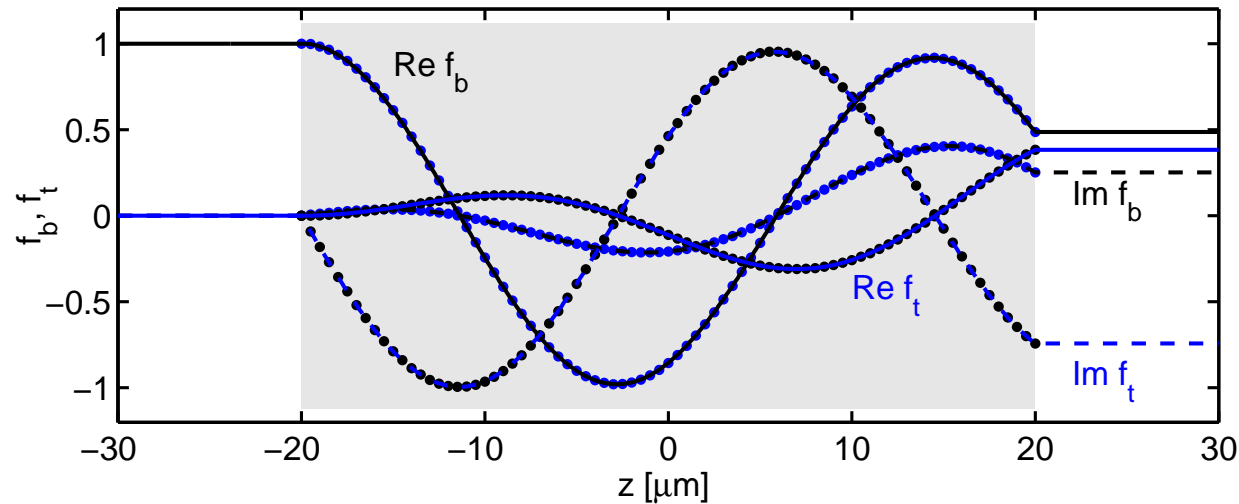


Basis elements: forward propagating fundamental TE modes of the separate cores, input amplitude $f_b = 1$,

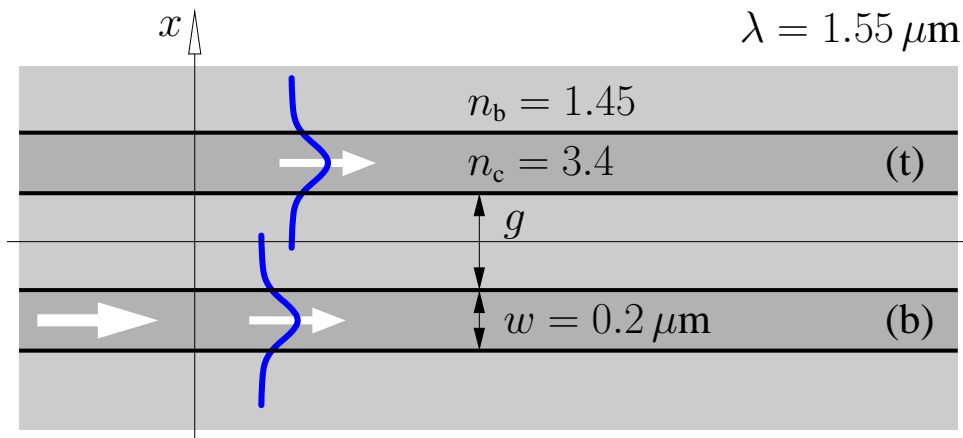
FEM discretization:
 $z \in [-20, 20] \mu\text{m}$, $\Delta z = 0.5 \mu\text{m}$,

computational domain:
 $z \in [-20, 20] \mu\text{m}$, $x \in [-3.0, 3.0] \mu\text{m}$.

$g = 0.25 \mu\text{m}$:



Two coupled parallel cores, modal power

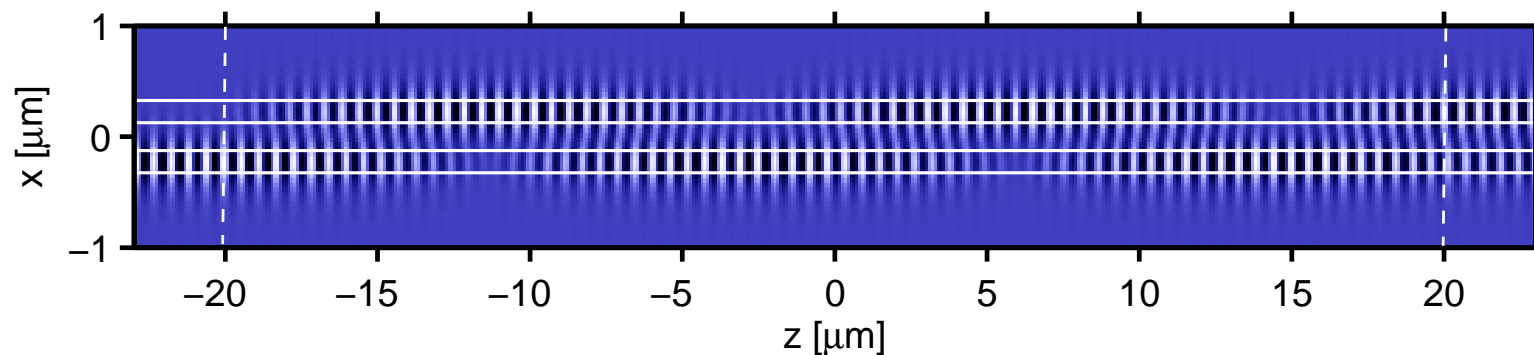
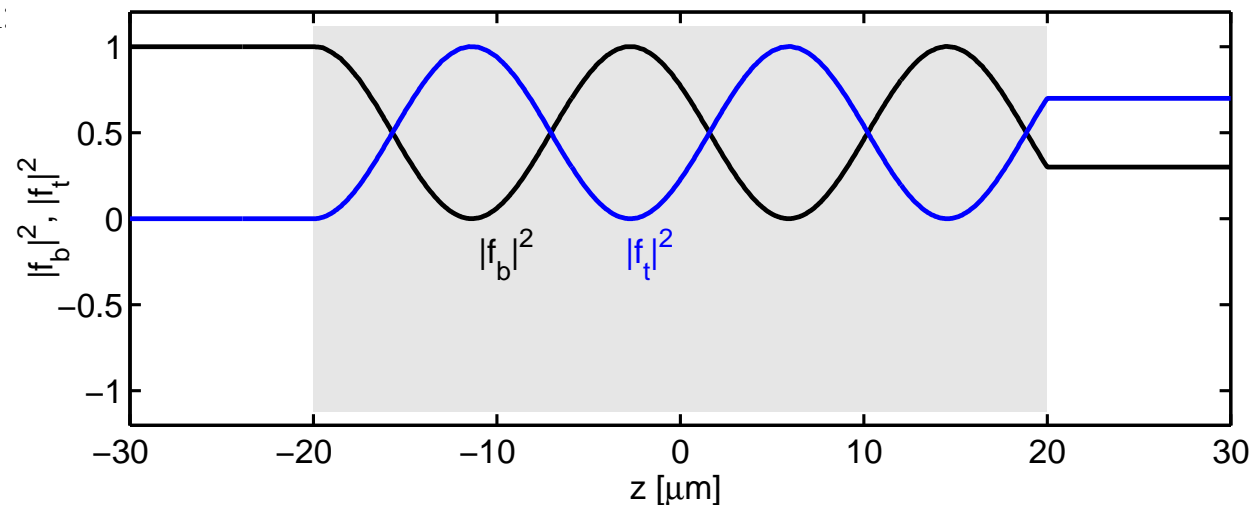


Basis elements: forward propagating fundamental TE modes of the separate cores, input amplitude $f_b = 1$,

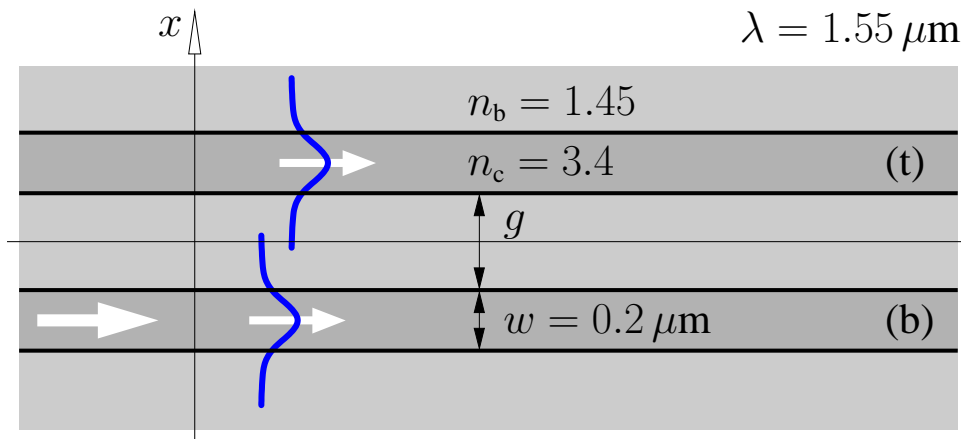
FEM discretization:
 $z \in [-20, 20] \mu\text{m}$, $\Delta z = 0.5 \mu\text{m}$,

computational domain:
 $z \in [-20, 20] \mu\text{m}$, $x \in [-3.0, 3.0] \mu\text{m}$.

$g = 0.25 \mu\text{m}$



Two coupled parallel cores, coupling length



Basis elements: polarized forward propagating fundamental modes of the separate cores, input amplitude $f_b = 1$,

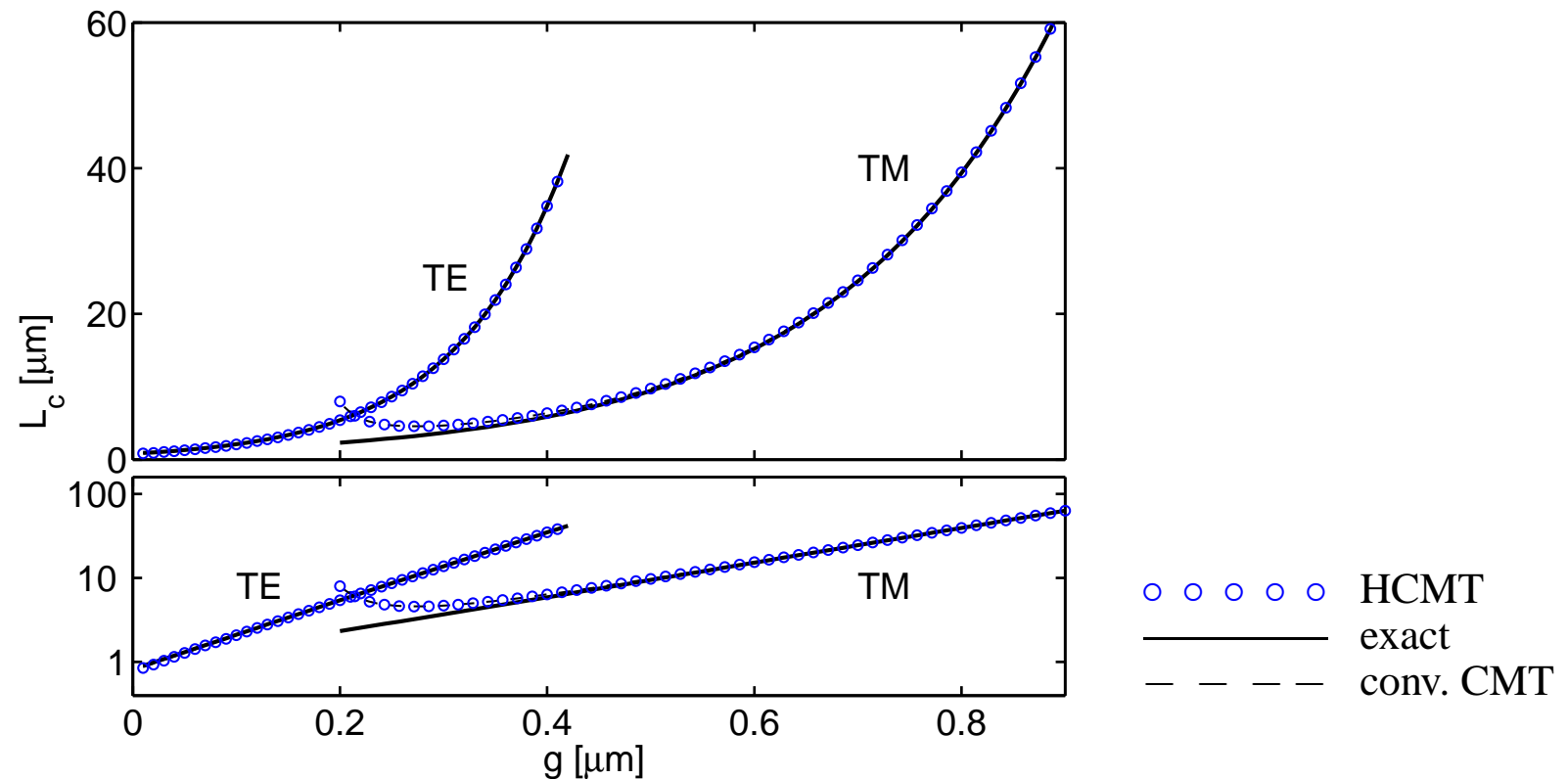
FEM discretization (TE):

$z \in [-20, 20] \mu\text{m}$, $\Delta z = 0.5 \mu\text{m}$,

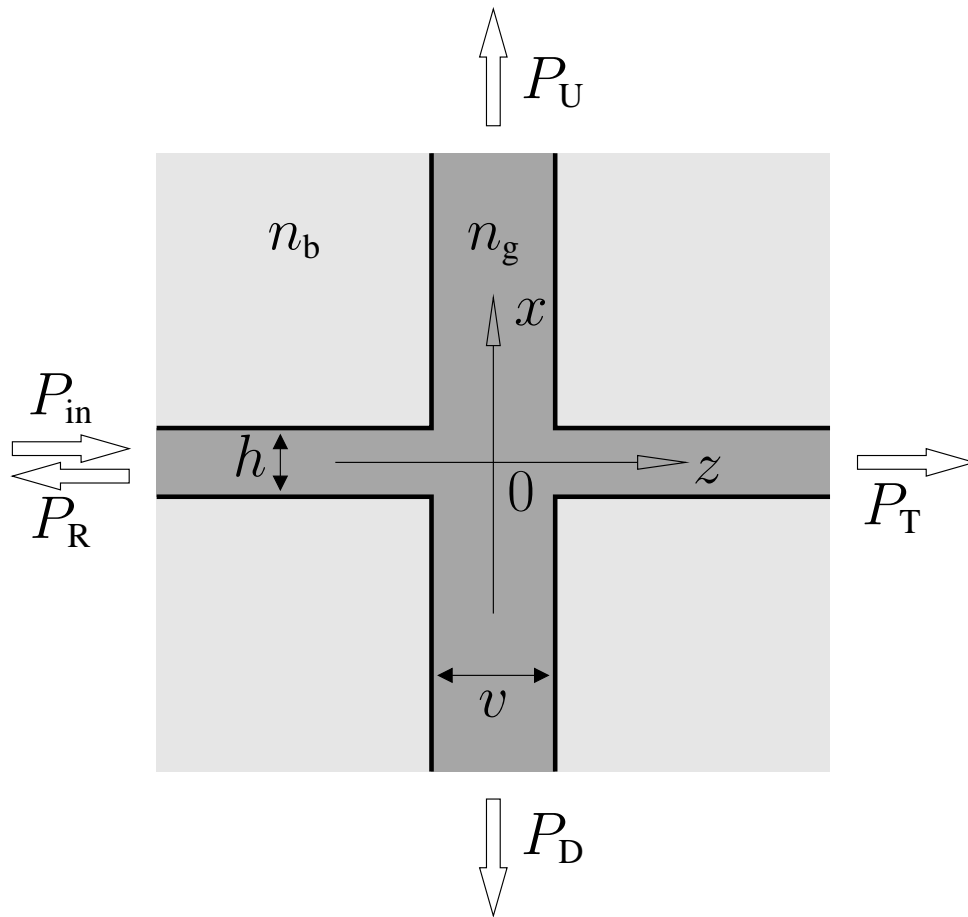
computational domain (TE):

$z \in [-20, 20] \mu\text{m}$, $x \in [-3.0, 3.0] \mu\text{m}$.

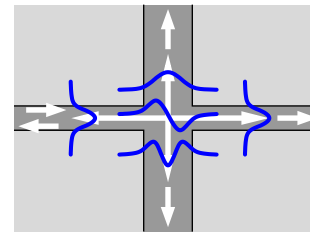
Coupling length:



Waveguide crossing



$n_g = 3.4$, $n_b = 1.45$, $\lambda = 1.55 \mu\text{m}$,
 $h = 0.2 \mu\text{m}$, v variable, TE polarization.



Basis elements:
 guided modes of the horizontal
 and vertical cores
 (directional variants).

FEM discretization:

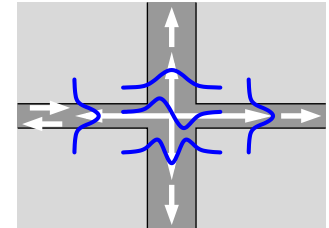
$z \in [v/2 - 1.5 \mu\text{m}, v/2 + 1.5 \mu\text{m}]$, $\Delta x = 0.025 \mu\text{m}$,
 $x \in [w/2 - 1.5 \mu\text{m}, w/2 + 1.5 \mu\text{m}]$, $\Delta z = 0.025 \mu\text{m}$.

Computational window:

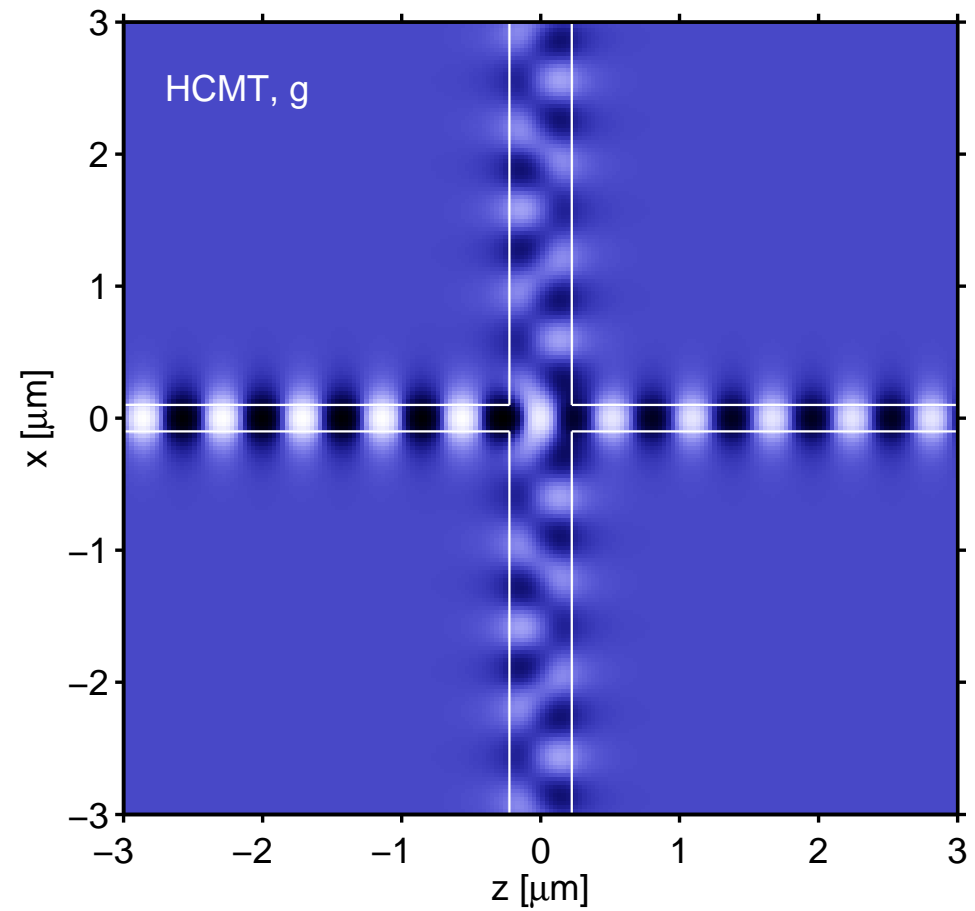
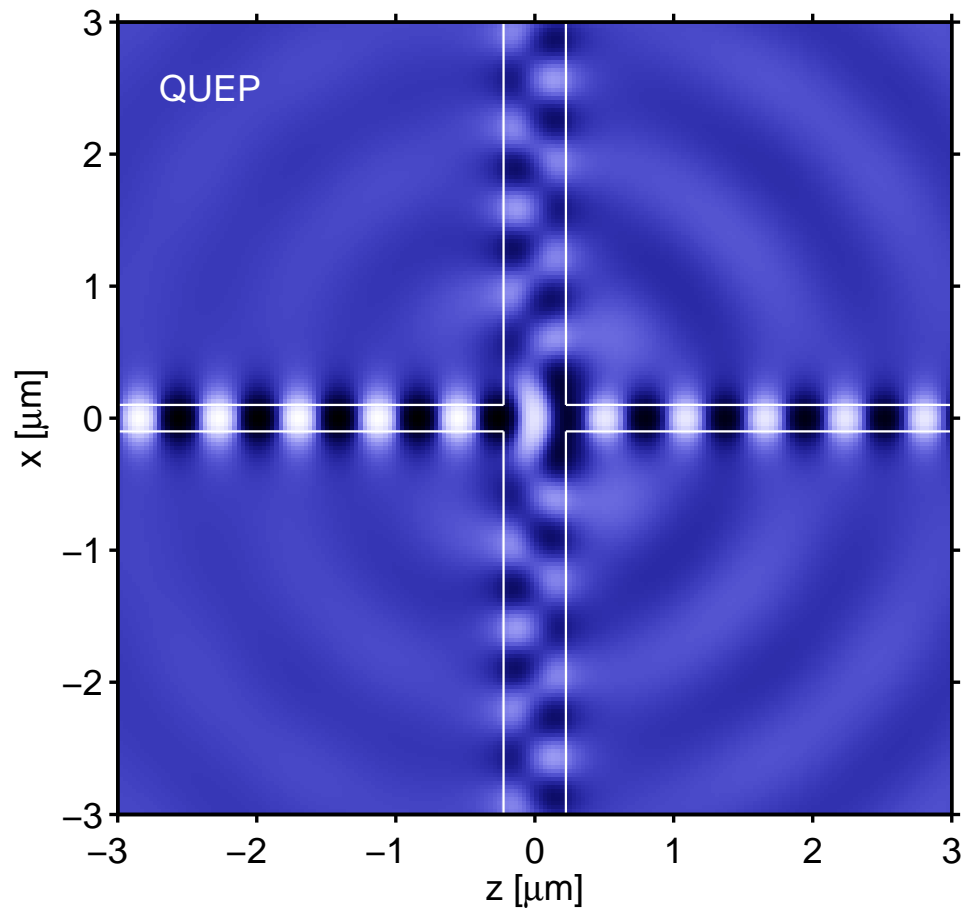
$z \in [-4 \mu\text{m}, 4 \mu\text{m}]$, $x \in [-4 \mu\text{m}, 4 \mu\text{m}]$.

Waveguide crossing, fields (I)

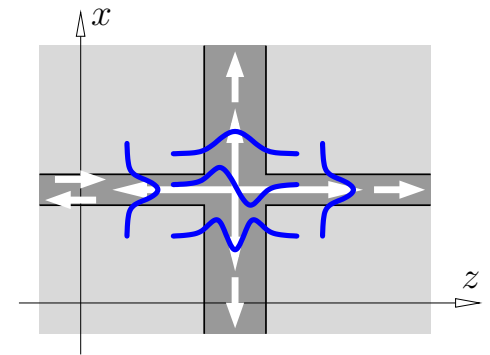
$v = 0.45 \mu\text{m}$:



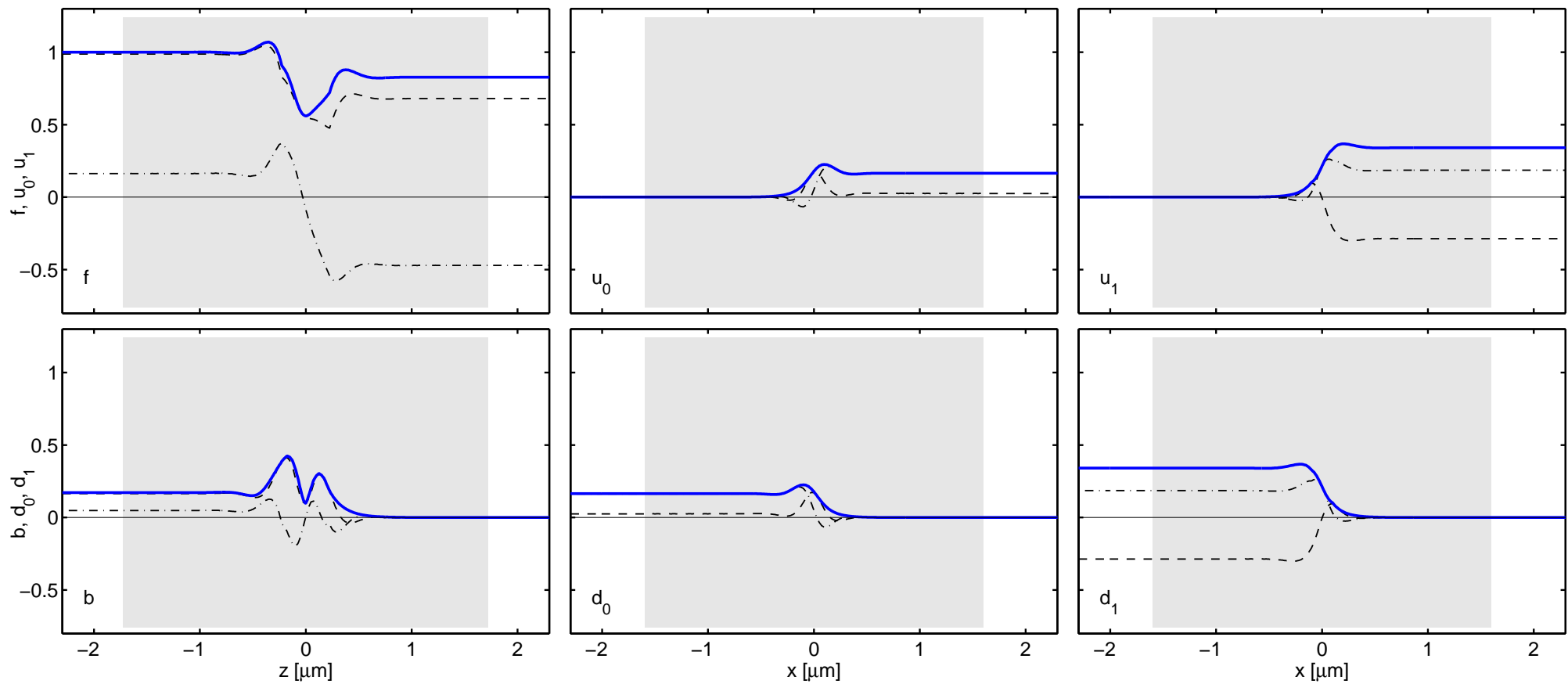
reference



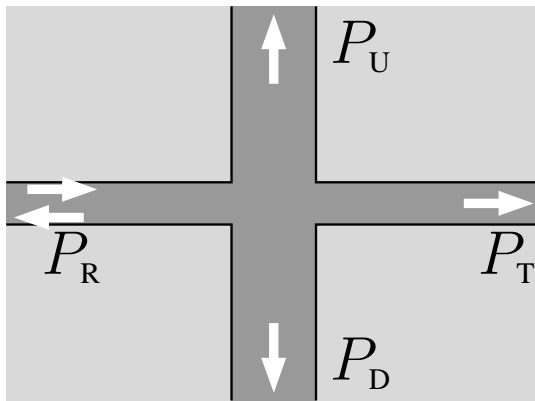
Waveguide crossing, amplitude functions



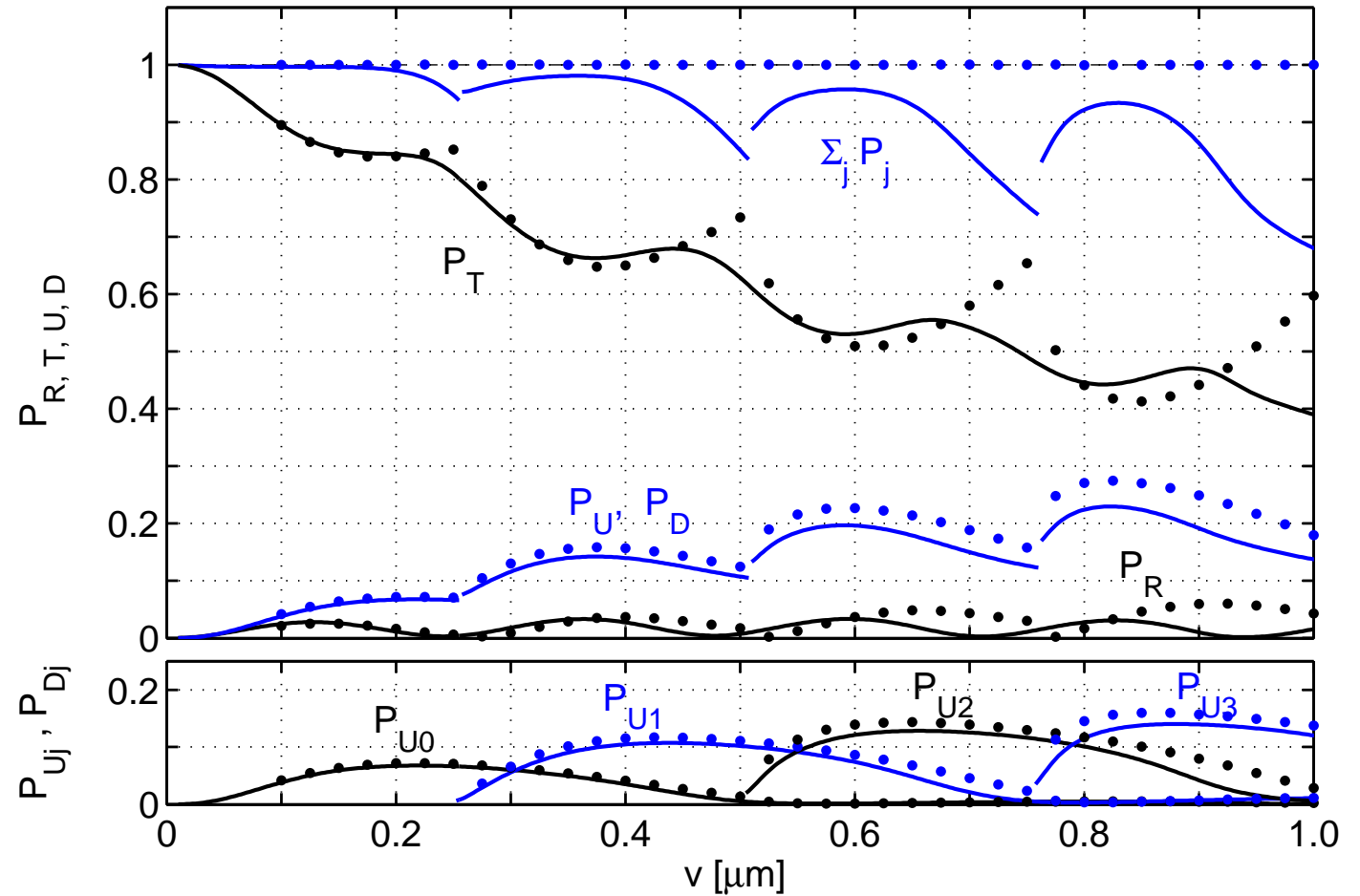
$v = 0.45 \mu\text{m}$:



Waveguide crossing, power transfer (I)

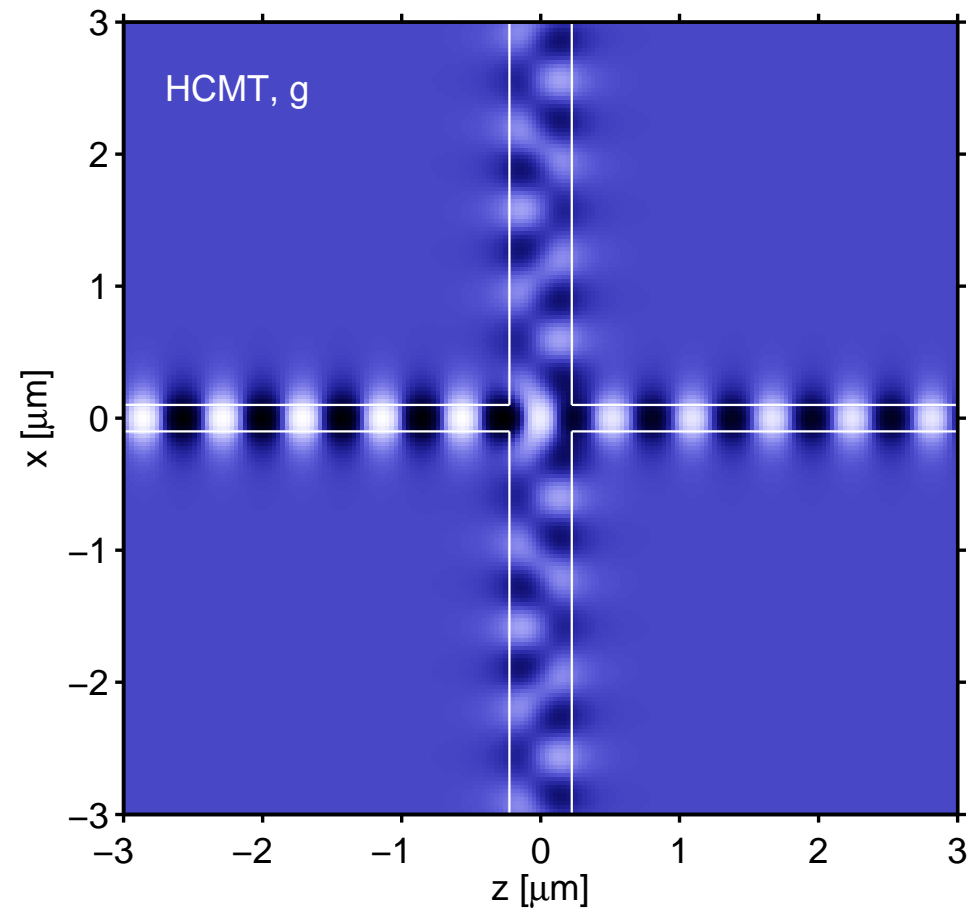
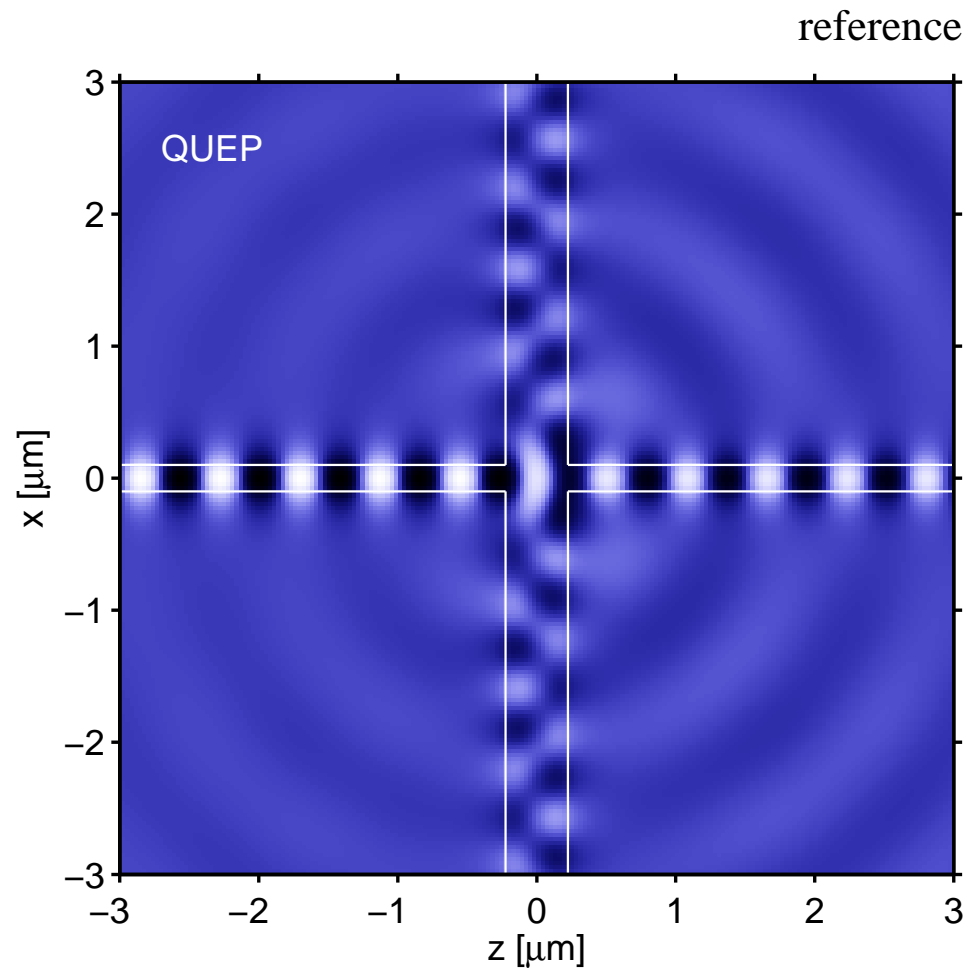
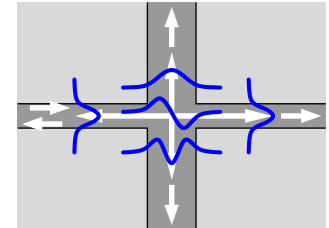


— QUEP, reference
 • • • • • HCMT



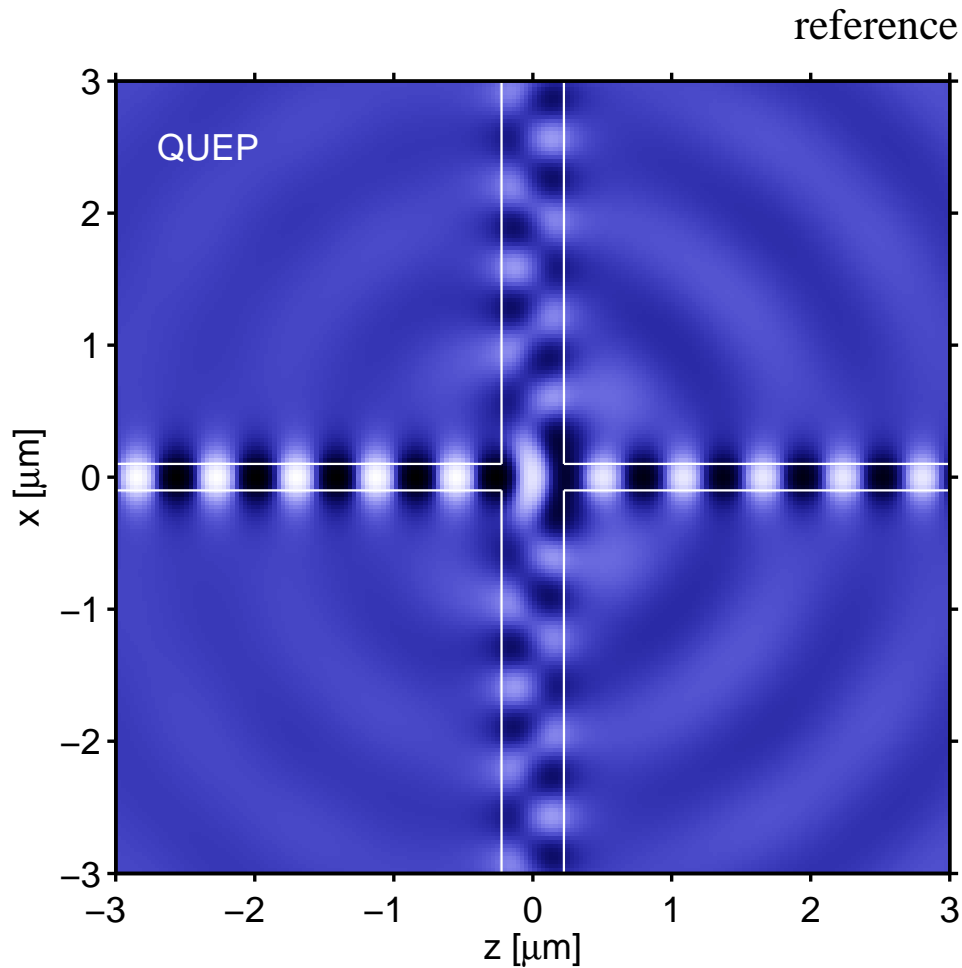
Waveguide crossing, fields (II)

$v = 0.45 \mu\text{m}$:

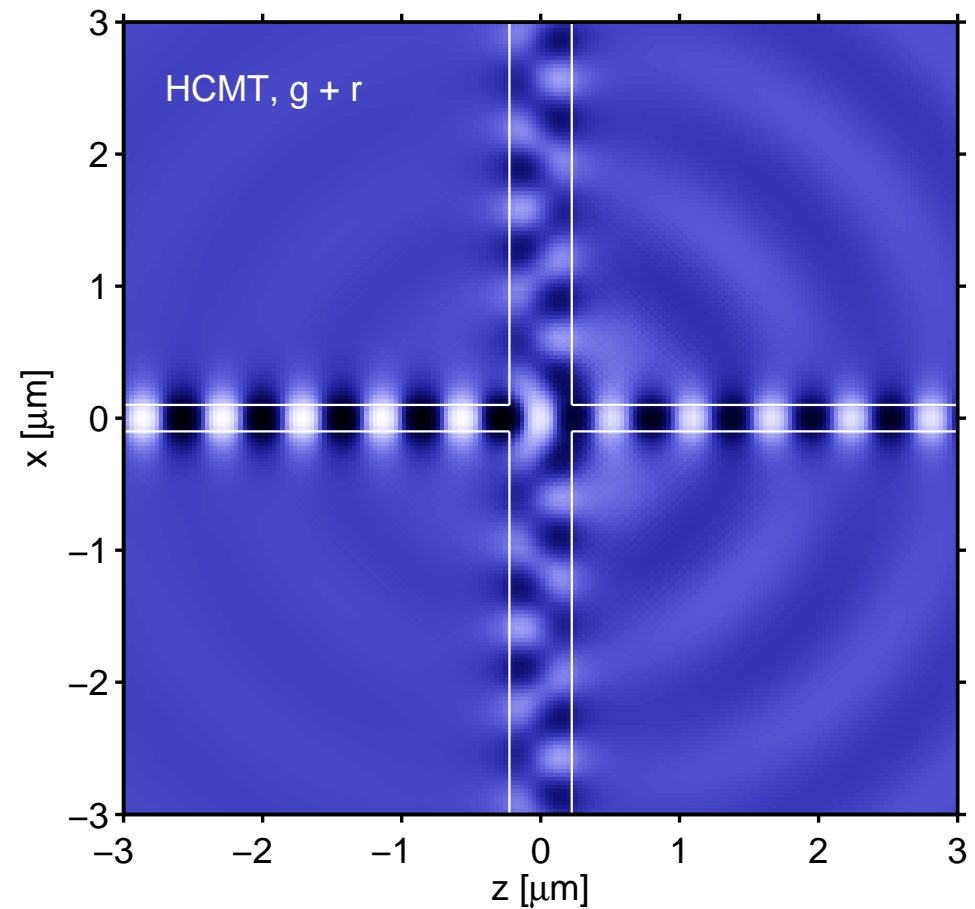
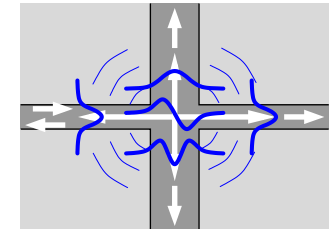


Waveguide crossing, fields (II)

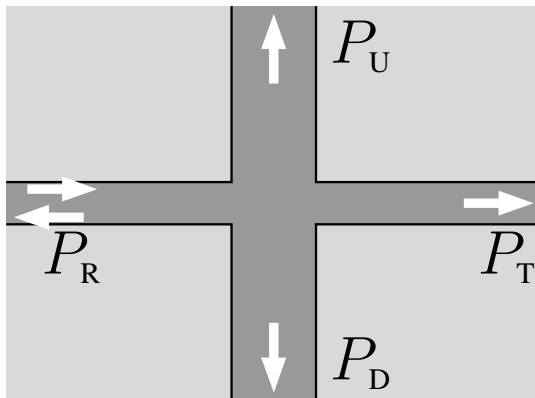
$v = 0.45 \mu\text{m}$:



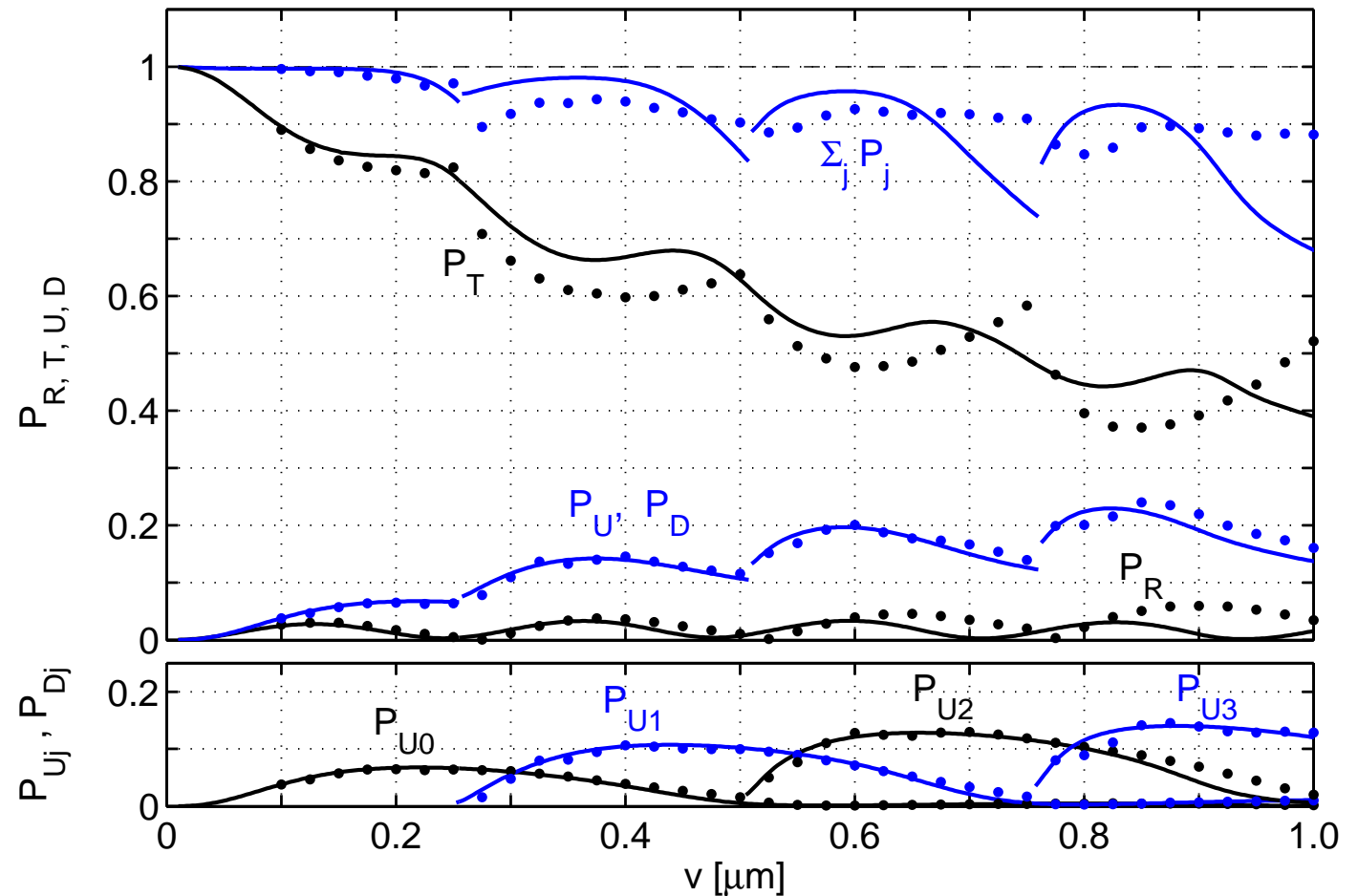
HCMT basis fields:
guided modes
+ 4 Gaussian beams,
outgoing along the diagonals.



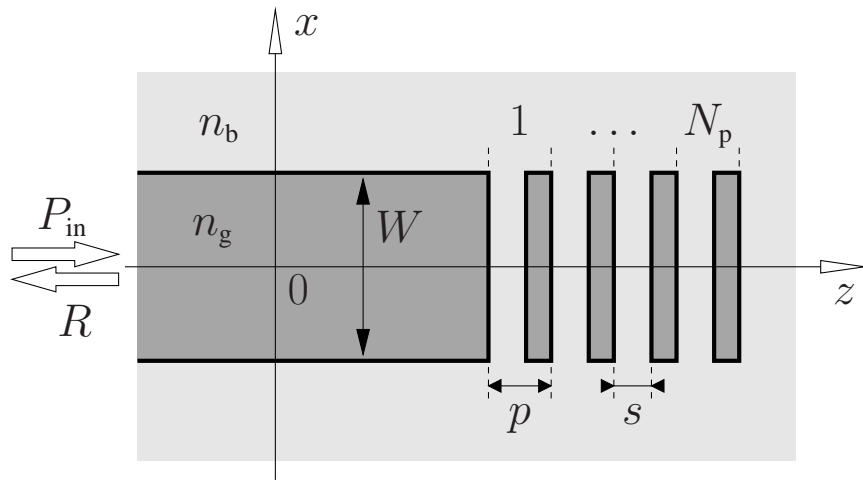
Waveguide crossing, power transfer (II)



- QUEP, reference
- • • • HCMT, incl. templates for radiated fields

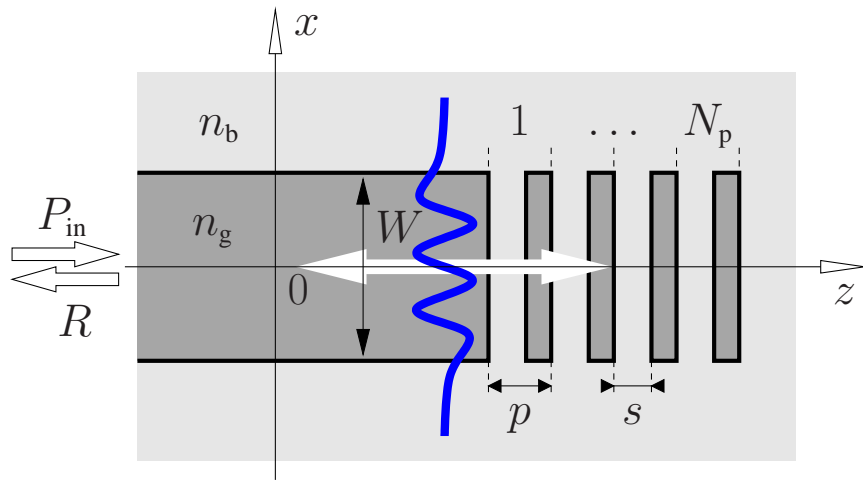


Waveguide Bragg reflector



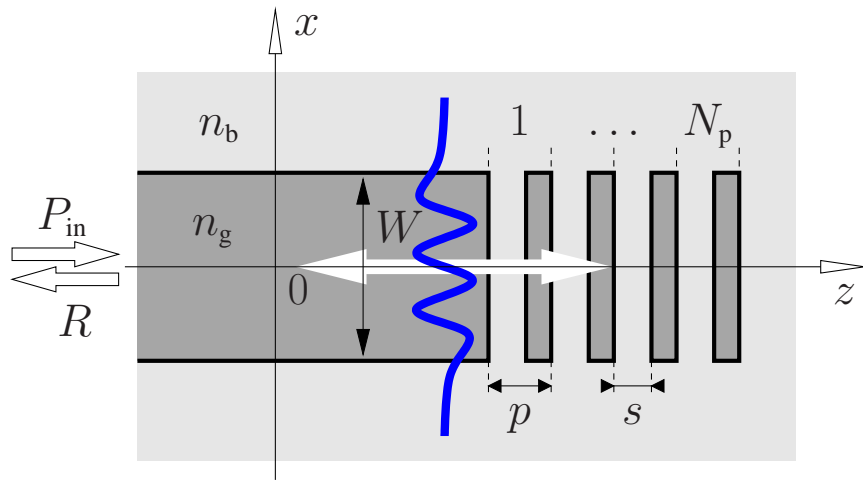
TE, $n_g = 1.6$, $n_b = 1.45$,
 $p = 1.538 \mu\text{m}$, $s = 0.281 \mu\text{m}$,
 $N_p = 40$, $W = 9.955 \mu\text{m}$.

Waveguide Bragg reflector

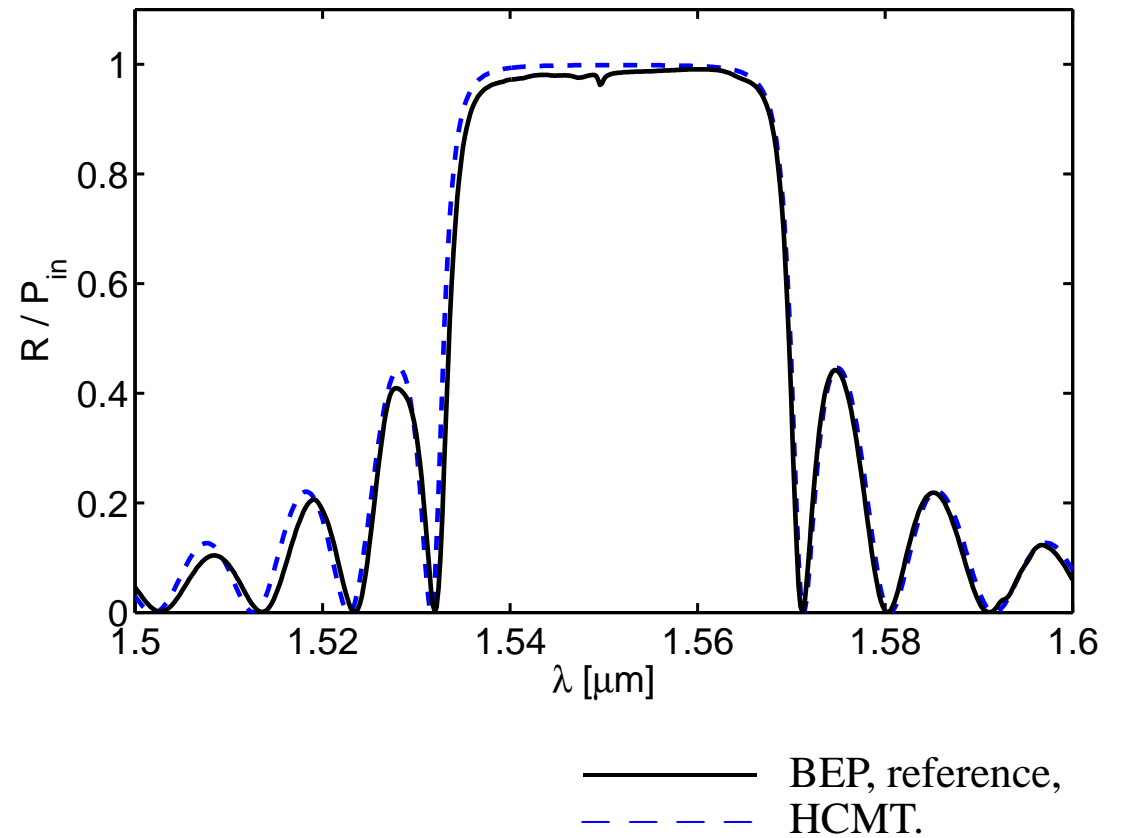


TE, $n_g = 1.6$, $n_b = 1.45$,
 $p = 1.538 \mu\text{m}$, $s = 0.281 \mu\text{m}$,
 $N_p = 40$, $W = 9.955 \mu\text{m}$.

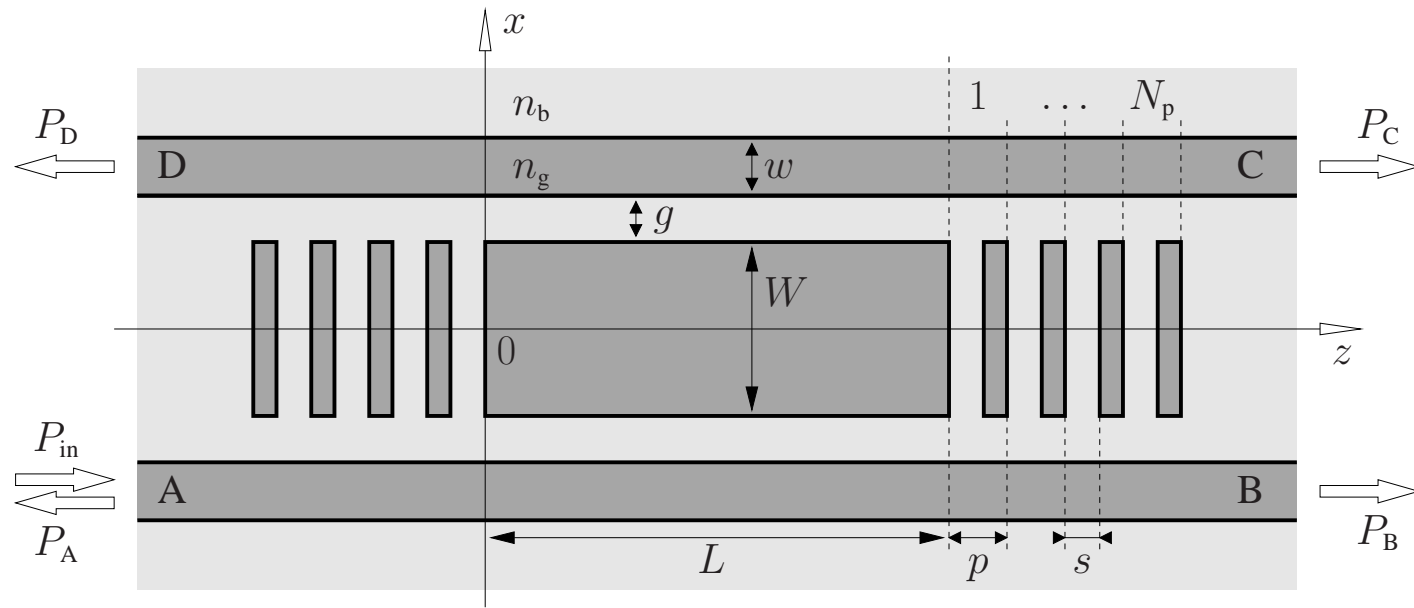
Waveguide Bragg reflector



TE, $n_g = 1.6$, $n_b = 1.45$,
 $p = 1.538 \mu\text{m}$, $s = 0.281 \mu\text{m}$,
 $N_p = 40$, $W = 9.955 \mu\text{m}$.

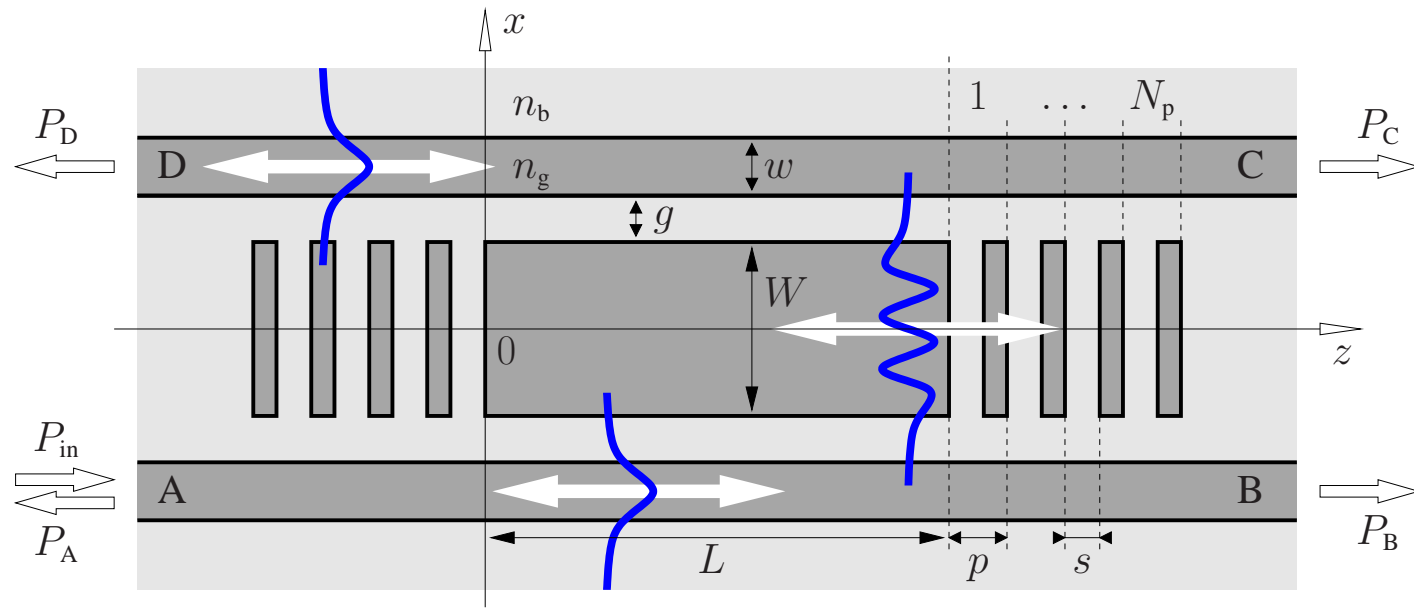


Grating-assisted rectangular resonator



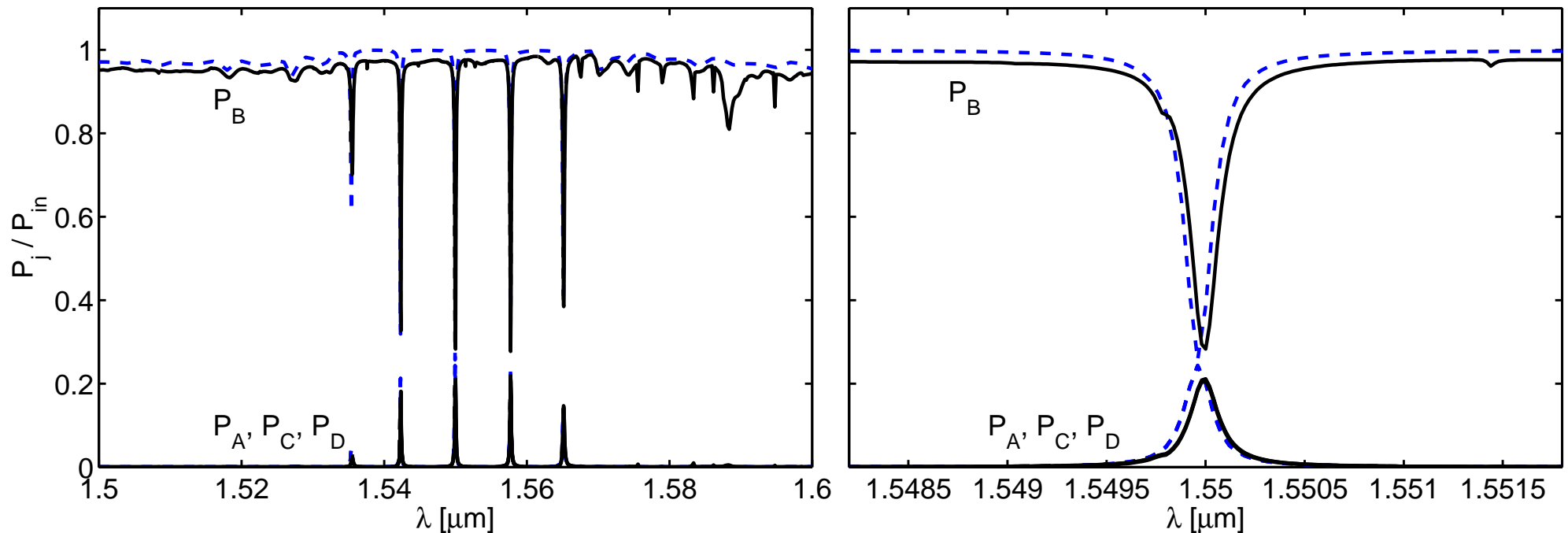
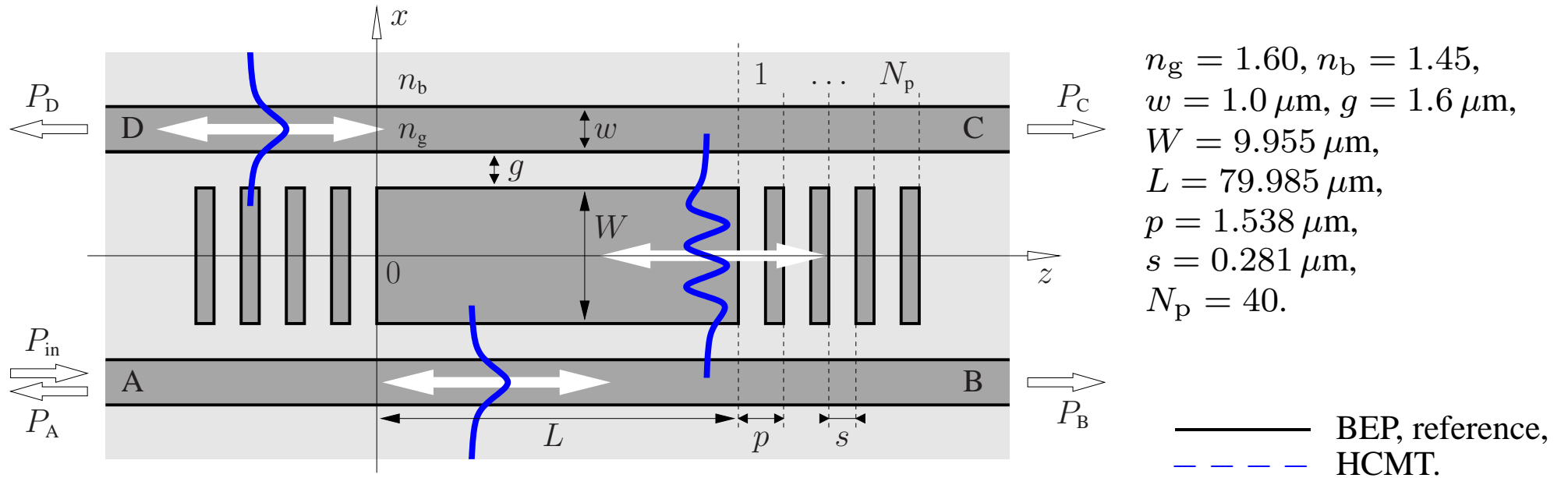
$$\begin{aligned}
 n_g &= 1.60, n_b = 1.45, \\
 w &= 1.0 \mu\text{m}, g = 1.6 \mu\text{m}, \\
 W &= 9.955 \mu\text{m}, \\
 L &= 79.985 \mu\text{m}, \\
 p &= 1.538 \mu\text{m}, \\
 s &= 0.281 \mu\text{m}, \\
 N_p &= 40.
 \end{aligned}$$

Grating-assisted rectangular resonator

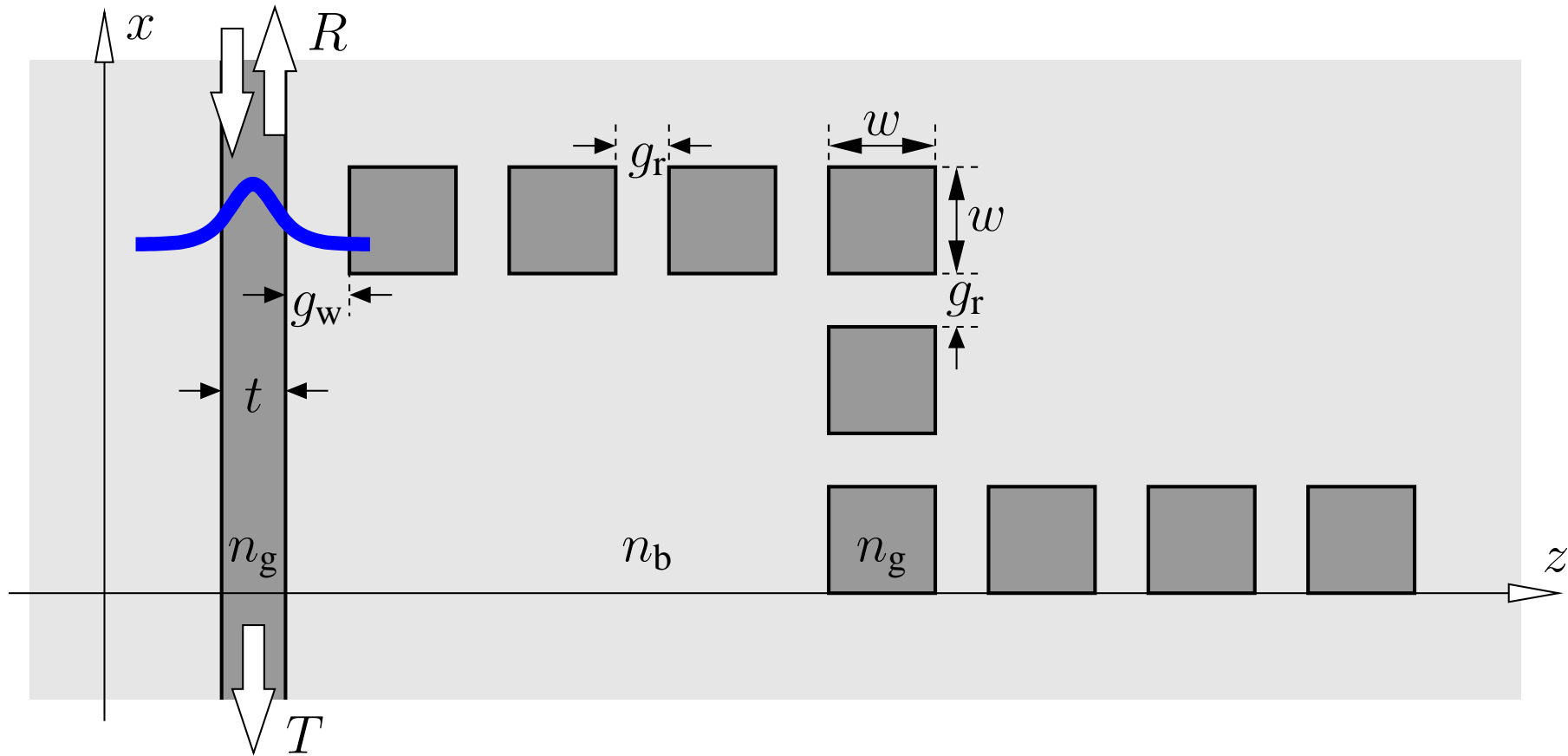


$$\begin{aligned}
 n_g &= 1.60, n_b = 1.45, \\
 w &= 1.0 \mu\text{m}, g = 1.6 \mu\text{m}, \\
 W &= 9.955 \mu\text{m}, \\
 L &= 79.985 \mu\text{m}, \\
 p &= 1.538 \mu\text{m}, \\
 s &= 0.281 \mu\text{m}, \\
 N_p &= 40.
 \end{aligned}$$

Grating-assisted rectangular resonator

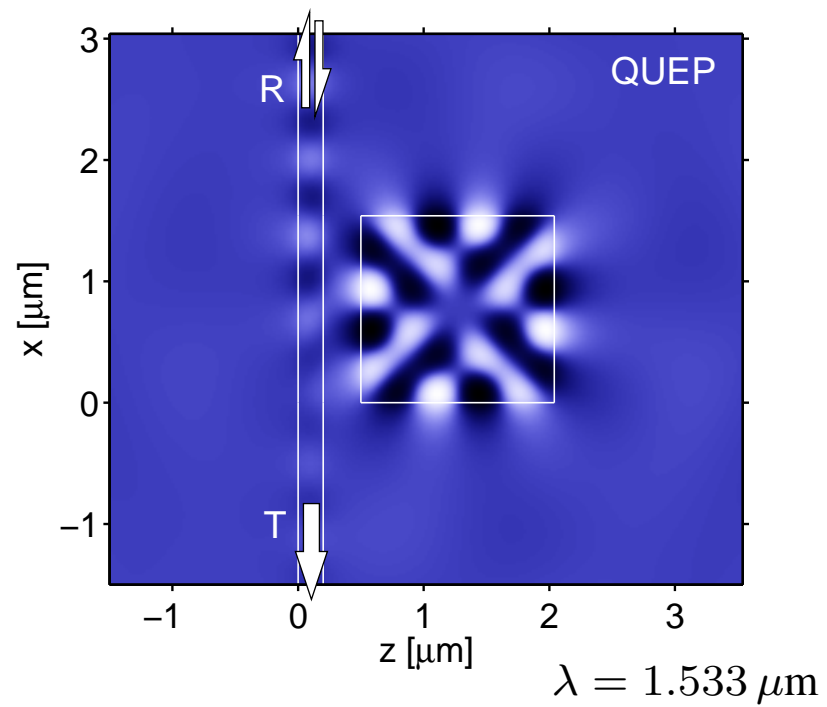
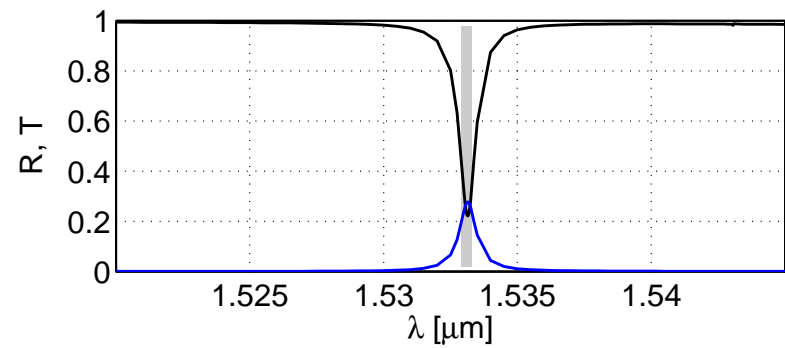


Chains of square microcavities

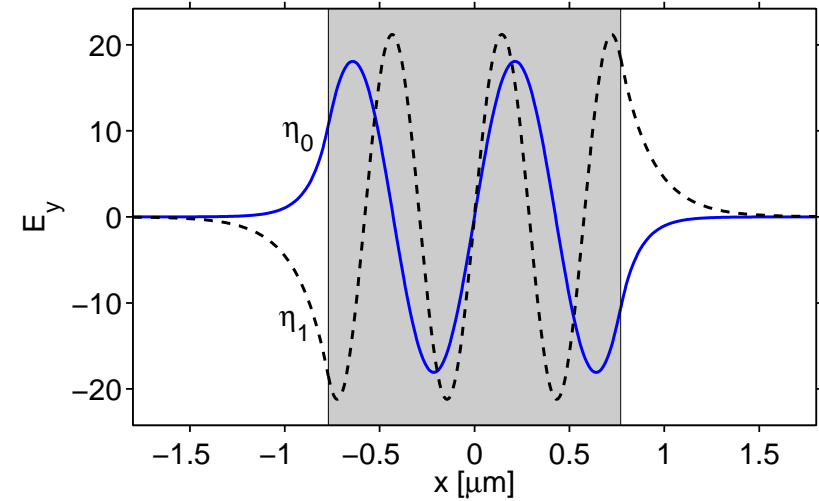
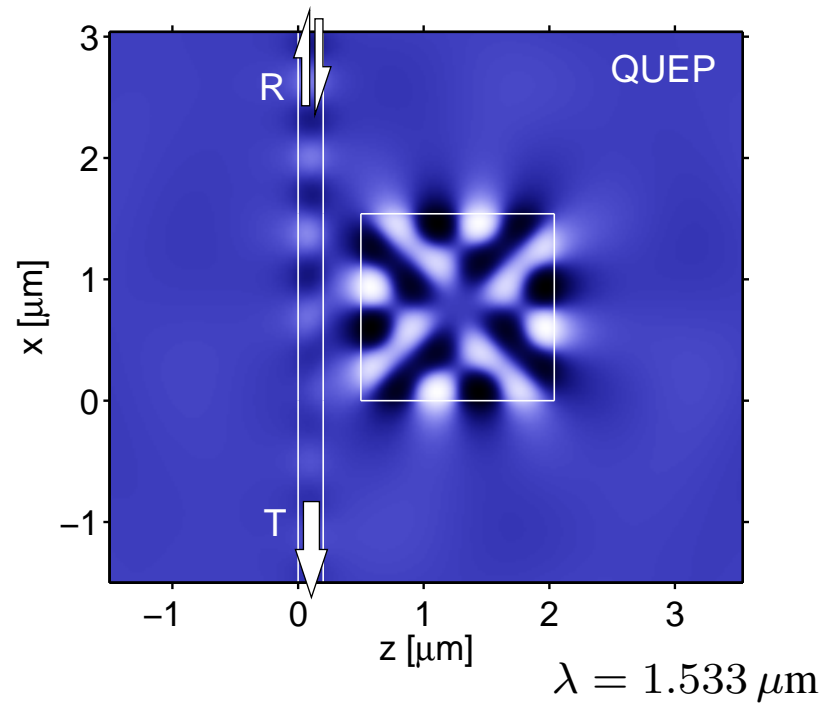
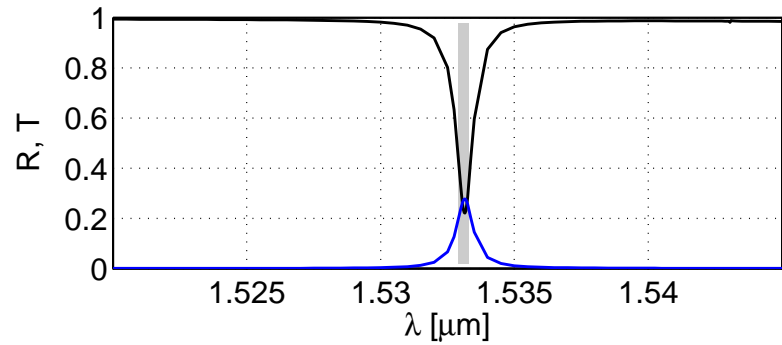


TE, $n_b = 1.0$, $n_g = 3.2$, $w = 1.54 \mu\text{m}$, $g_r = 0.39 \mu\text{m}$, $g_w = 0.3 \mu\text{m}$, $t = 0.2 \mu\text{m}$; $\lambda_0 = 1.532 \mu\text{m}$.

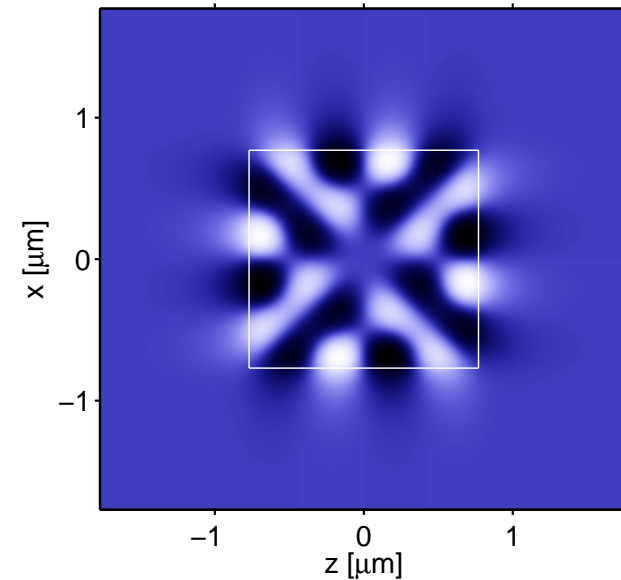
A single resonator



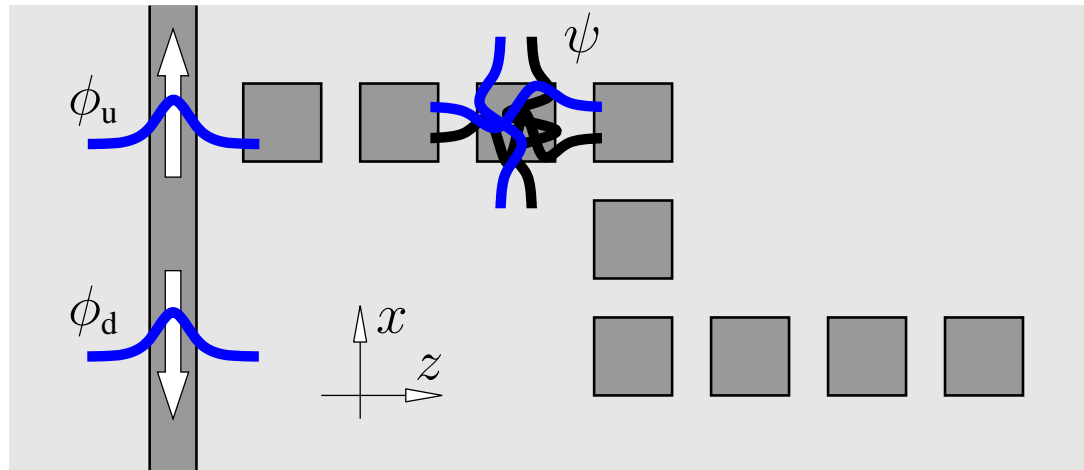
A single resonator



$$\psi(x, z) = \eta_0(x) \eta_1(z) - \eta_1(x) \eta_0(z)$$



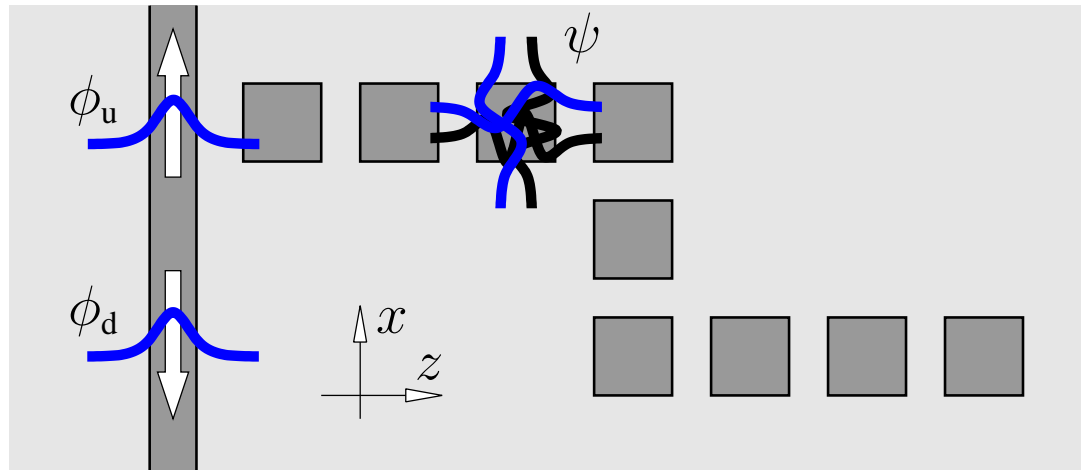
Resonator chain, HCMT model



$$\begin{pmatrix} E \\ H \end{pmatrix}(x, z) = u(x) \phi_u(x, z) + d(x) \phi_d(x, z) + \sum_{j=0}^8 r_j \psi_j(x, z)$$

$r_0 - r_8, u, d$: ?

Resonator chain, HCMT model



$$\begin{pmatrix} E \\ H \end{pmatrix}(x, z) = u(x) \phi_u(x, z) + d(x) \phi_d(x, z) + \sum_{j=0}^8 r_j \psi_j(x, z)$$

$r_0 - r_8, u, d$: ?

↪ 1-D FEM discretization $u \rightarrow \{u_l\}$ and $d \rightarrow \{d_l\}$:


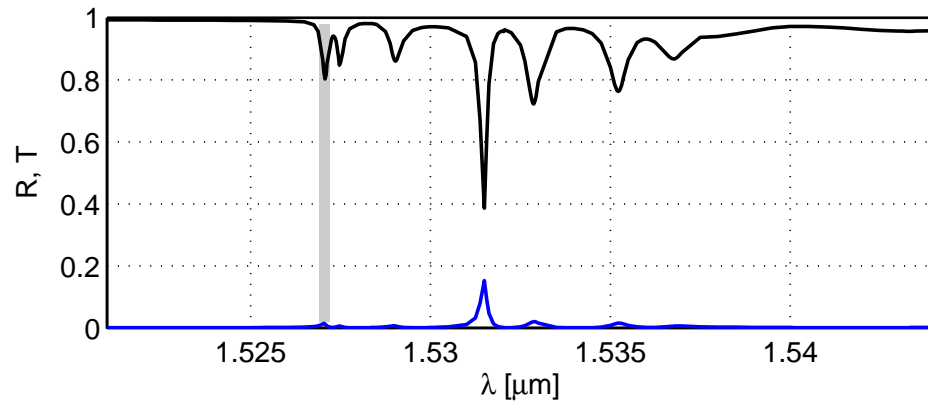
$$\begin{pmatrix} E \\ H \end{pmatrix}(x, z) = \sum_k a_k \chi_k(x, z),$$

$a_k \in \{u_l, d_l, r_j\}$, a_k : ?


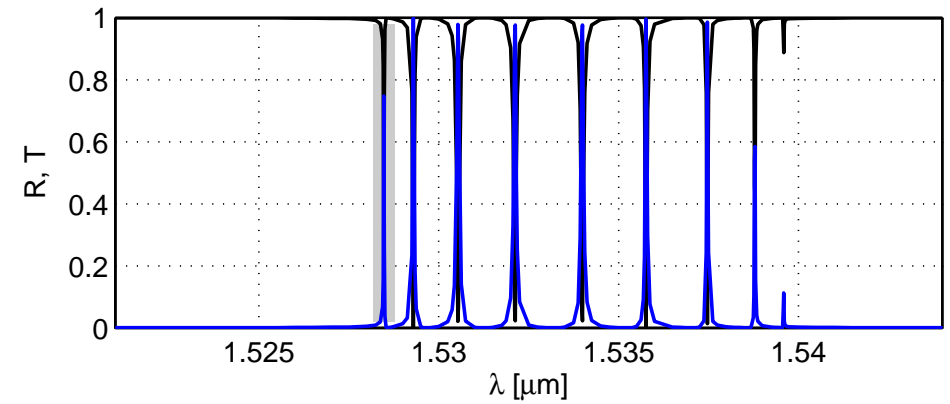
↪ HCMT procedure as before.

Resonator chain, spectral results

QUEP (reference)


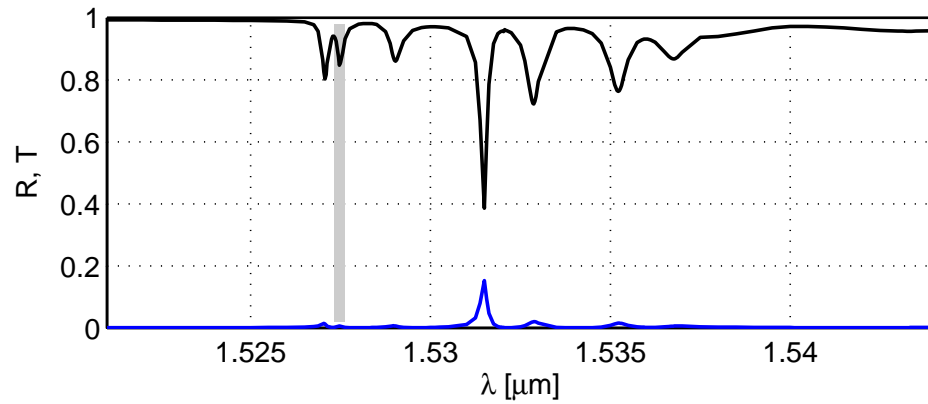


HCMT


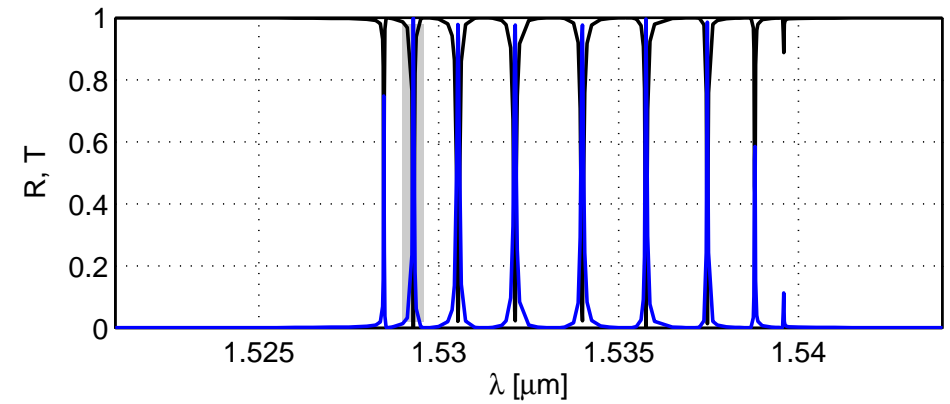


Resonator chain, spectral results

QUEP (reference)


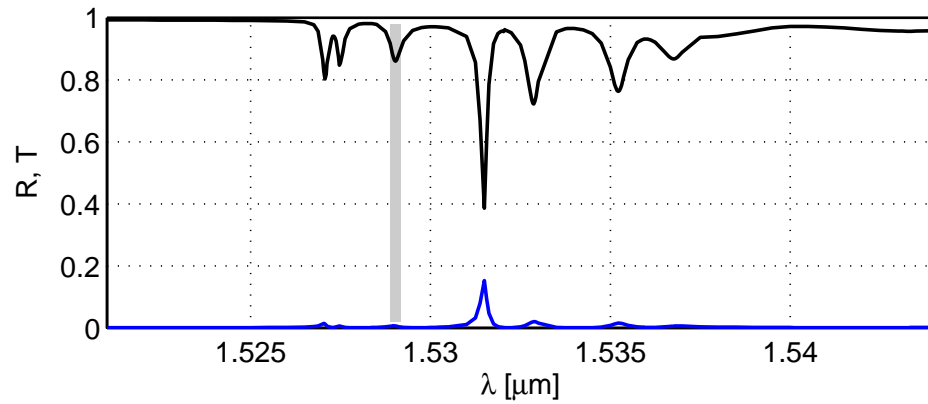


HCMT

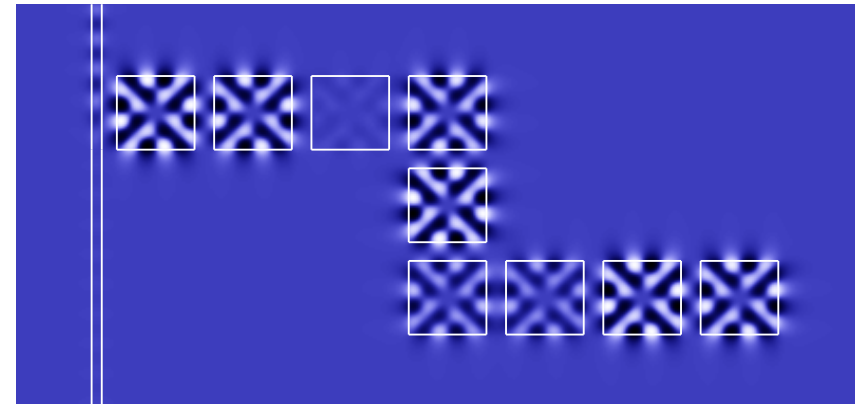
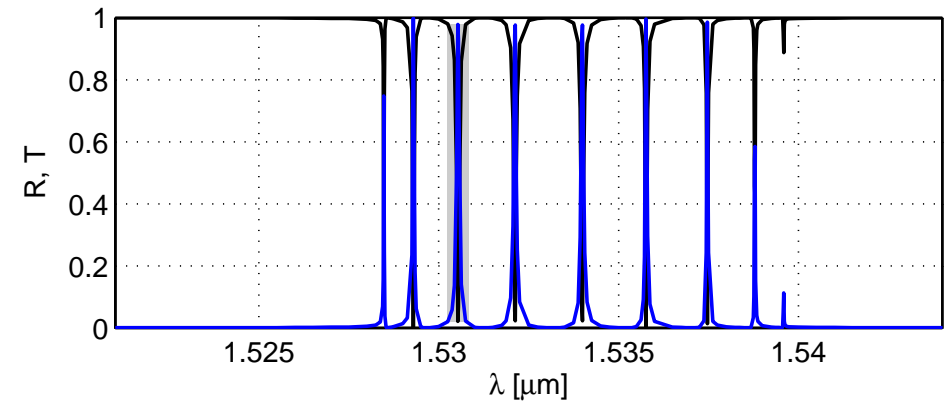


Resonator chain, spectral results

QUEP (reference)

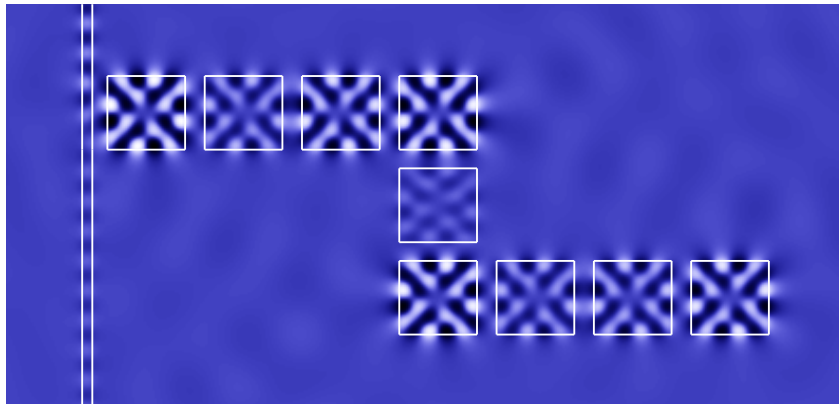
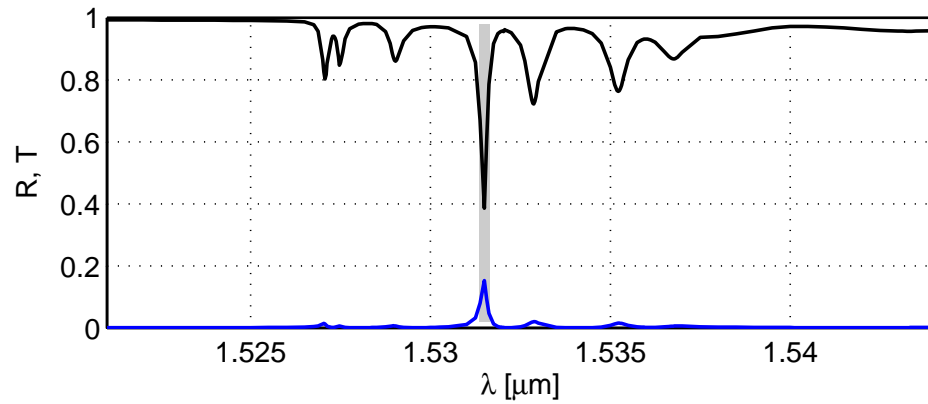


HCMT

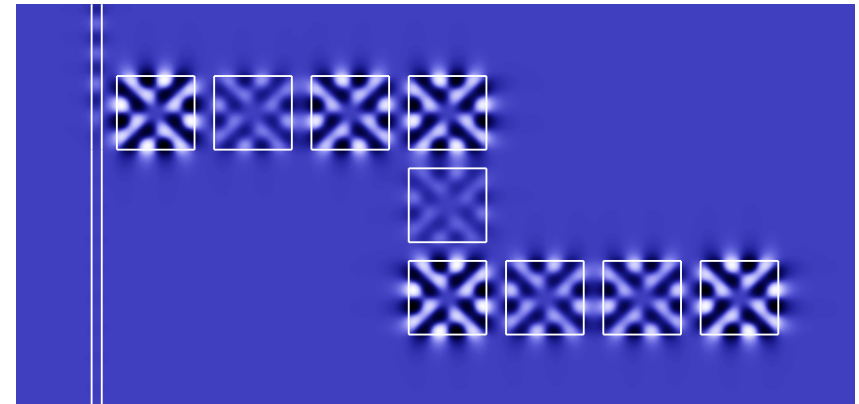
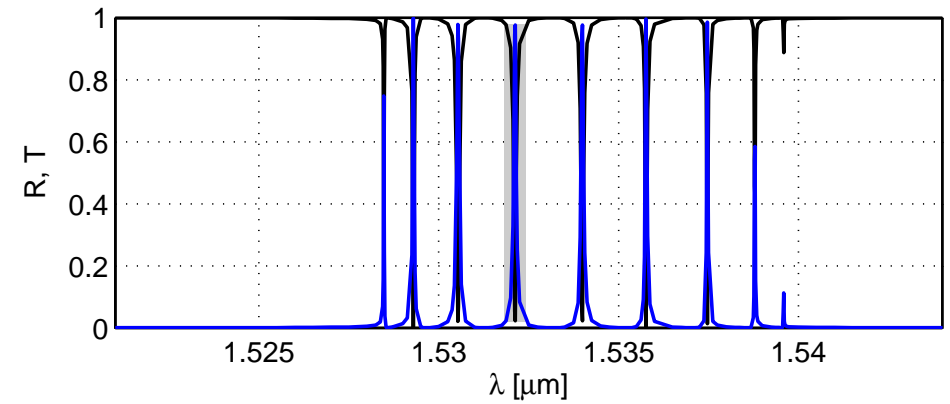


Resonator chain, spectral results

QUEP (reference)

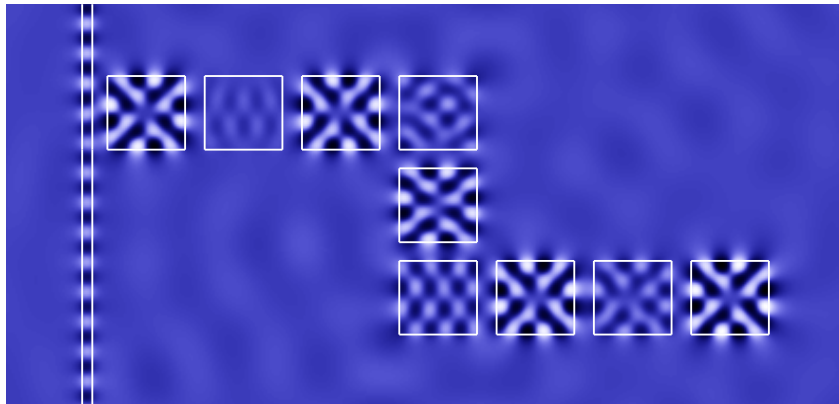
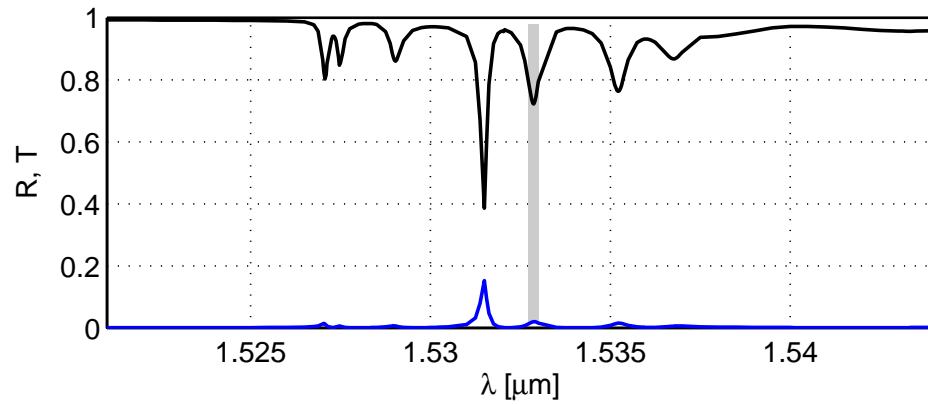


HCMT

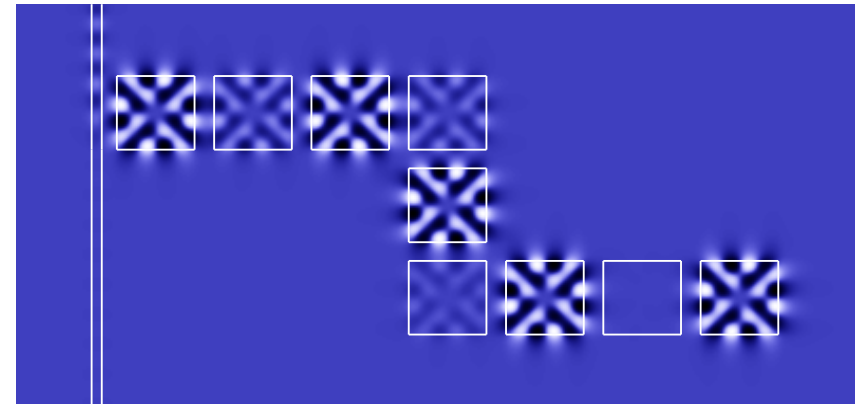
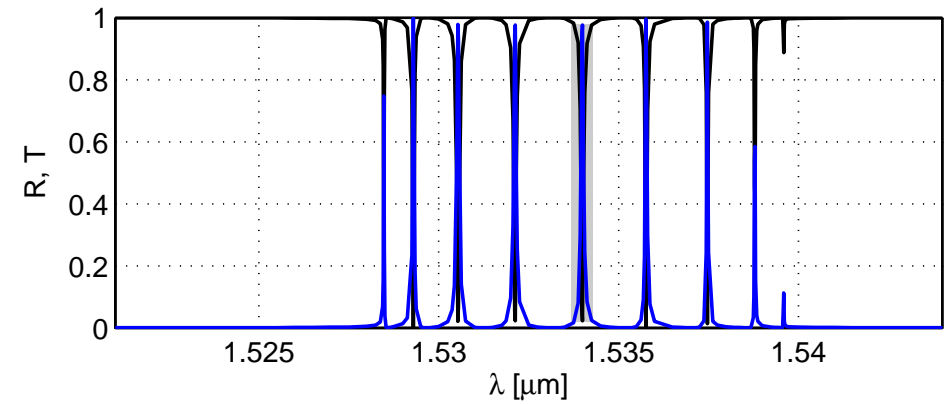


Resonator chain, spectral results

QUEP (reference)

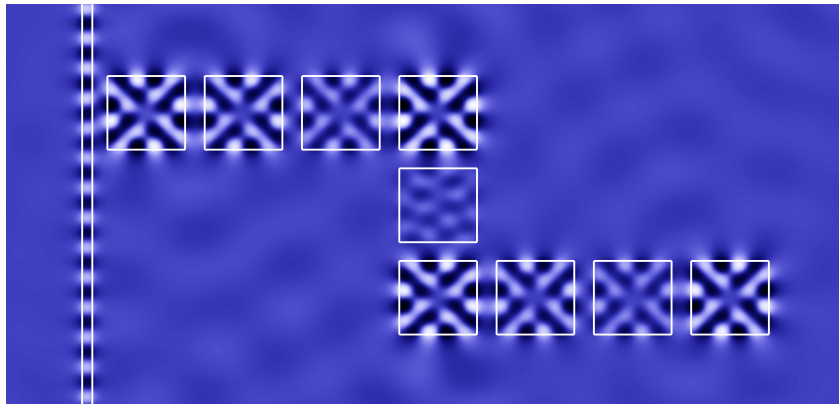
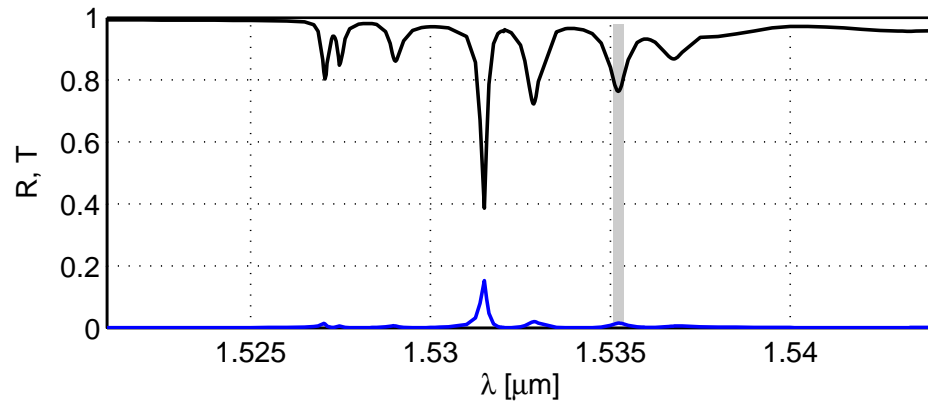


HCMT

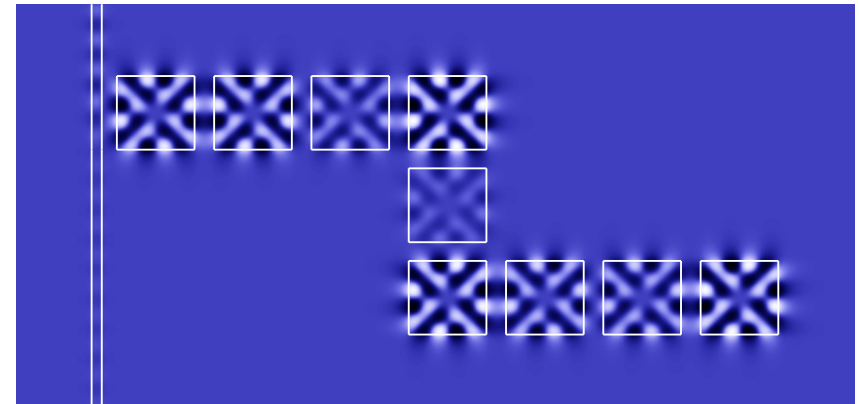
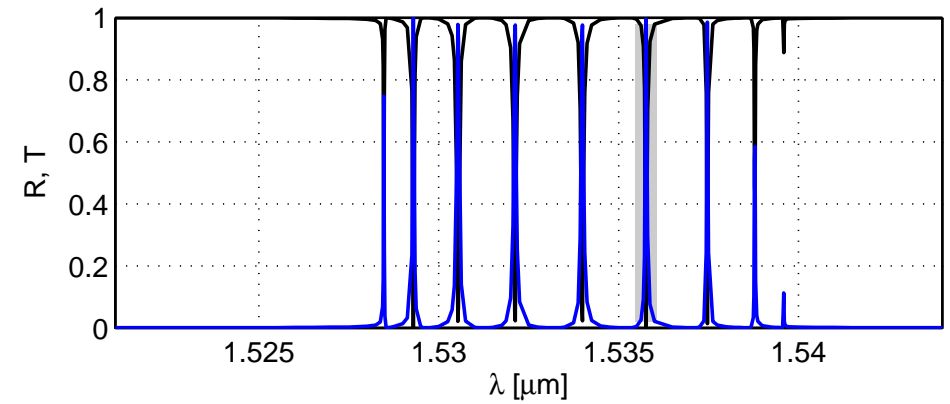


Resonator chain, spectral results

QUEP (reference)

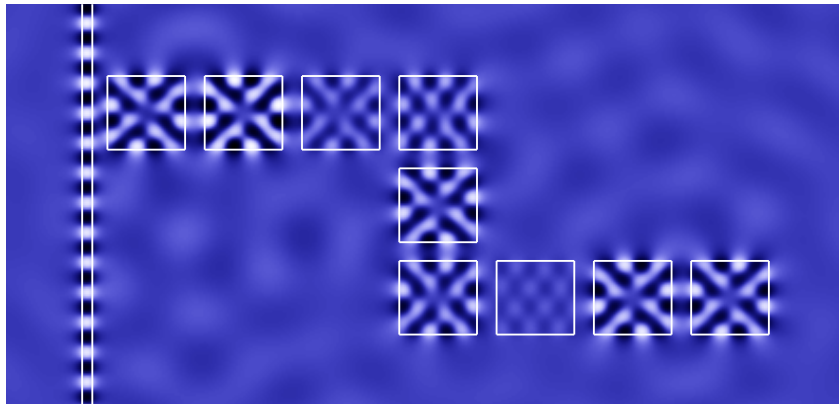
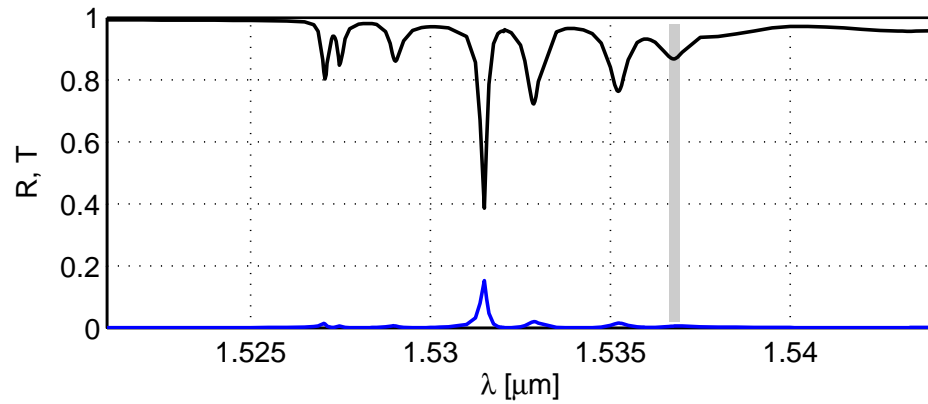


HCMT


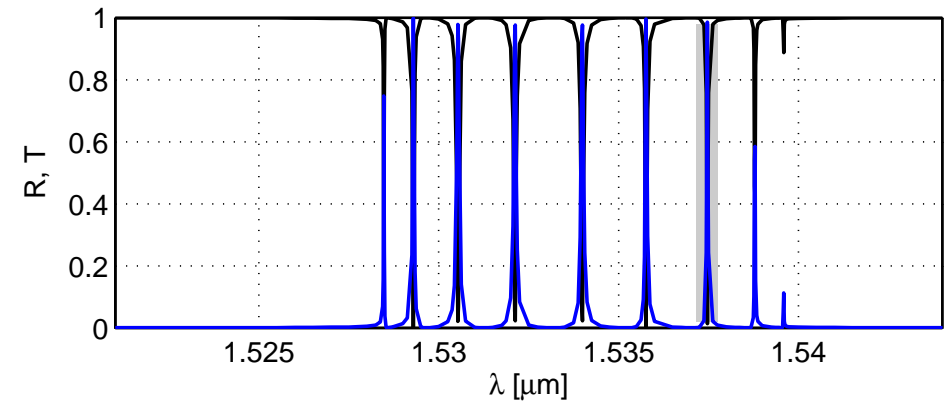


Resonator chain, spectral results

QUEP (reference)

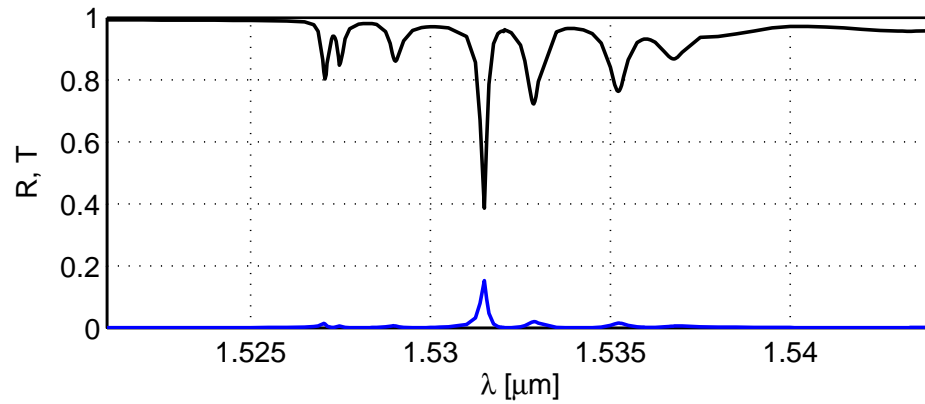


HCMT

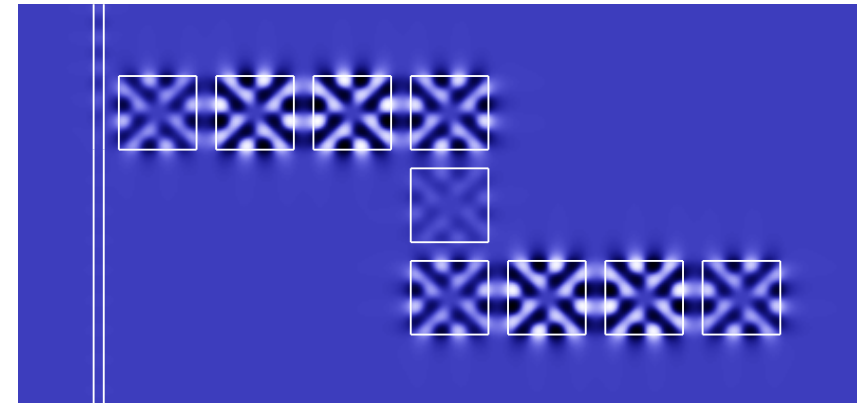
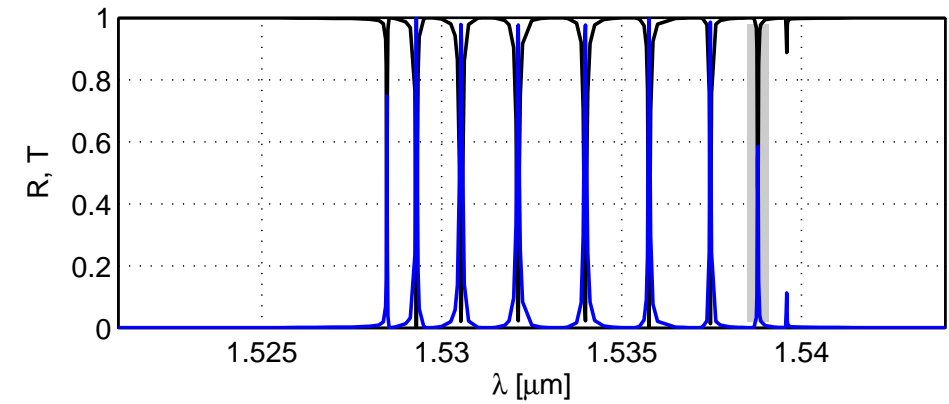


Resonator chain, spectral results

QUEP (reference)

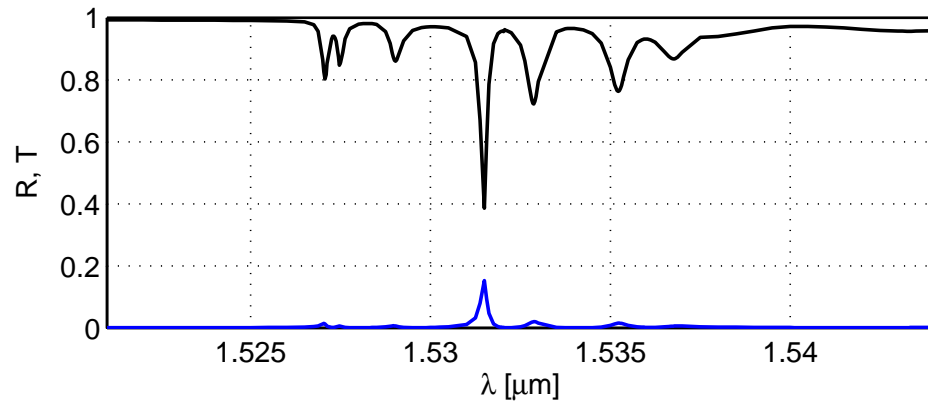


HCMT


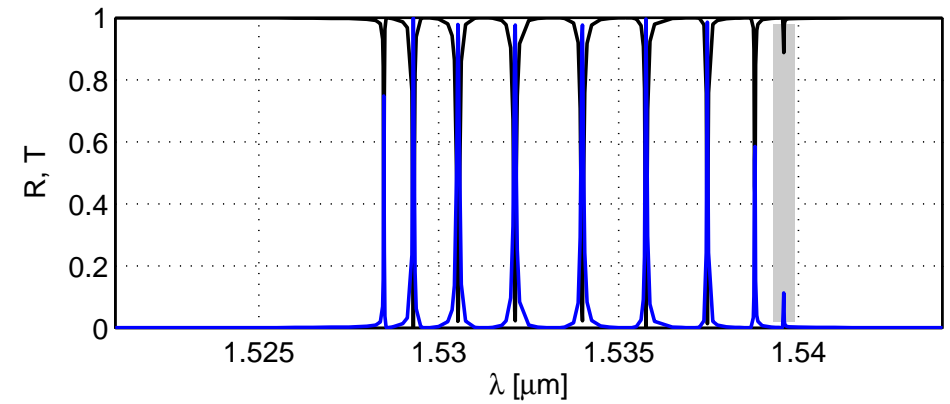


Resonator chain, spectral results

QUEP (reference)



HCMT



Hybrid analytical / numerical coupled mode modeling

HCMT:

- a quantitative, quite general CMT variant, alternatively
- a numerical (FEM) approach with highly specialized base functions,
- extension to 3-D (?): numerical basis fields, still moderate effort,
- reasonably versatile:

