


Guided wave interaction in photonic integrated circuits



MESA+
INSTITUTE FOR NANOTECHNOLOGY

**UNIVERSITY
OF TWENTE.**

Manfred Hammer*

Integrated Optical MicroSystems
MESA⁺ Institute for Nanotechnology
University of Twente, The Netherlands

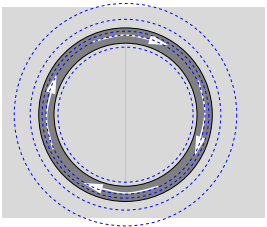
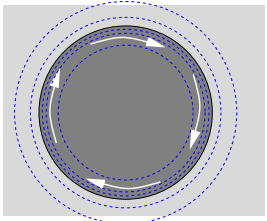
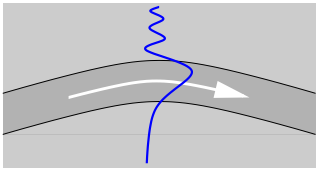
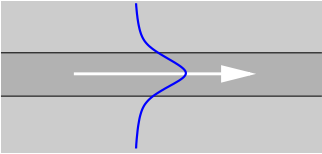
*Group Seminar Theoretical Photonics / Electrical Engineering, University of Paderborn, Germany
October 31, 2013*

* (temporary) FG TET, University of Paderborn
Phone: +49(0)5251/60-3560


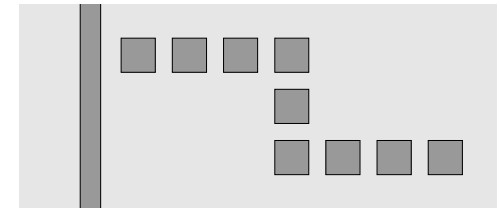
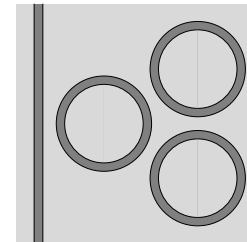
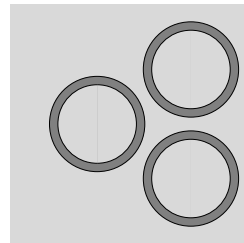
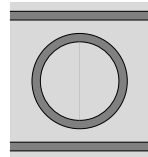
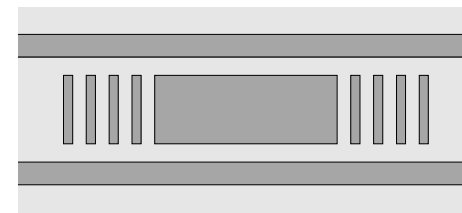
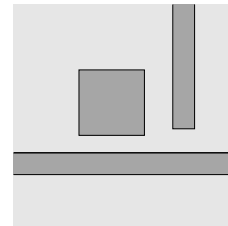
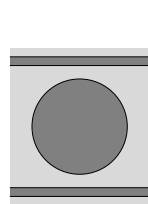
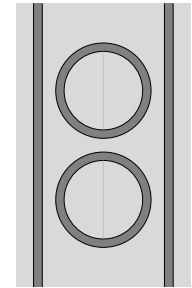
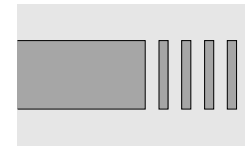

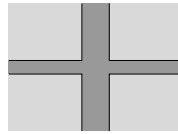
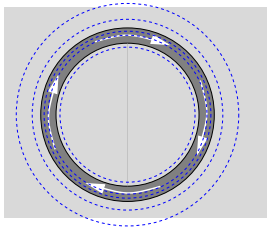
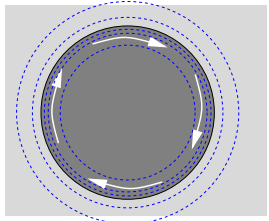
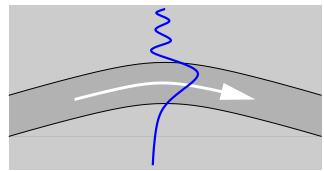
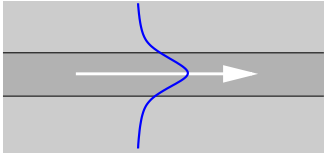
Fax: +49(0)5251/60-3524

Warburger Str. 100, 33098 Paderborn, Germany
E-mail: m.hammer@utwente.nl

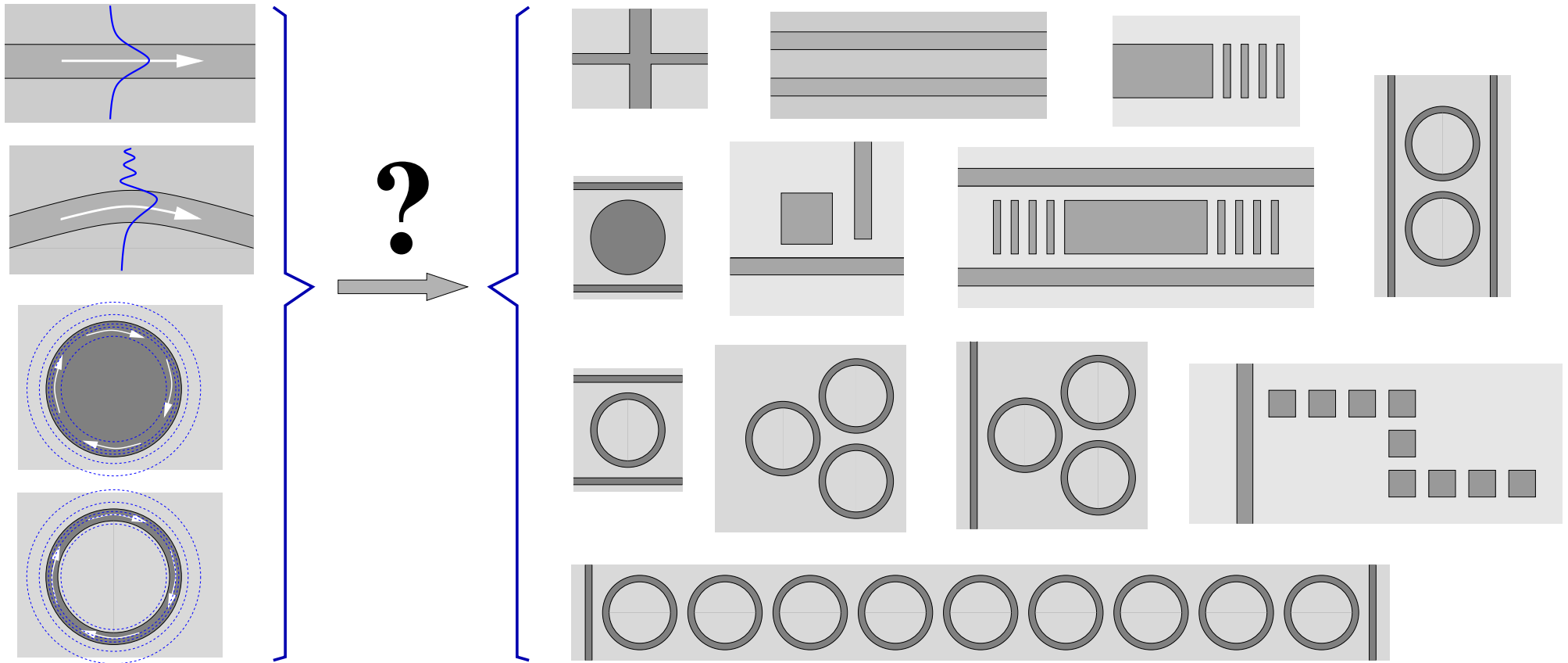
Guided wave interaction in photonic integrated circuits



Guided wave interaction in photonic integrated circuits



Guided wave interaction in photonic integrated circuits



Outline

- Simulations in guided wave optics
 - Macroscopic Maxwell equations
 - Straight dielectric waveguides
 - Waveguide bends
 - Whispering gallery resonances
- Hybrid analytical / numerical coupled-mode modeling
 - Field ansatz
 - Amplitude discretization, 1-D FEM
 - Solution
- Examples
 - Coupled straight waveguides
 - Channel crossing
 - Corrugated waveguides
 - Ring resonators
 - Excitation of whispering gallery resonances

Macroscopic Maxwell equations

... for the optical electric and magnetic fields \mathbf{E}, \mathbf{H} (SI)

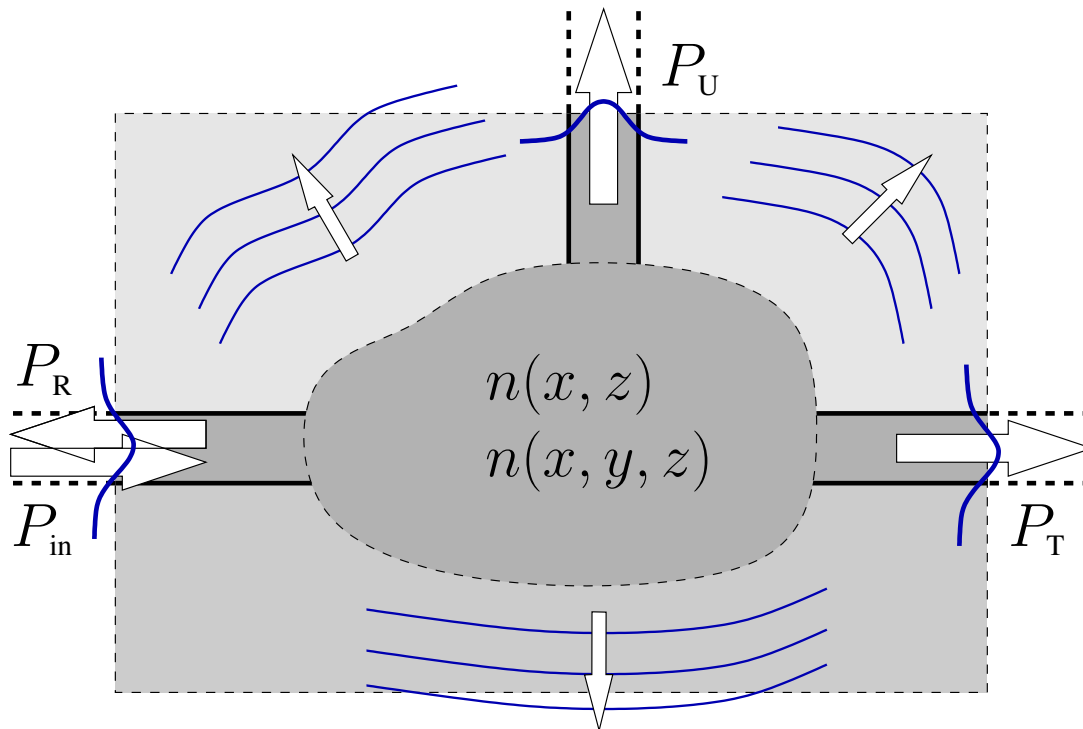
- frequency domain, $\sim \exp(i\omega t)$,
- no free currents and charges, no sources, homogeneous equations,
- typical media:
 - nonmagnetic at optical frequencies,
 - linear, isotropic, lossless (transparent) dielectrics

↪ relative permittivity $\hat{\epsilon} = \epsilon 1, \quad \epsilon = n^2,$
refractive index $n(x, y, z; \omega) \in \mathbb{R}.$

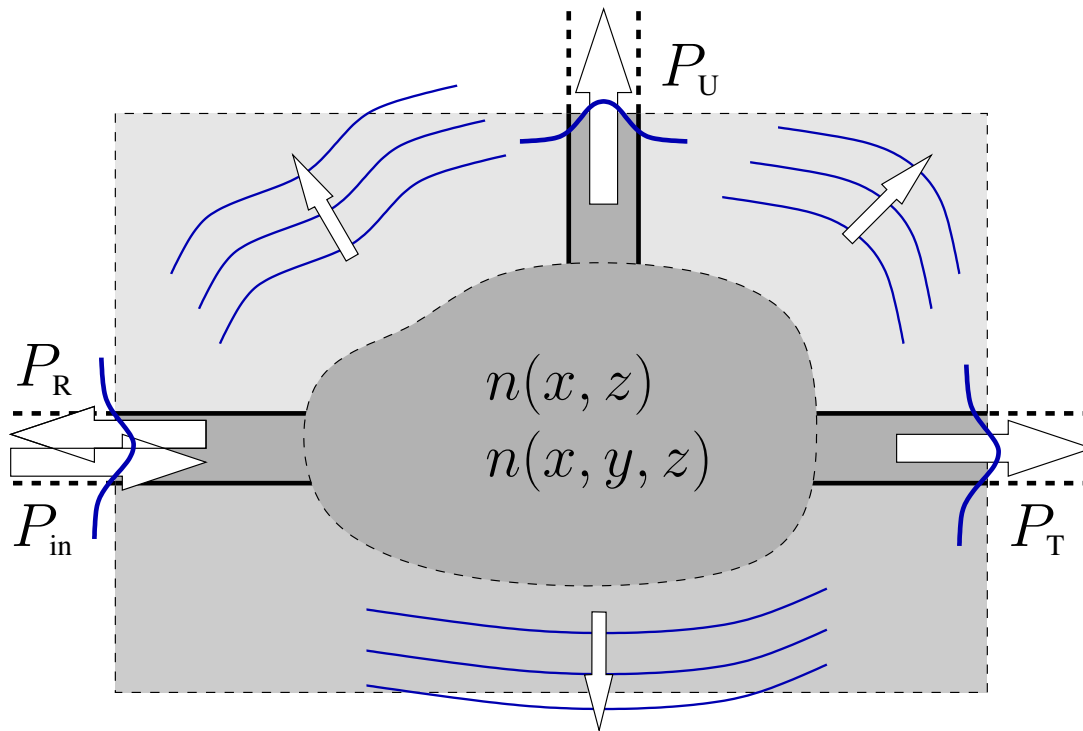
$$\text{curl } \mathbf{E} = -i\omega\mu_0\mathbf{H}, \quad \text{curl } \mathbf{H} = i\omega\epsilon_0\hat{\epsilon}\mathbf{E},$$

given excitation frequency $\omega = kc = 2\pi c/\lambda$, scans over ω \rightsquigarrow spectral data.

Abstract scattering problem



Abstract scattering problem

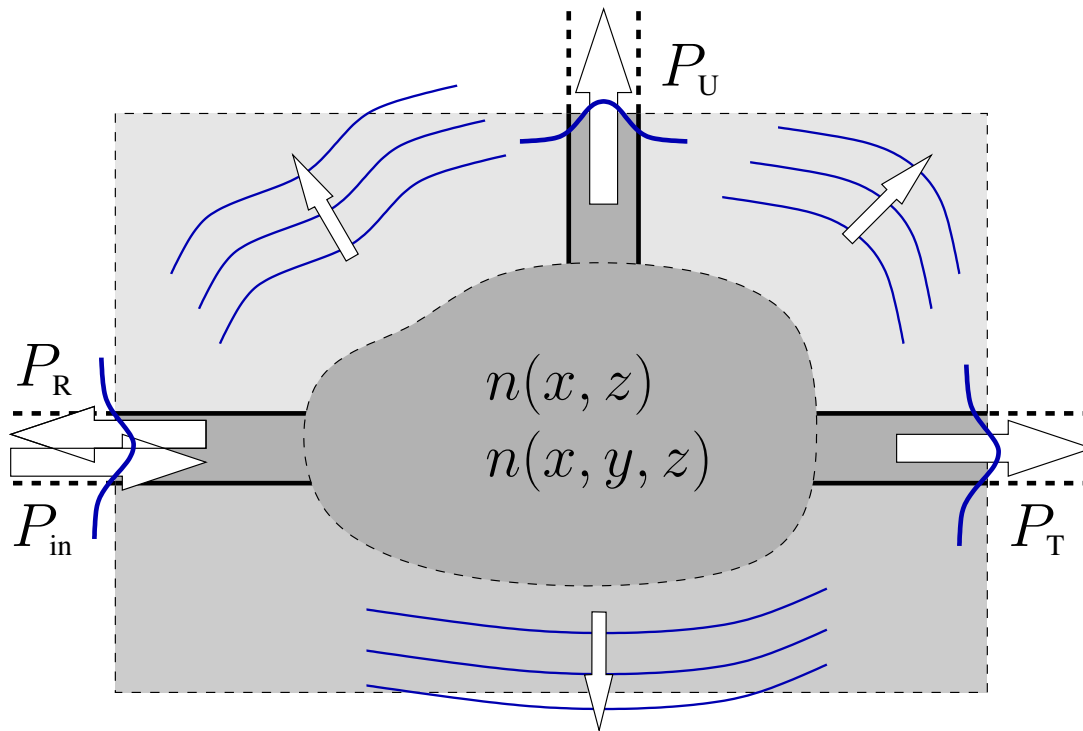


Typical parameters:

- vacuum wavelength $\lambda \in [400, 700] \text{ nm}$ (visible light), $\lambda \approx 1.3 \mu\text{m}, 1.55 \mu\text{m}$ (optical fibers, attenuation min.),
- refractive indices $n \in [1, 3.4]$.

- Interesting domain: $(10 \lambda - 100 \lambda)^d$, $d = 2, 3$ (2-D, 3-D).
- Details: $\approx \lambda/10$, $\approx \lambda/100$.
- Influx and outflux: guided & nonguided waves \longleftrightarrow boundary conditions.

Abstract scattering problem



Typical parameters:

- vacuum wavelength $\lambda \in [400, 700] \text{ nm}$ (visible light), $\lambda \approx 1.3 \mu\text{m}, 1.55 \mu\text{m}$ (optical fibers, attenuation min.),
- refractive indices $n \in [1, 3.4]$.
- Interesting domain: $(10 \lambda - 100 \lambda)^d$, $d = 2, 3$ (2-D, 3-D).
- Details: $\approx \lambda/10$, $\approx \lambda/100$.
- Influx and outflux: guided & nonguided waves \longleftrightarrow boundary conditions.
- Emphasis: device concepts, design.

2-D problems

$$\partial_y \epsilon = 0, \quad \epsilon(x, z) = n^2(x, z),$$

$$\partial_y \mathbf{E} = 0, \quad \partial_y \mathbf{H} = 0;$$

equations split into two subsets:

TE, E_y , H_x , and H_z , principal component E_y :

$$i\omega\mu_0 H_x = \partial_z E_y, \quad i\omega\mu_0 H_z = -\partial_x E_y, \quad i\omega\epsilon_0 \epsilon E_y = \partial_z H_x - \partial_x H_z,$$

or

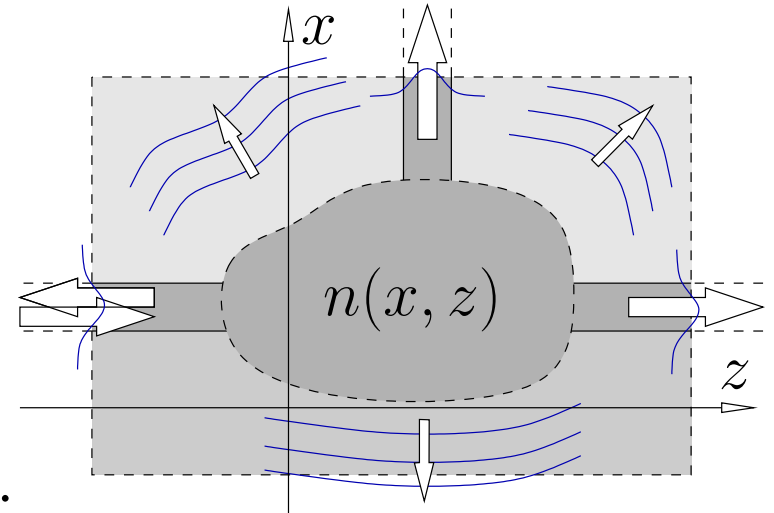
$$\partial_x^2 E_y + \partial_z^2 E_y + k^2 \epsilon E_y = 0.$$

TM, H_y , E_x , and E_z , principal component H_y :

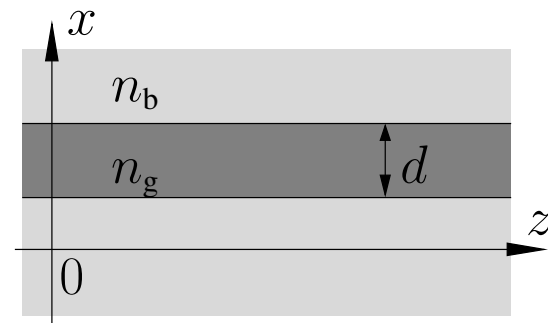
$$i\omega\epsilon_0 \epsilon E_x = -\partial_z H_y, \quad i\omega\epsilon_0 \epsilon E_z = \partial_x H_y, \quad -i\omega\mu_0 H_y = \partial_z E_x - \partial_x E_z,$$

or

$$\partial_x \frac{1}{\epsilon} \partial_x H_y + \partial_z \frac{1}{\epsilon} \partial_z H_y + k^2 H_y = 0.$$



Straight dielectric waveguides



$$n_g > n_b$$

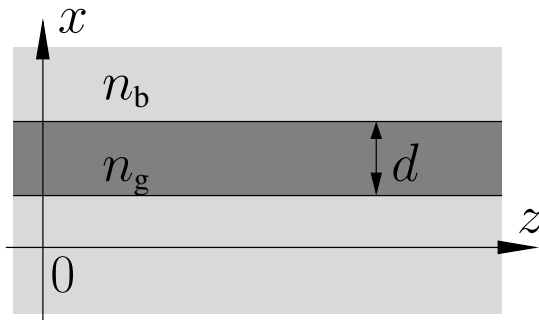
$$\partial_z n = 0,$$

$$\omega = kc = 2\pi c/\lambda \text{ given,}$$

$$E_y(x, z) = \tilde{E}_y(x) e^{-i\beta z},$$

$$(\partial_x^2 + k^2 n^2(x)) \tilde{E}_y = \beta^2 \tilde{E}_y \quad \rightsquigarrow \quad \{\beta, \tilde{E}_y\}.$$

Straight dielectric waveguides



$$n_g > n_b$$

$$\partial_z n = 0,$$

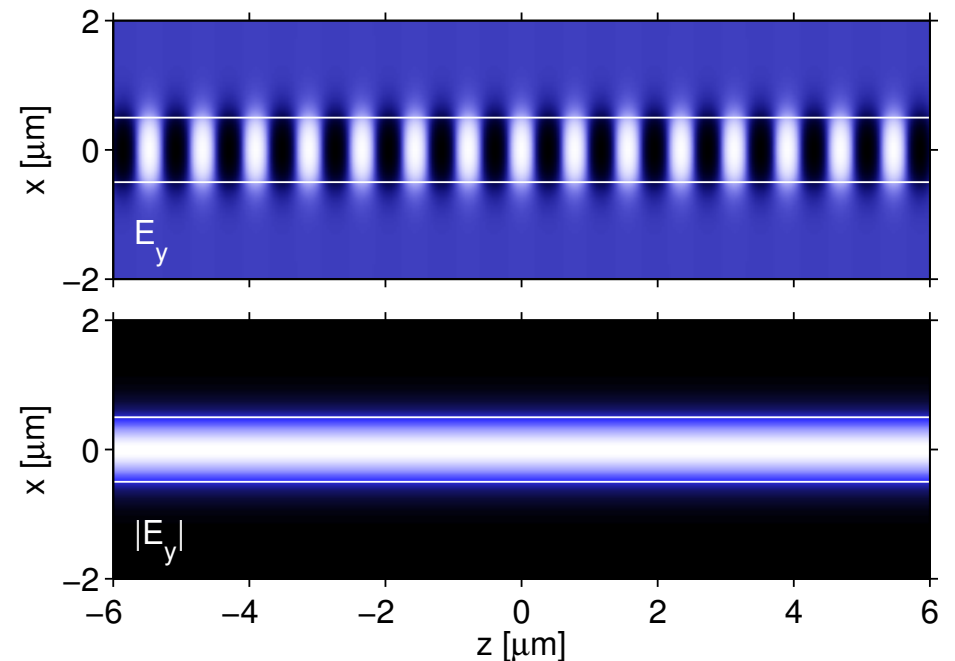
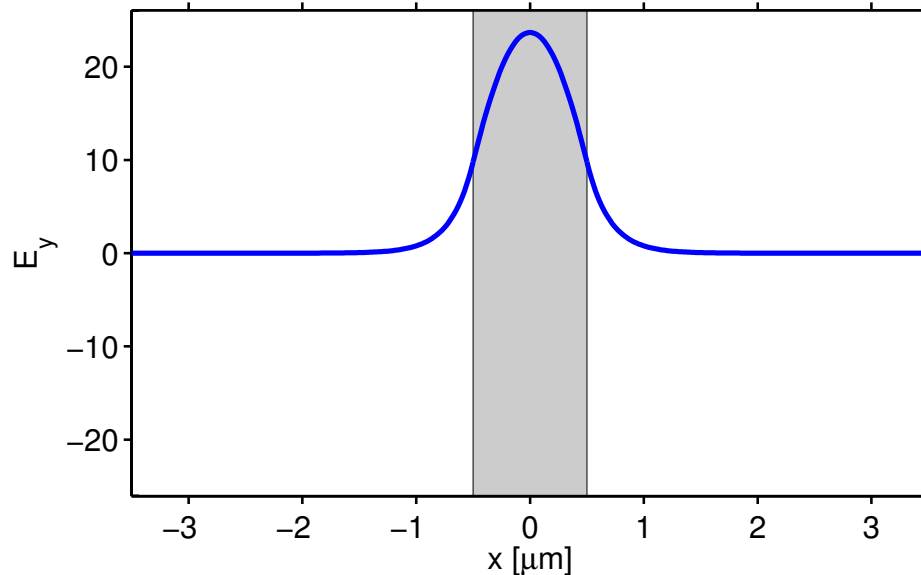
$$E_y(x, z) = \tilde{E}_y(x) e^{-i\beta z},$$

$$\omega = kc = 2\pi c/\lambda \text{ given,}$$

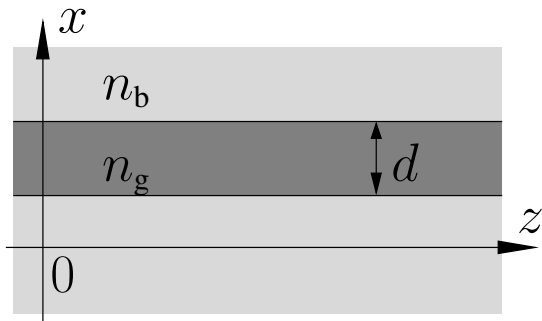
$$(\partial_x^2 + k^2 n^2(x)) \tilde{E}_y = \beta^2 \tilde{E}_y \quad \rightsquigarrow \quad \{\beta, \tilde{E}_y\}.$$

$$n_b = 1.5, \quad n_g = 2.0, \quad d = 1.0 \mu\text{m}, \quad \lambda = 1.5 \mu\text{m},$$

$$\beta_0/k = 1.924$$



Straight dielectric waveguides



$$n_g > n_b$$

$$\partial_z n = 0,$$

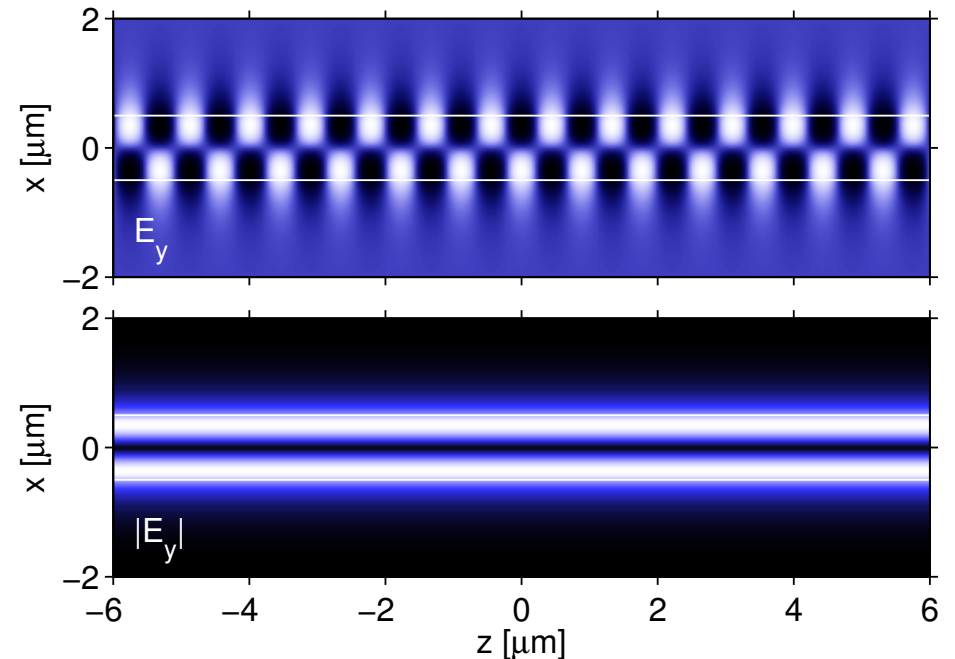
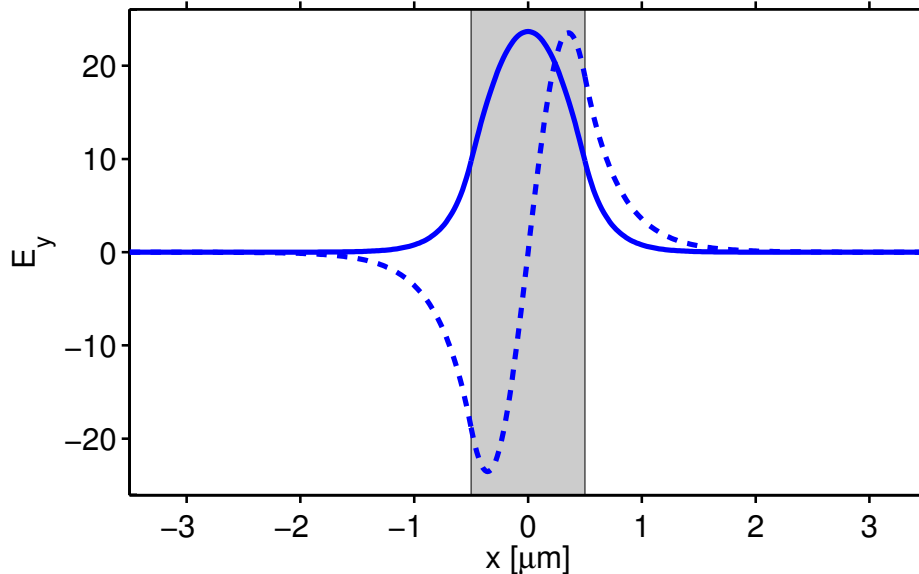
$$E_y(x, z) = \tilde{E}_y(x) e^{-i\beta z},$$

$$\omega = kc = 2\pi c/\lambda \text{ given,}$$

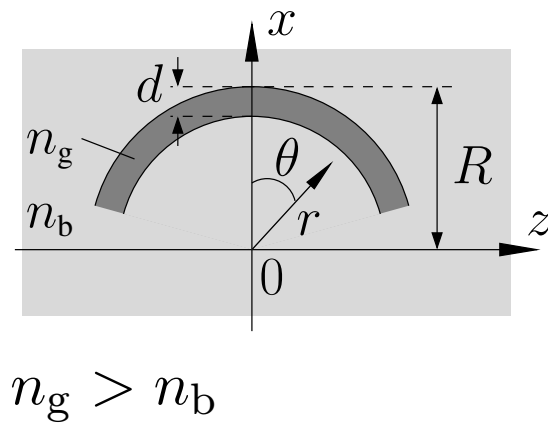
$$(\partial_x^2 + k^2 n^2(x)) \tilde{E}_y = \beta^2 \tilde{E}_y \quad \rightsquigarrow \quad \{\beta, \tilde{E}_y\}.$$

$$n_b = 1.5, \quad n_g = 2.0, \quad d = 1.0 \mu\text{m}, \quad \lambda = 1.5 \mu\text{m},$$

$$\beta_0/k = 1.924, \quad \beta_1/k = 1.697.$$



Waveguide bends



$$\partial_\theta n = 0,$$

$$\omega = kc = 2\pi c/\lambda \text{ given,}$$

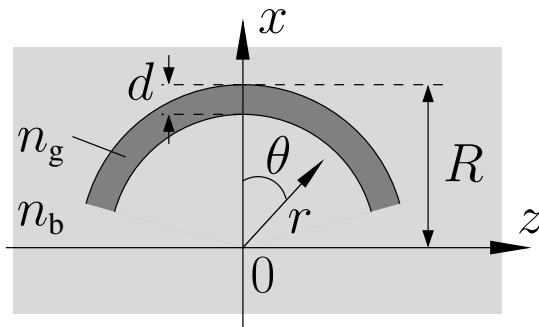
$$E_y(r, \theta) = \tilde{E}_y(r) e^{-i\gamma R\theta},$$

$$\gamma = \beta - i\alpha \in \mathbb{C},$$

$$\frac{\partial^2 \tilde{E}_y}{\partial r^2} + \frac{1}{r} \frac{\partial \tilde{E}_y}{\partial r} + \left(k^2 n^2 - \frac{\gamma^2 R^2}{r^2} \right) \tilde{E}_y = 0$$

$\rightsquigarrow \left\{ \gamma, \tilde{E}_y \right\}.$

Waveguide bends



$$n_g > n_b$$

$$\partial_\theta n = 0,$$

$$E_y(r, \theta) = \tilde{E}_y(r) e^{-i\gamma R\theta},$$

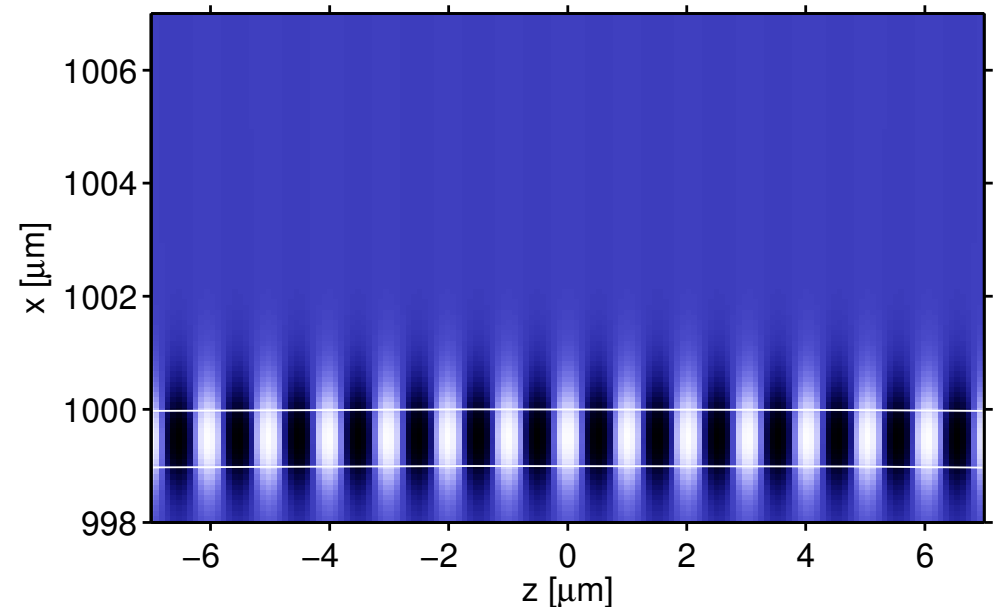
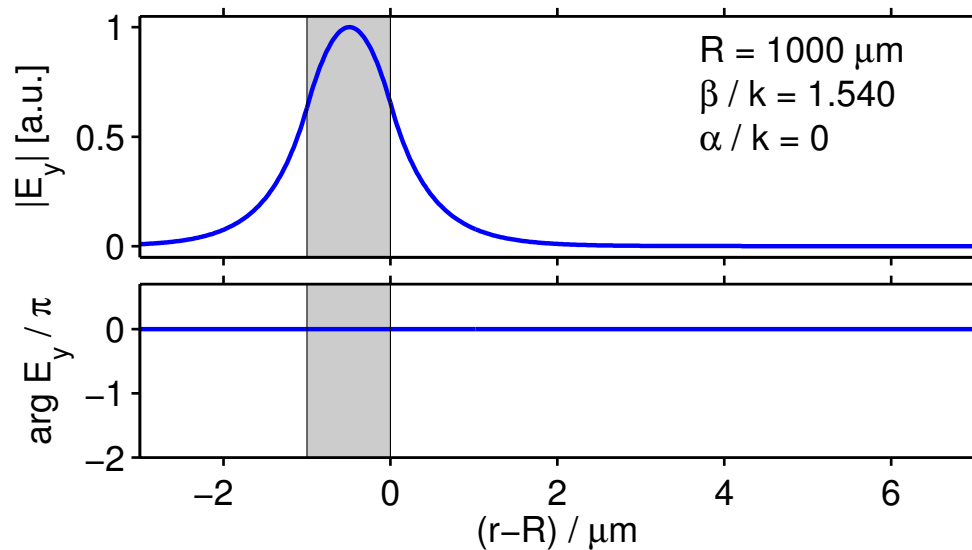
$$\omega = kc = 2\pi c/\lambda \text{ given,}$$

$$\gamma = \beta - i\alpha \in \mathbb{C},$$

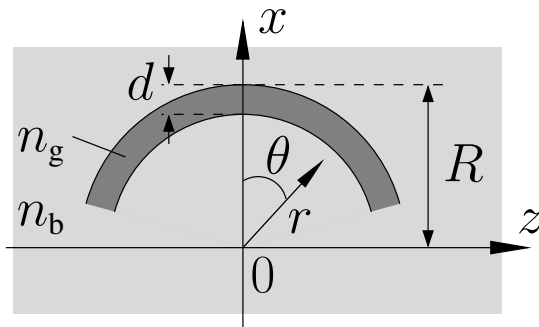
$$\frac{\partial^2 \tilde{E}_y}{\partial r^2} + \frac{1}{r} \frac{\partial \tilde{E}_y}{\partial r} + \left(k^2 n^2 - \frac{\gamma^2 R^2}{r^2} \right) \tilde{E}_y = 0$$

$\rightsquigarrow \left\{ \gamma, \tilde{E}_y \right\}.$

$$n_b = 1.45, \quad n_g = 1.6, \quad d = 1.0 \mu\text{m}, \quad \lambda = 1.55 \mu\text{m}.$$



Waveguide bends



$$n_g > n_b$$

$$\partial_\theta n = 0,$$

$$E_y(r, \theta) = \tilde{E}_y(r) e^{-i\gamma R\theta},$$

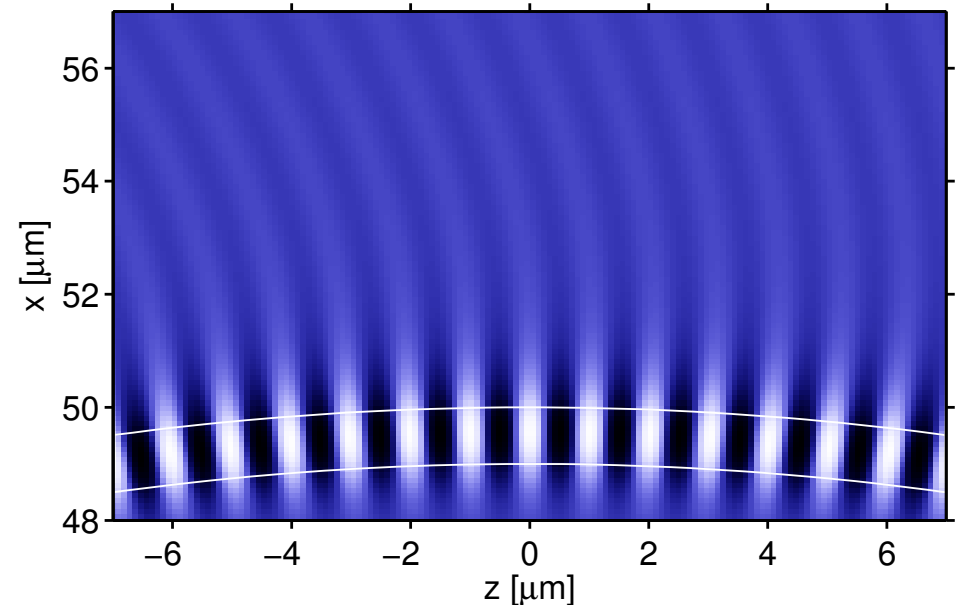
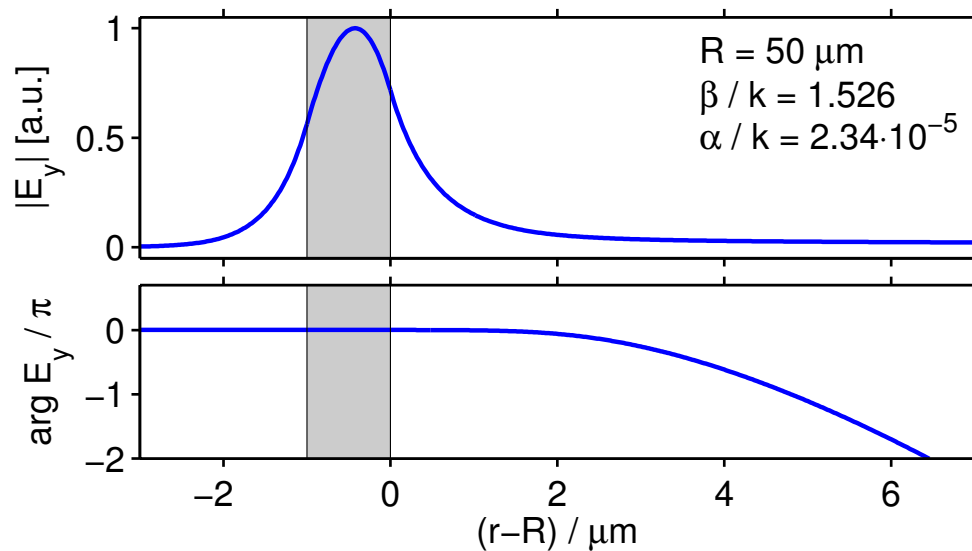
$$\omega = kc = 2\pi c/\lambda \text{ given,}$$

$$\gamma = \beta - i\alpha \in \mathbb{C},$$

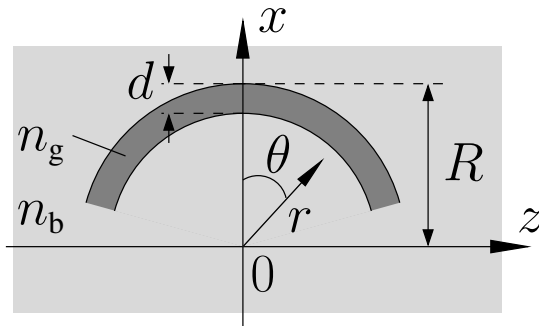
$$\frac{\partial^2 \tilde{E}_y}{\partial r^2} + \frac{1}{r} \frac{\partial \tilde{E}_y}{\partial r} + \left(k^2 n^2 - \frac{\gamma^2 R^2}{r^2} \right) \tilde{E}_y = 0$$

$\rightsquigarrow \left\{ \gamma, \tilde{E}_y \right\}.$

$$n_b = 1.45, \quad n_g = 1.6, \quad d = 1.0 \mu\text{m}, \quad \lambda = 1.55 \mu\text{m}.$$



Waveguide bends



$$n_g > n_b$$

$$\partial_\theta n = 0,$$

$$E_y(r, \theta) = \tilde{E}_y(r) e^{-i\gamma R\theta},$$

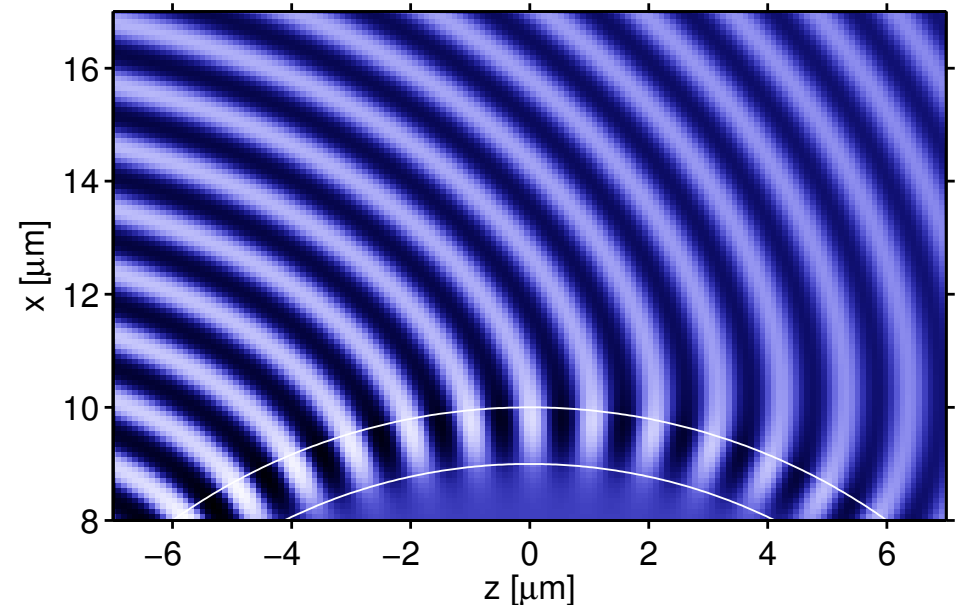
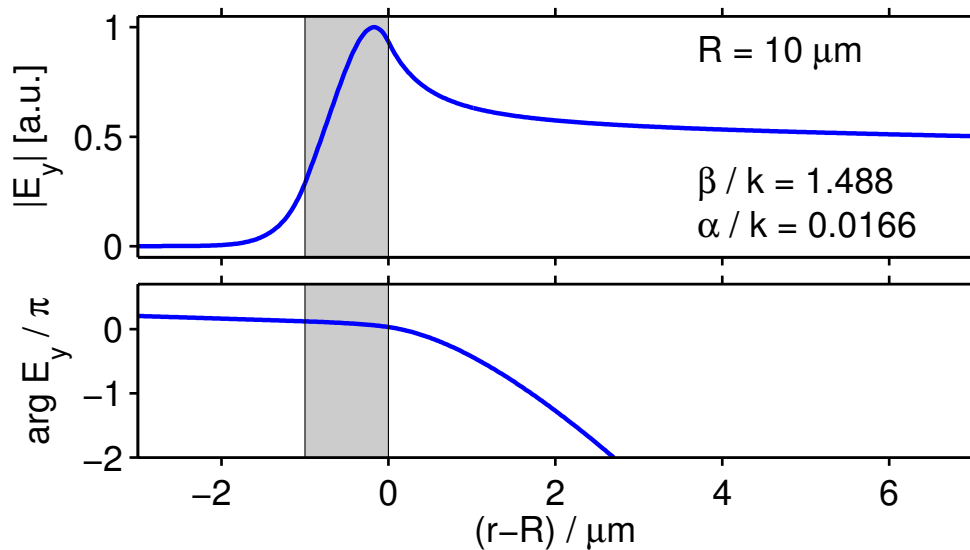
$$\omega = kc = 2\pi c/\lambda \text{ given,}$$

$$\gamma = \beta - i\alpha \in \mathbb{C},$$

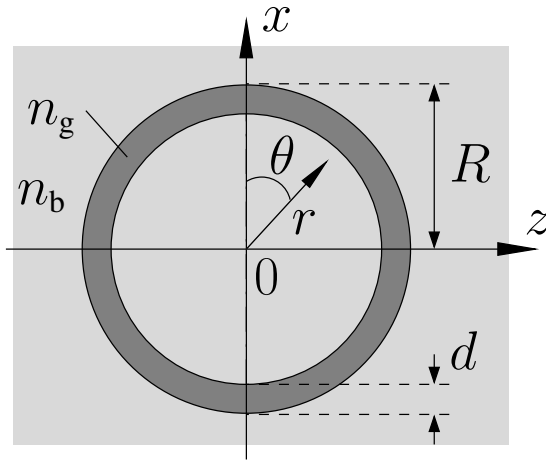
$$\frac{\partial^2 \tilde{E}_y}{\partial r^2} + \frac{1}{r} \frac{\partial \tilde{E}_y}{\partial r} + \left(k^2 n^2 - \frac{\gamma^2 R^2}{r^2} \right) \tilde{E}_y = 0$$

$\rightsquigarrow \left\{ \gamma, \tilde{E}_y \right\}.$

$$n_b = 1.45, \quad n_g = 1.6, \quad d = 1.0 \mu\text{m}, \quad \lambda = 1.55 \mu\text{m}.$$



Whispering gallery resonances



$$n_g > n_b$$

$$\partial_\theta n = 0,$$

$$E_y(r, \theta) = \tilde{E}_y(r) e^{-im\theta},$$

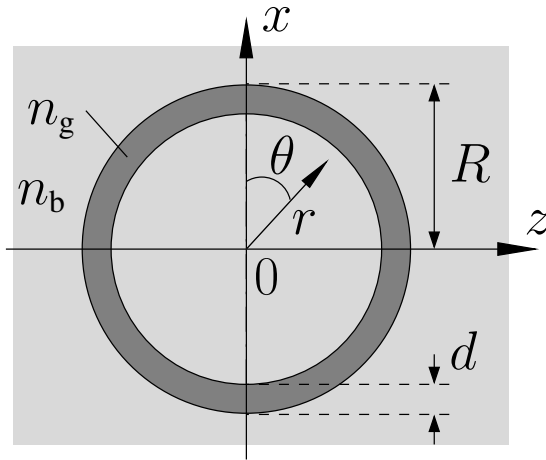
$$\omega^c \in \mathbb{C} \text{ eigenvalue,}$$

$$m \in \mathbb{Z},$$

$$\frac{\partial^2 \tilde{E}_y}{\partial r^2} + \frac{1}{r} \frac{\partial \tilde{E}_y}{\partial r} + \left(\left(\frac{\omega^c}{c} \right)^2 n^2 - \frac{m^2}{r^2} \right) \tilde{E}_y = 0$$

$$\rightsquigarrow \left\{ \omega^c, \tilde{E}_y \right\}, \left\{ \text{WGM}(l, m) \right\}.$$

Whispering gallery resonances



$$n_g > n_b$$

$$\partial_\theta n = 0,$$

$$\omega^c \in \mathbb{C} \text{ eigenvalue,}$$

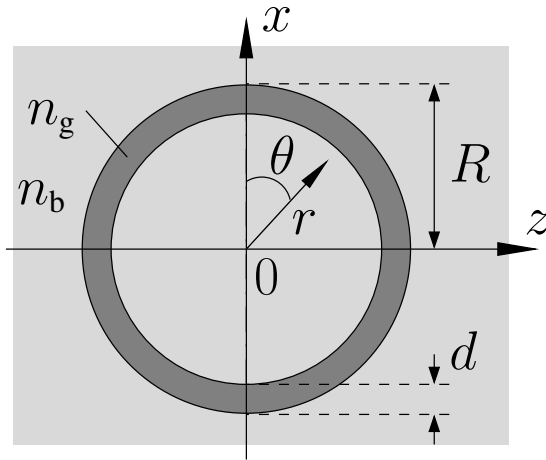
$$E_y(r, \theta) = \tilde{E}_y(r) e^{-im\theta}, \quad m \in \mathbb{Z},$$

$$\frac{\partial^2 \tilde{E}_y}{\partial r^2} + \frac{1}{r} \frac{\partial \tilde{E}_y}{\partial r} + \left(\left(\frac{\omega^c}{c} \right)^2 n^2 - \frac{m^2}{r^2} \right) \tilde{E}_y = 0$$

$$\rightsquigarrow \left\{ \omega^c, \tilde{E}_y \right\}, \left\{ \text{WGM}(l, m) \right\}.$$

$$Q = \text{Re } \omega^c / (2 \text{Im } \omega^c), \quad \lambda_r = 2\pi c / \text{Re } \omega^c, \quad \text{outgoing radiation, FWHM: } \Delta\lambda = \lambda_r / Q.$$

Whispering gallery resonances



$$n_g > n_b$$

$$\partial_\theta n = 0,$$

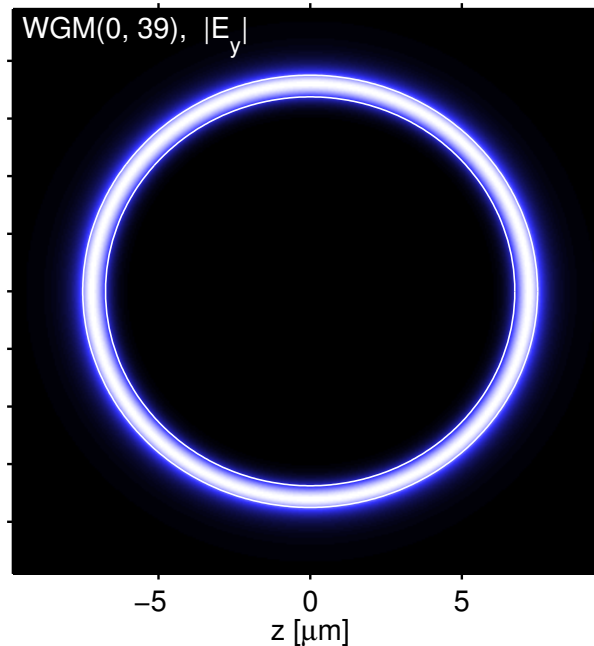
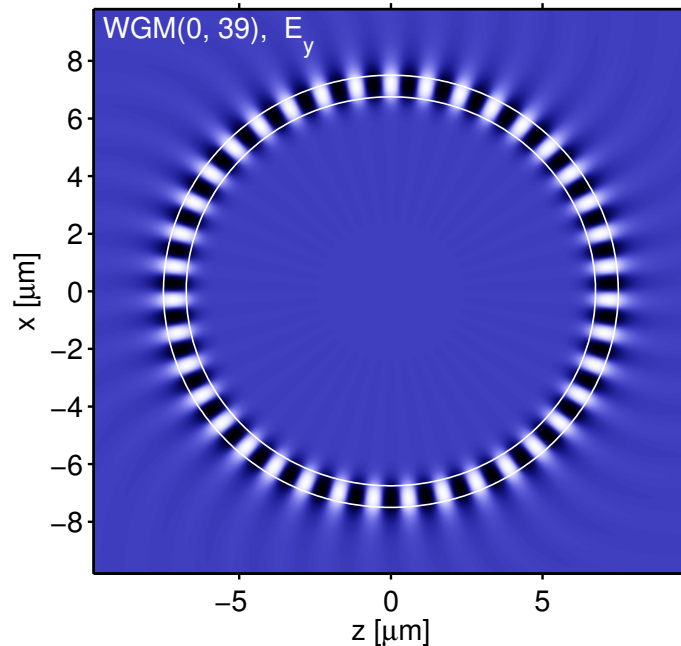
$$E_y(r, \theta) = \tilde{E}_y(r) e^{-im\theta},$$

$$\omega^c \in \mathbb{C} \text{ eigenvalue,}$$

$$m \in \mathbb{Z},$$

$$\frac{\partial^2 \tilde{E}_y}{\partial r^2} + \frac{1}{r} \frac{\partial \tilde{E}_y}{\partial r} + \left(\left(\frac{\omega^c}{c} \right)^2 n^2 - \frac{m^2}{r^2} \right) \tilde{E}_y = 0$$

$$\rightsquigarrow \left\{ \omega^c, \tilde{E}_y \right\}, \left\{ \text{WGM}(l, m) \right\}.$$



$$\text{TE, } R = 7.5 \mu\text{m}, d = 0.75 \mu\text{m}, \\ n_g = 1.5, n_b = 1.0.$$

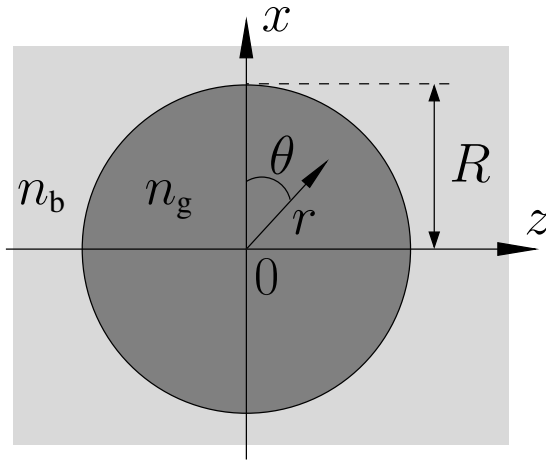
WGM(0, 39):

$$\lambda_r = 1.5637 \mu\text{m},$$

$$Q = 1.1 \cdot 10^5,$$

$$\Delta\lambda = 1.4 \cdot 10^{-5} \mu\text{m}.$$

Whispering gallery resonances



$$n_g > n_b$$

$$\partial_\theta n = 0,$$

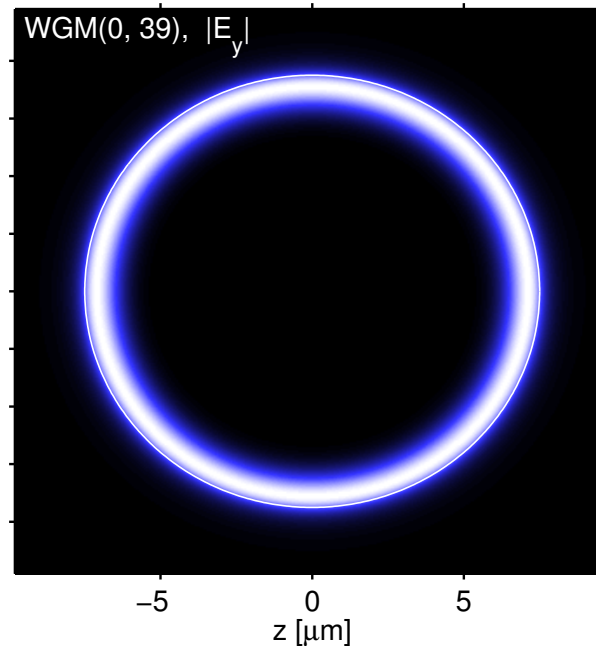
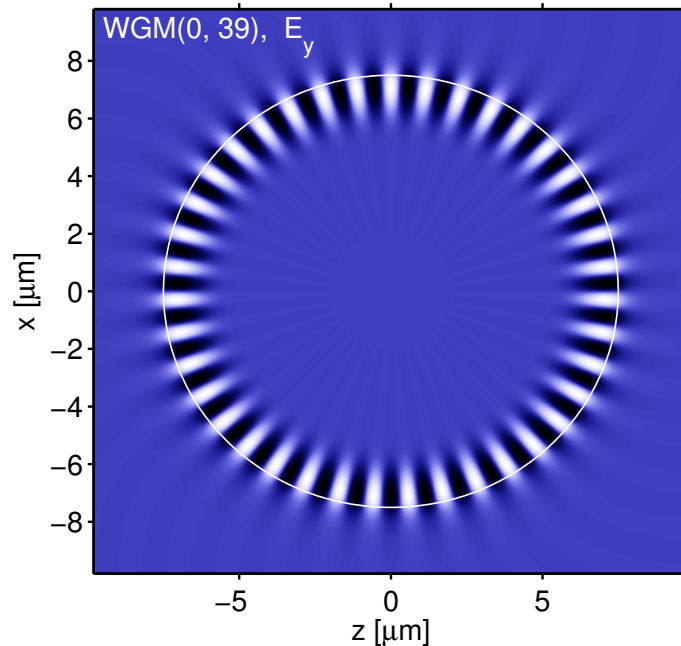
$$E_y(r, \theta) = \tilde{E}_y(r) e^{-im\theta},$$

$$\omega^c \in \mathbb{C} \text{ eigenvalue,}$$

$$m \in \mathbb{Z},$$

$$\frac{\partial^2 \tilde{E}_y}{\partial r^2} + \frac{1}{r} \frac{\partial \tilde{E}_y}{\partial r} + \left(\left(\frac{\omega^c}{c} \right)^2 n^2 - \frac{m^2}{r^2} \right) \tilde{E}_y = 0$$

$$\rightsquigarrow \left\{ \omega^c, \tilde{E}_y \right\}, \left\{ \text{WGM}(l, m) \right\}.$$

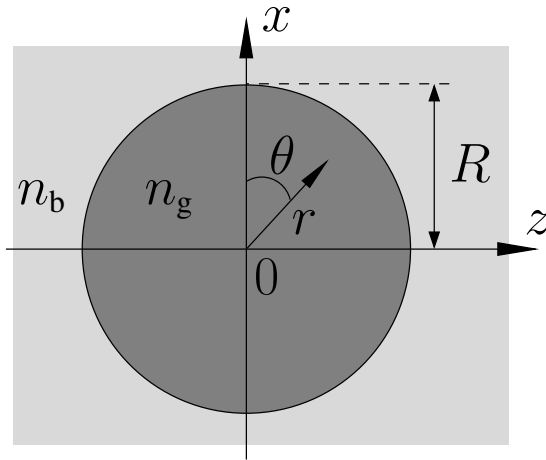


$$\text{TE, } R = 7.5 \mu\text{m}, \\ n_g = 1.5, n_b = 1.0.$$

WGM(0, 39):

$$\lambda_r = 1.6025 \mu\text{m}, \\ Q = 5.7 \cdot 10^5, \\ \Delta\lambda = 2.8 \cdot 10^{-6} \mu\text{m}.$$

Whispering gallery resonances



$$n_g > n_b$$

$$\partial_\theta n = 0,$$

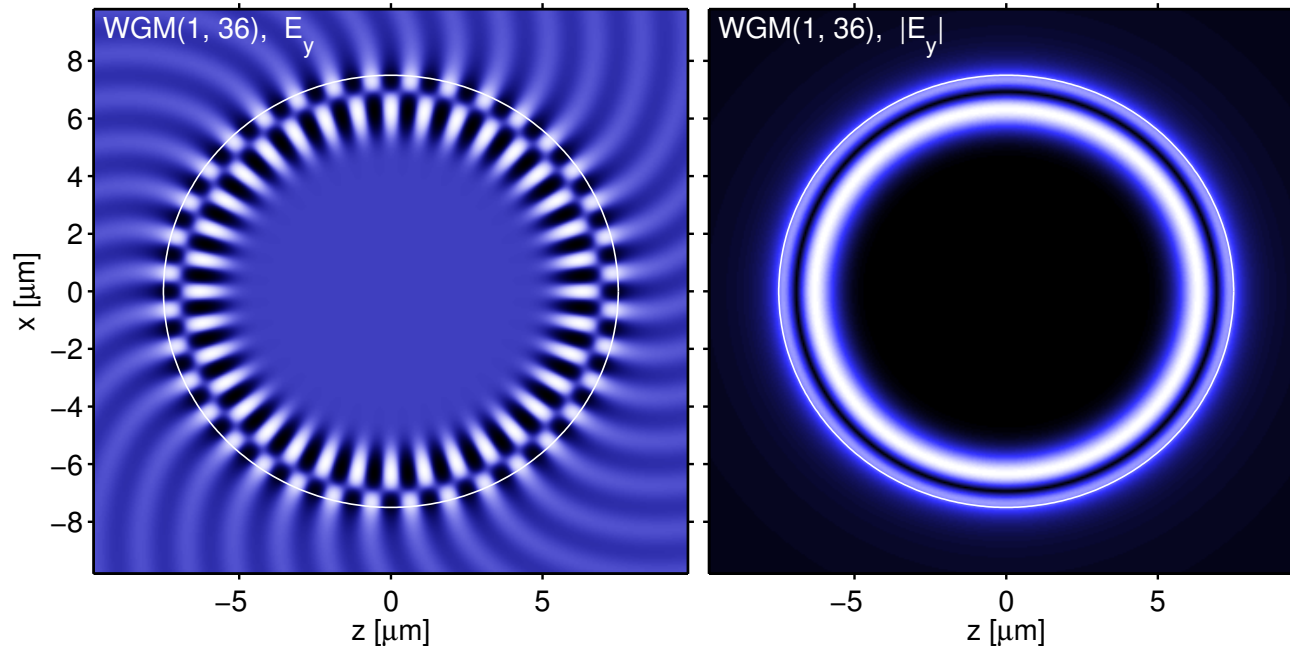
$$E_y(r, \theta) = \tilde{E}_y(r) e^{-im\theta},$$

$$\omega^c \in \mathbb{C} \text{ eigenvalue,}$$

$$m \in \mathbb{Z},$$

$$\frac{\partial^2 \tilde{E}_y}{\partial r^2} + \frac{1}{r} \frac{\partial \tilde{E}_y}{\partial r} + \left(\left(\frac{\omega^c}{c} \right)^2 n^2 - \frac{m^2}{r^2} \right) \tilde{E}_y = 0$$

$$\rightsquigarrow \left\{ \omega^c, \tilde{E}_y \right\}, \left\{ \text{WGM}(l, m) \right\}.$$

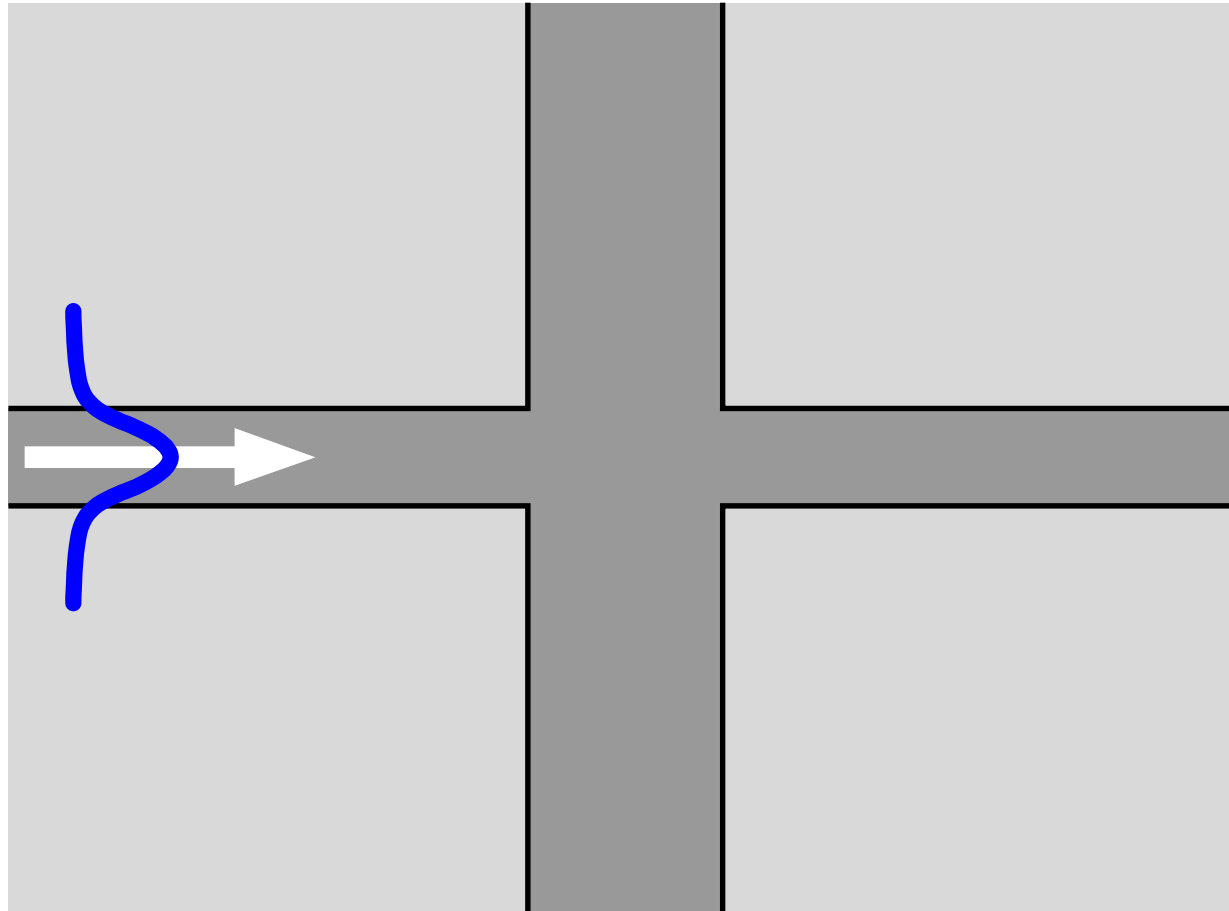


$$\text{TE, } R = 7.5 \mu\text{m}, \\ n_g = 1.5, n_b = 1.0.$$

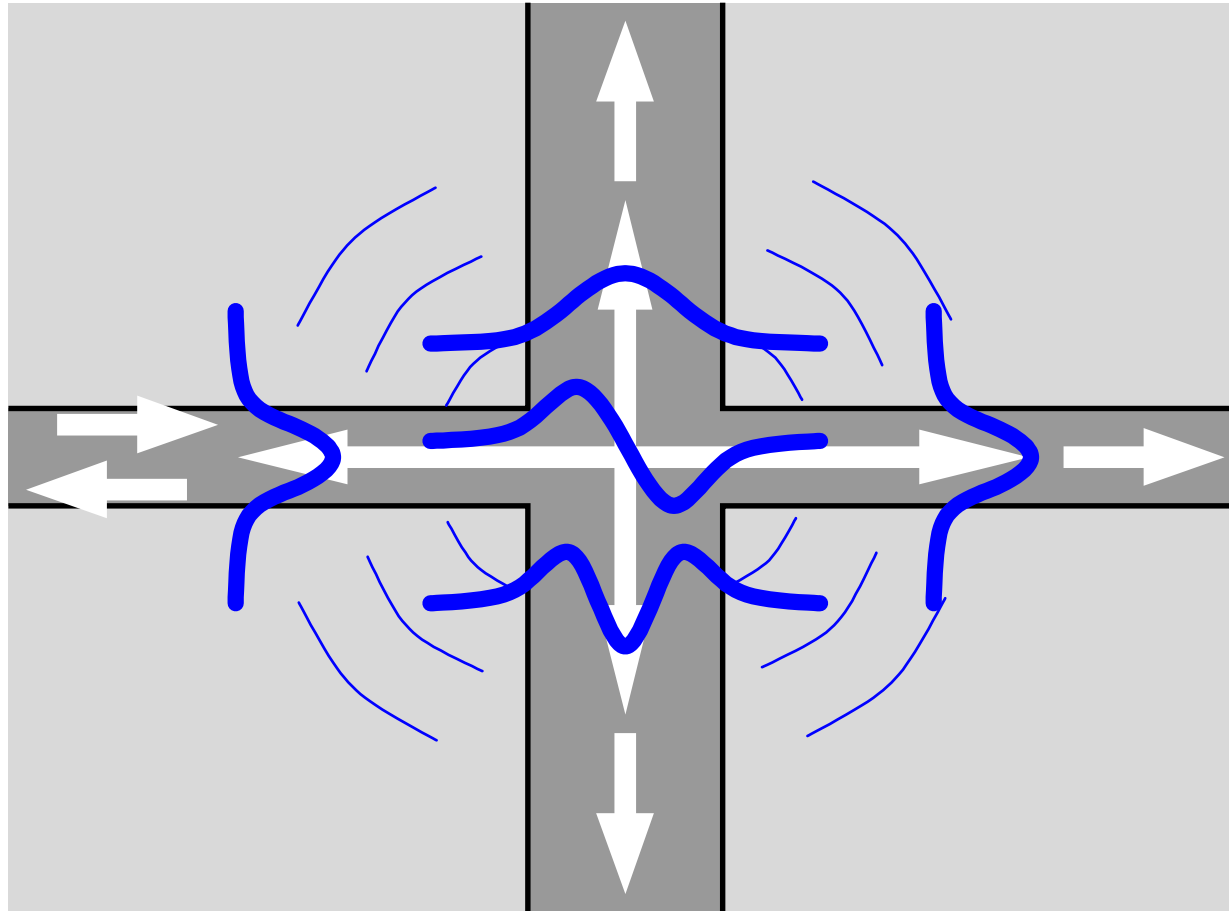
WGM(1, 36):

$$\lambda_r = 1.5367 \mu\text{m}, \\ Q = 2.2 \cdot 10^4, \\ \Delta\lambda = 7.0 \cdot 10^{-4} \mu\text{m}.$$

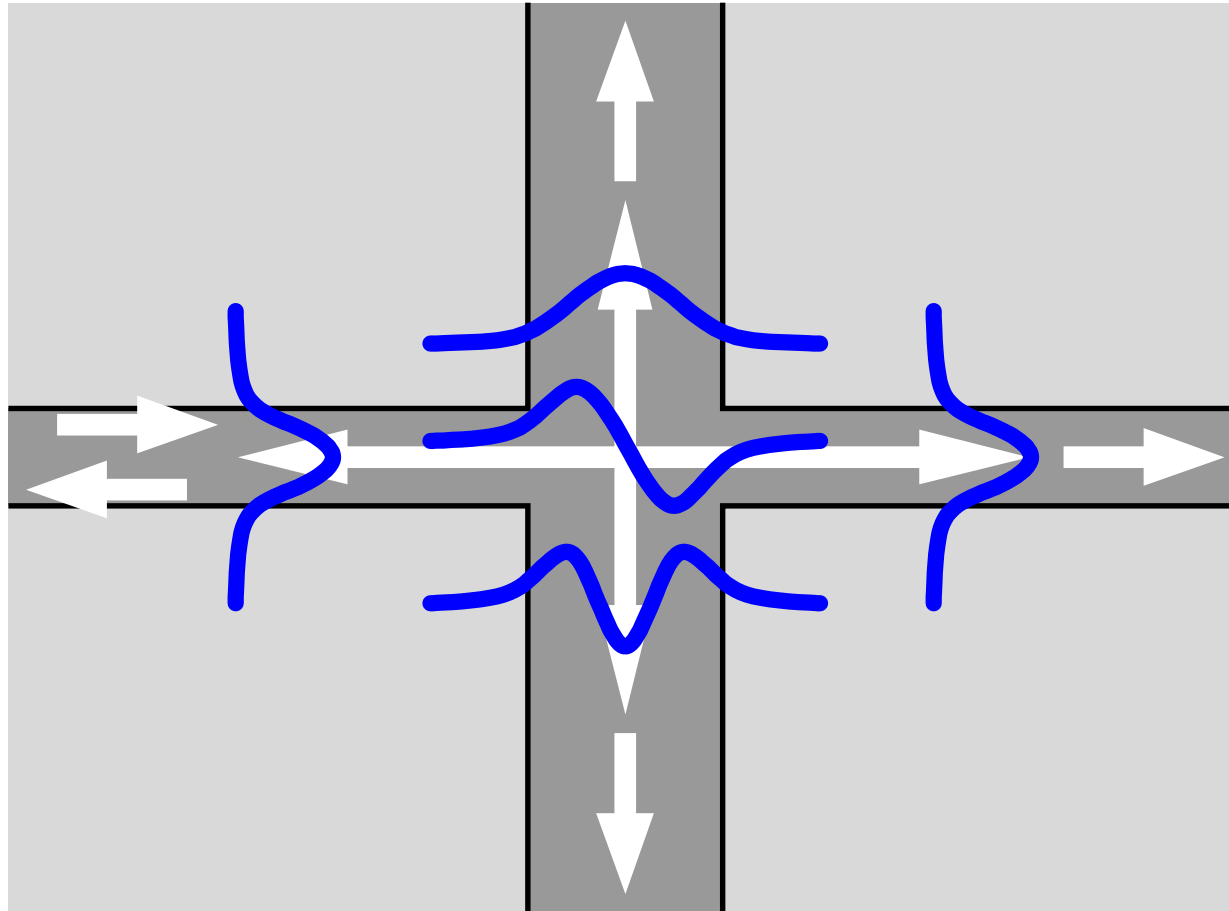
A waveguide crossing



A waveguide crossing

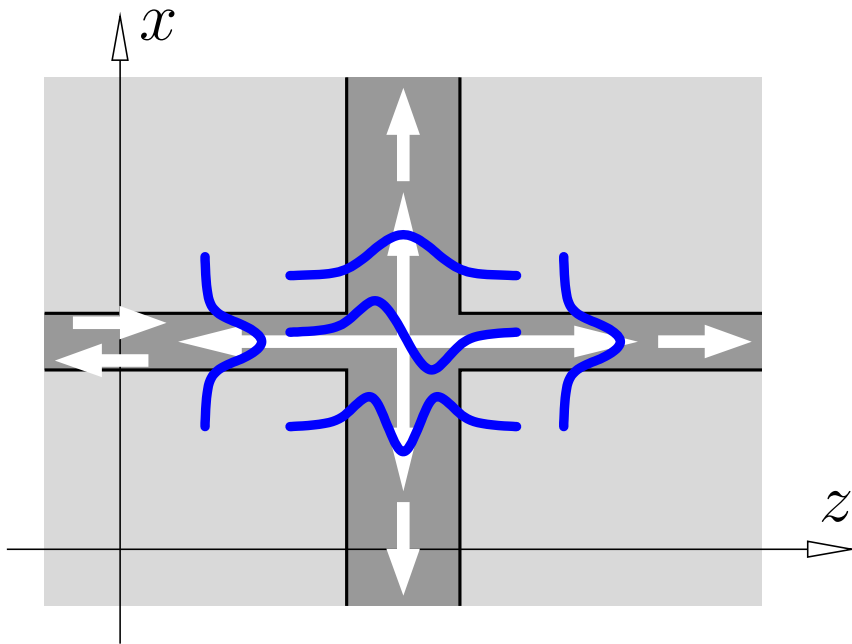


A waveguide crossing



Coupled Mode Model ?

Field ansatz



Basis elements (crossing):

- guided modes of the horizontal WG

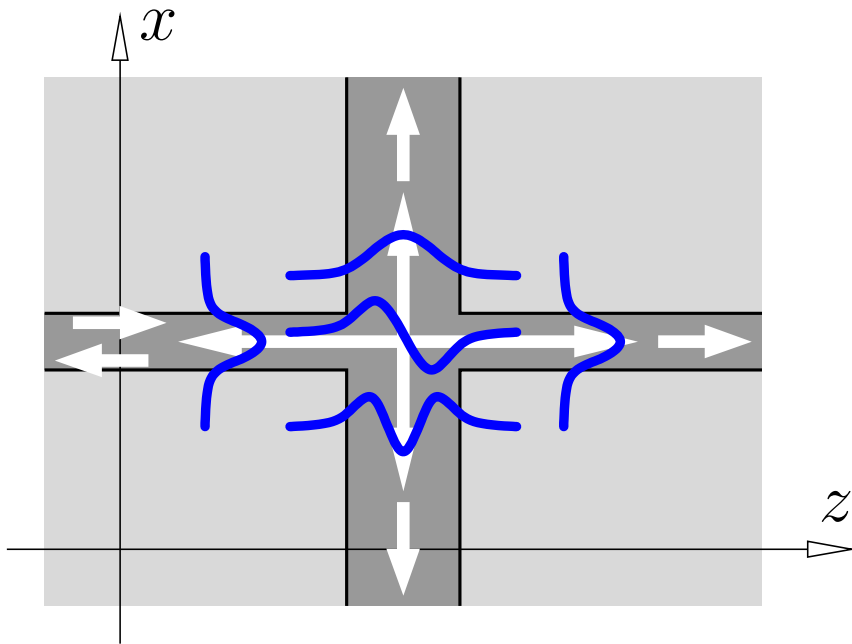
$$\psi_m^{\text{f,b}}(x, z) = \begin{pmatrix} \tilde{\mathbf{E}} \\ \tilde{\mathbf{H}} \end{pmatrix}_m^{\text{f,b}}(x) e^{\mp i \beta_m^{\text{f,b}} z},$$

- guided modes of the vertical WG

$$\psi_m^{\text{u,d}}(x, z) = \begin{pmatrix} \tilde{\mathbf{E}} \\ \tilde{\mathbf{H}} \end{pmatrix}_m^{\text{u,d}}(z) e^{\mp i \beta_m^{\text{u,d}} x}$$

- (and further terms).

Field ansatz



Basis elements (crossing):

- guided modes of the horizontal WG

$$\psi_m^{\text{f,b}}(x, z) = \begin{pmatrix} \tilde{\mathbf{E}} \\ \tilde{\mathbf{H}} \end{pmatrix}_m^{\text{f,b}}(x) e^{\mp i \beta_m^{\text{f,b}} z},$$

- guided modes of the vertical WG

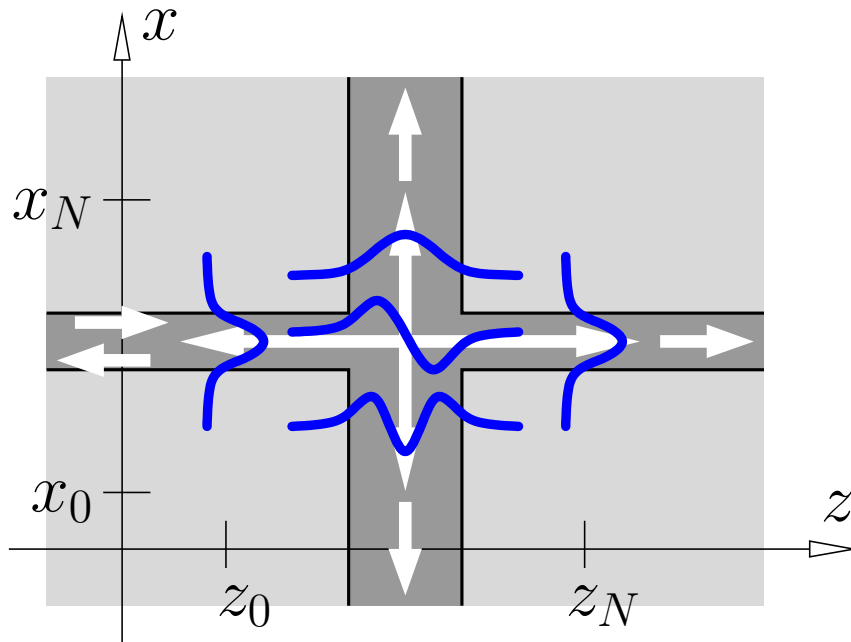
$$\psi_m^{\text{u,d}}(x, z) = \begin{pmatrix} \tilde{\mathbf{E}} \\ \tilde{\mathbf{H}} \end{pmatrix}_m^{\text{u,d}}(z) e^{\mp i \beta_m^{\text{u,d}} x}$$

- (and further terms).

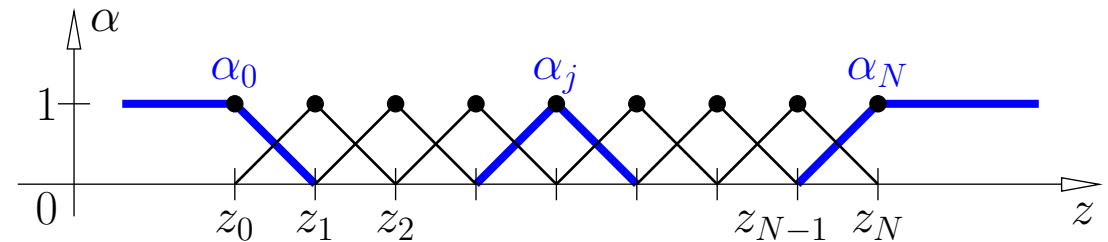
$$\begin{pmatrix} \mathbf{E} \\ \mathbf{H} \end{pmatrix}(x, z) = \sum_m f_m(z) \psi_m^{\text{f}}(x, z) + \sum_m b_m(z) \psi_m^{\text{b}}(x, z) \\ + \sum_m u_m(x) \psi_m^{\text{u}}(x, z) + \sum_m d_m(x) \psi_m^{\text{d}}(x, z) \quad f_m, b_m, u_m, d_m: ?$$

General: a reasonable superposition of known fields with amplitudes that are functions of suitable propagation coordinate(s).

Amplitude functions, discretization



1-D linear finite elements



$$f_m(z) = \sum_{j=0}^N f_{m,j} \alpha_j(z),$$

$b_m(z), u_m(x), d_m(x)$ analogous.

$$\left(\begin{matrix} E \\ H \end{matrix} \right)(x, z) = \sum_k a_k \left(\alpha(\cdot) \psi \right)(x, z) =: \sum_k a_k \left(\begin{matrix} E_k \\ H_k \end{matrix} \right)(x, z),$$

$k \in \{\text{waveguides, modes, elements}\}, \quad a_k \in \{f_{m,j}, b_{m,j}, u_{m,j}, d_{m,j}\}, \quad a_k: ?$

Galerkin procedure

$$\begin{array}{l|l} \nabla \times \mathbf{H} - \mathrm{i}\omega\epsilon_0\epsilon\mathbf{E} = 0 \\ -\nabla \times \mathbf{E} - \mathrm{i}\omega\mu_0\mathbf{H} = 0 \end{array} \quad \cdot \begin{pmatrix} \mathbf{F} \\ \mathbf{G} \end{pmatrix}^*, \quad \iint_{\text{comp. domain}}$$

$$\Leftrightarrow \iint \mathcal{K}(\mathbf{F}, \mathbf{G}; \mathbf{E}, \mathbf{H}) \, dx \, dz = 0 \quad \text{for all } \mathbf{F}, \mathbf{G},$$

where

$$\mathcal{K}(\mathbf{F}, \mathbf{G}; \mathbf{E}, \mathbf{H}) = \mathbf{F}^* \cdot (\nabla \times \mathbf{H}) - \mathbf{G}^* \cdot (\nabla \times \mathbf{E}) - \mathrm{i}\omega\epsilon_0\epsilon\mathbf{F}^* \cdot \mathbf{E} - \mathrm{i}\omega\mu_0\mathbf{G}^* \cdot \mathbf{H}.$$

Galerkin procedure, continued

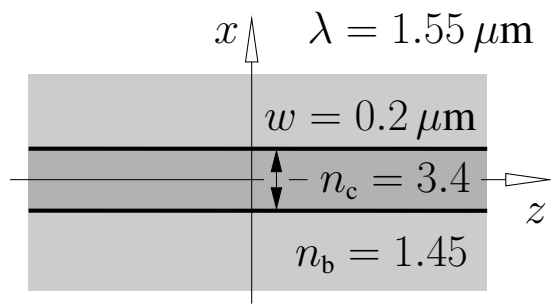
- Insert $\begin{pmatrix} \mathbf{E} \\ \mathbf{H} \end{pmatrix} = \sum_k a_k \begin{pmatrix} \mathbf{E}_k \\ \mathbf{H}_k \end{pmatrix},$
- select $\{\mathbf{u}\}$: indices of unknown coefficients,
 $\{\mathbf{g}\}$: given values related to prescribed influx,
- require $\iint \mathcal{K}(\mathbf{E}_l, \mathbf{H}_l; \mathbf{E}, \mathbf{H}) \, dx \, dz = 0 \quad \text{for } l \in \{\mathbf{u}\},$
- compute $K_{lk} = \iint \mathcal{K}(\mathbf{E}_l, \mathbf{H}_l; \mathbf{E}_k, \mathbf{H}_k) \, dx \, dz .$

$$\sum_{k \in \{\mathbf{u}, \mathbf{g}\}} K_{lk} a_k = 0, \quad l \in \{\mathbf{u}\},$$
$$\begin{pmatrix} K_{\mathbf{u} \mathbf{u}} & K_{\mathbf{u} \mathbf{g}} \end{pmatrix} \begin{pmatrix} \mathbf{a}_{\mathbf{u}} \\ \mathbf{a}_{\mathbf{g}} \end{pmatrix} = 0, \quad \text{or} \quad K_{\mathbf{u} \mathbf{u}} \mathbf{a}_{\mathbf{u}} = -K_{\mathbf{u} \mathbf{g}} \mathbf{a}_{\mathbf{g}} .$$

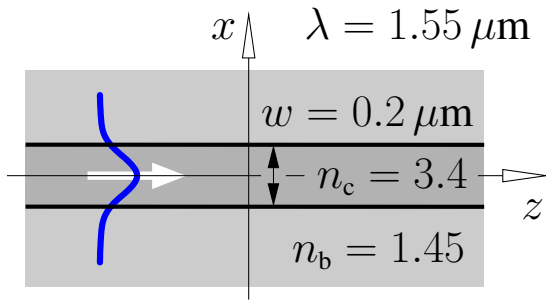
Further issues

... plenty.

Straight waveguide



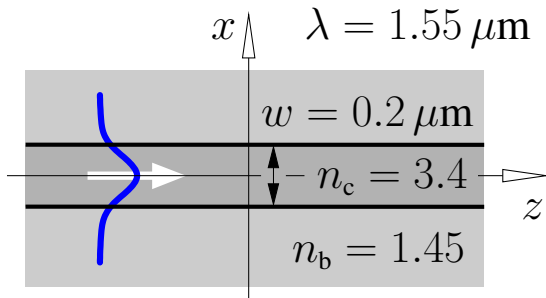
Straight waveguide



Basis element: fundamental forward propagating TE mode,
input amplitude $f_0 = 1$,

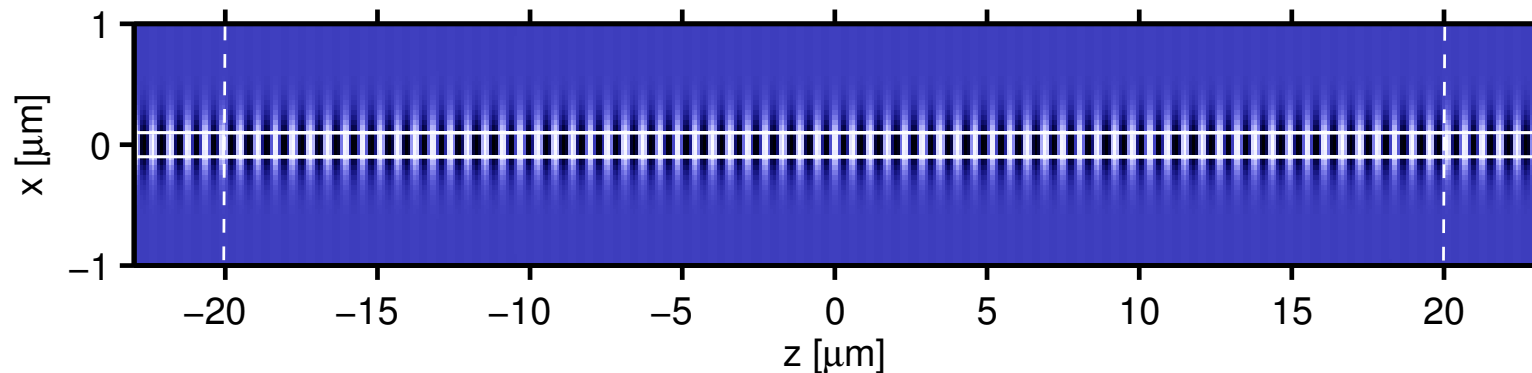
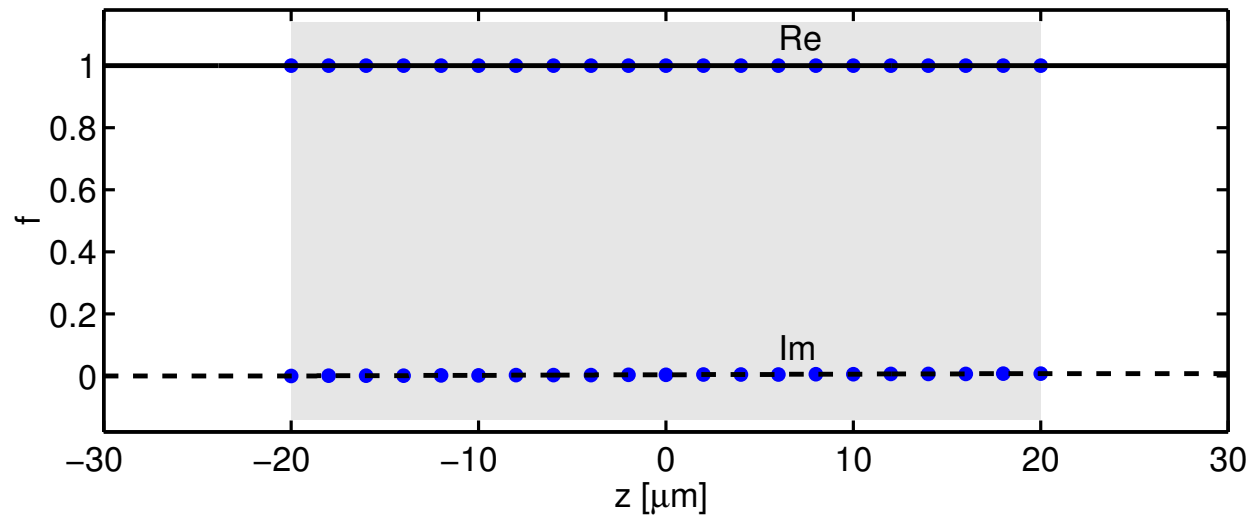
FEM discretization in $z \in [-20, 20] \mu\text{m}$, $\Delta z = 2 \mu\text{m}$,
computational domain $z \in [< -20, > 20] \mu\text{m}$, $x \in [-3.0, 3.0] \mu\text{m}$.

Straight waveguide

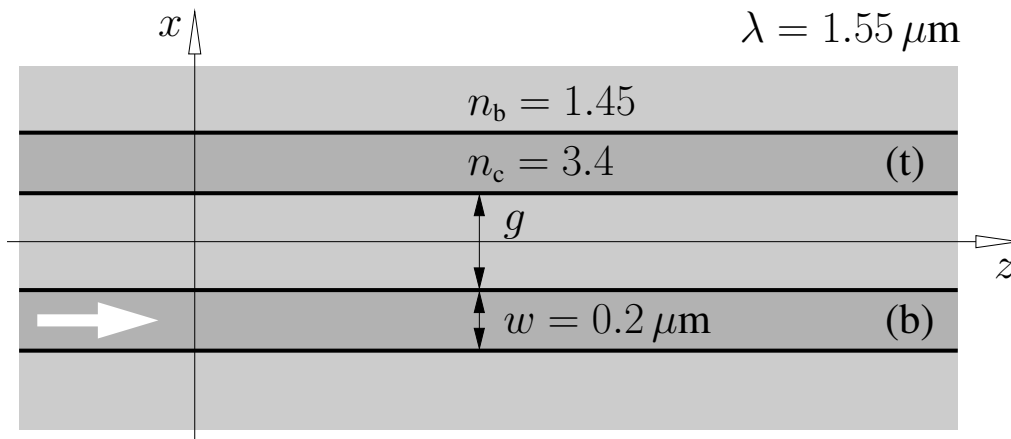


Basis element: fundamental forward propagating TE mode,
input amplitude $f_0 = 1$,

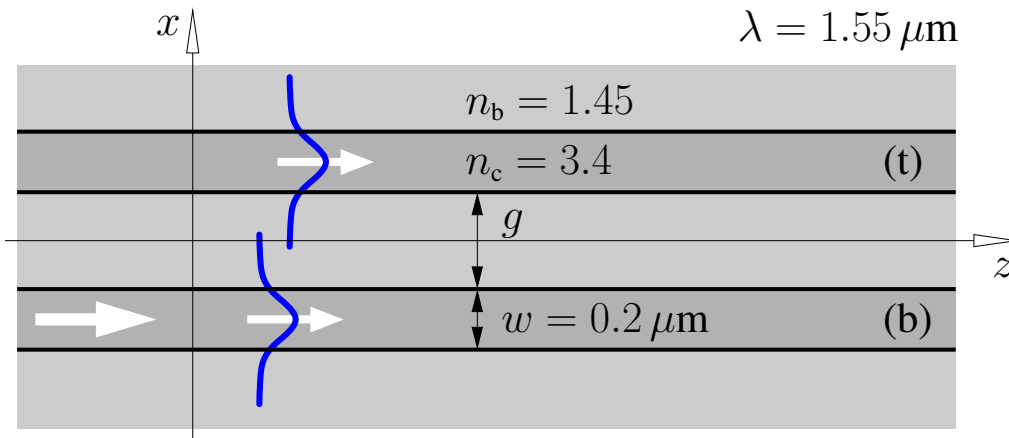
FEM discretization in $z \in [-20, 20] \mu\text{m}$, $\Delta z = 2 \mu\text{m}$,
computational domain $z \in [< -20, > 20] \mu\text{m}$, $x \in [-3.0, 3.0] \mu\text{m}$.



Two coupled parallel cores, amplitudes



Two coupled parallel cores, amplitudes

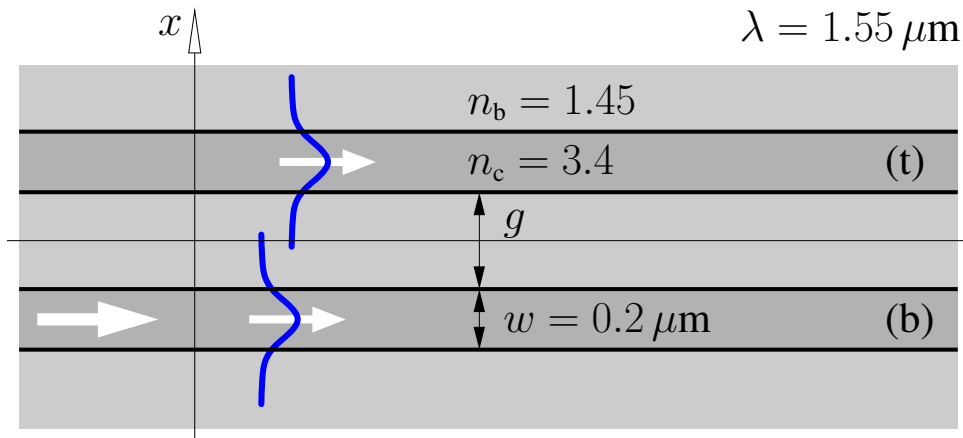


Basis elements: forward propagating fundamental TE modes of the separate cores, input amplitude $f_b = 1$,

FEM discretization:
 $z \in [-20, 20] \mu\text{m}$, $\Delta z = 0.5 \mu\text{m}$,

computational domain:
 $z \in [-20, 20] \mu\text{m}$, $x \in [-3.0, 3.0] \mu\text{m}$.

Two coupled parallel cores, amplitudes

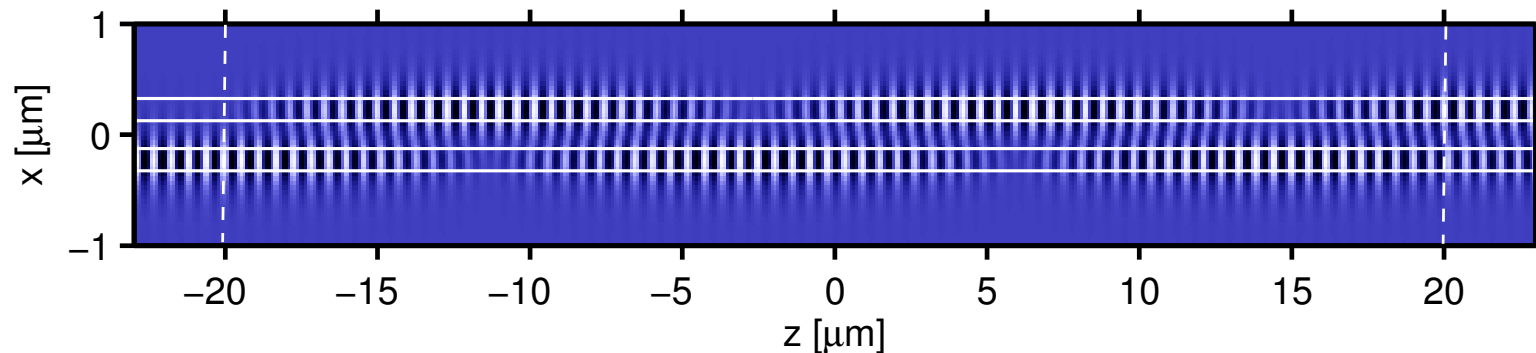
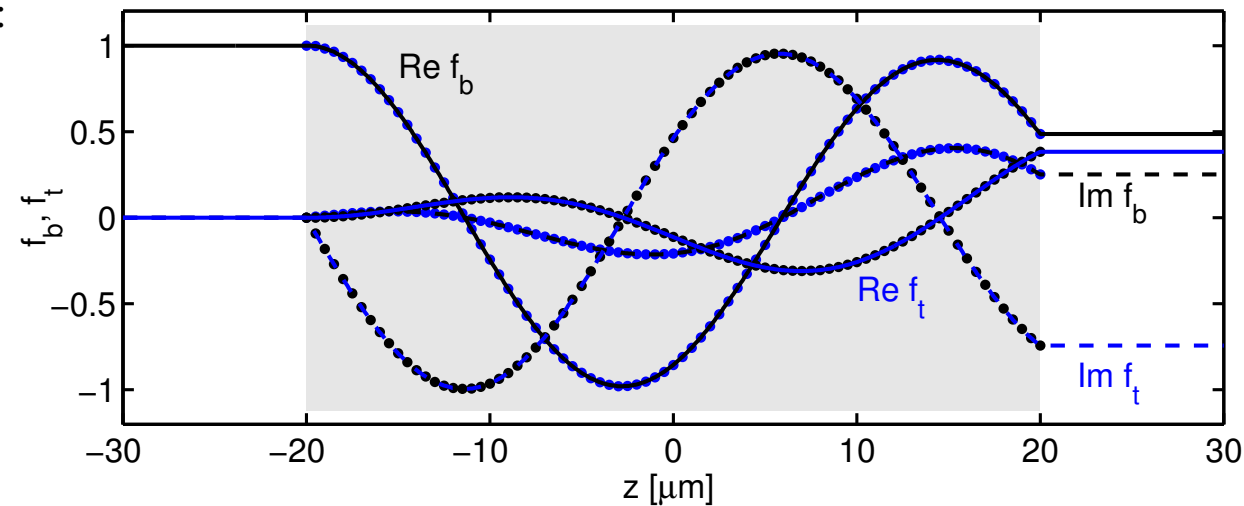


Basis elements: forward propagating fundamental TE modes of the separate cores, input amplitude $f_b = 1$,

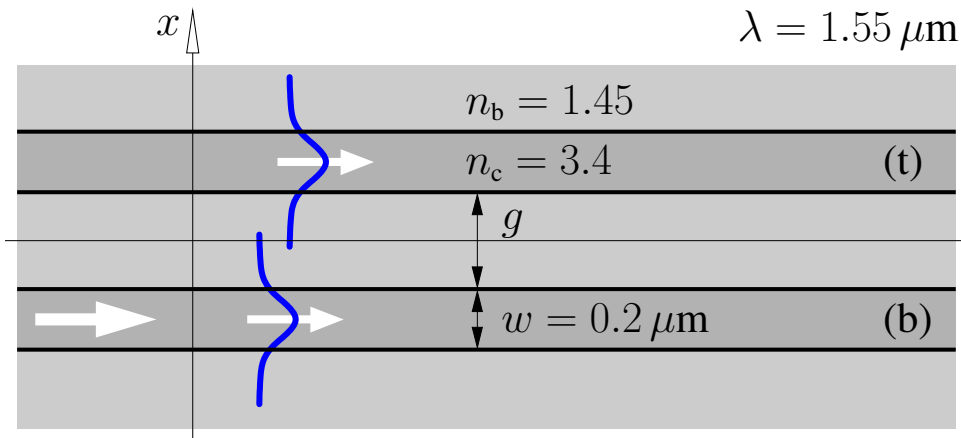
FEM discretization:
 $z \in [-20, 20] \mu\text{m}$, $\Delta z = 0.5 \mu\text{m}$,

computational domain:
 $z \in [-20, 20] \mu\text{m}$, $x \in [-3.0, 3.0] \mu\text{m}$.

$g = 0.25 \mu\text{m}$:



Two coupled parallel cores, modal power

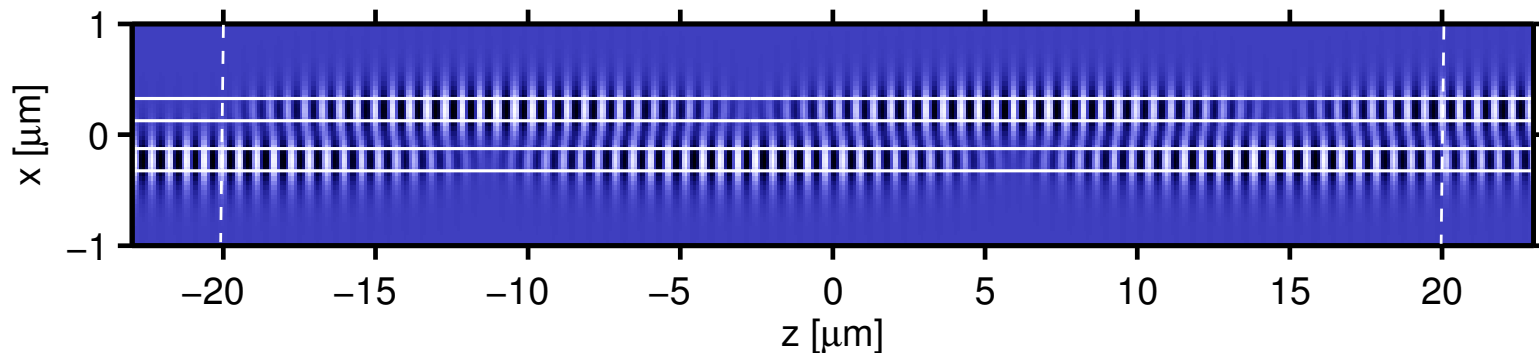
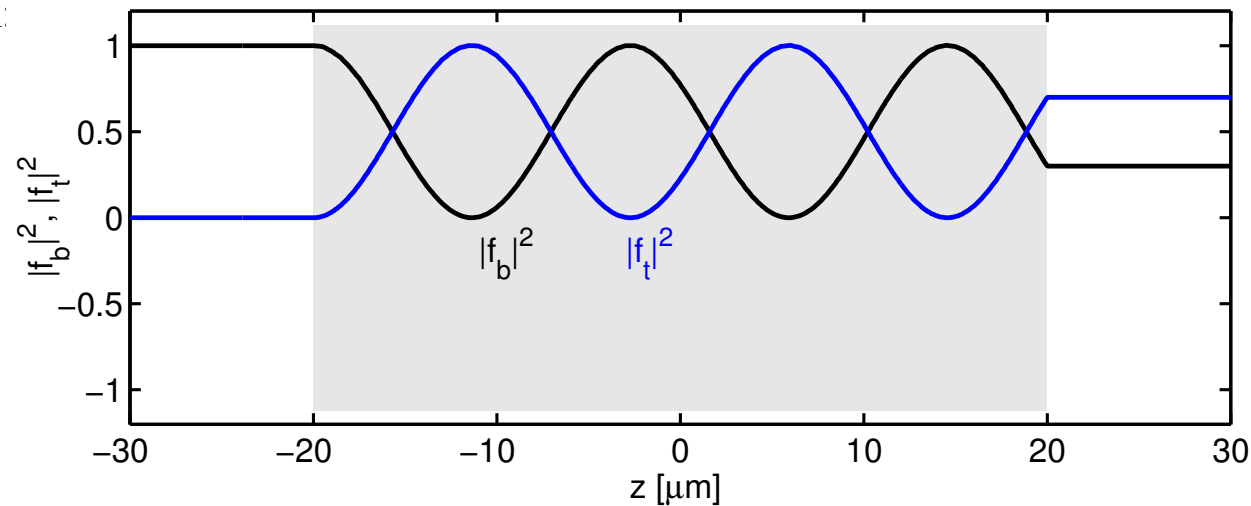


Basis elements: forward propagating fundamental TE modes of the separate cores, input amplitude $f_b = 1$,

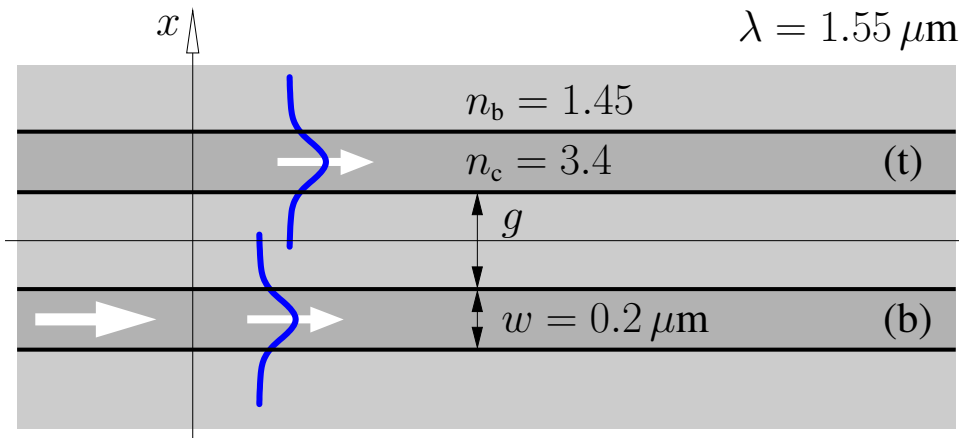
FEM discretization:
 $z \in [-20, 20] \mu\text{m}$, $\Delta z = 0.5 \mu\text{m}$,

computational domain:
 $z \in [-20, 20] \mu\text{m}$, $x \in [-3.0, 3.0] \mu\text{m}$.

$g = 0.25 \mu\text{m}$



Two coupled parallel cores, coupling length



Basis elements: polarized forward propagating fundamental modes of the separate cores, input amplitude $f_b = 1$,

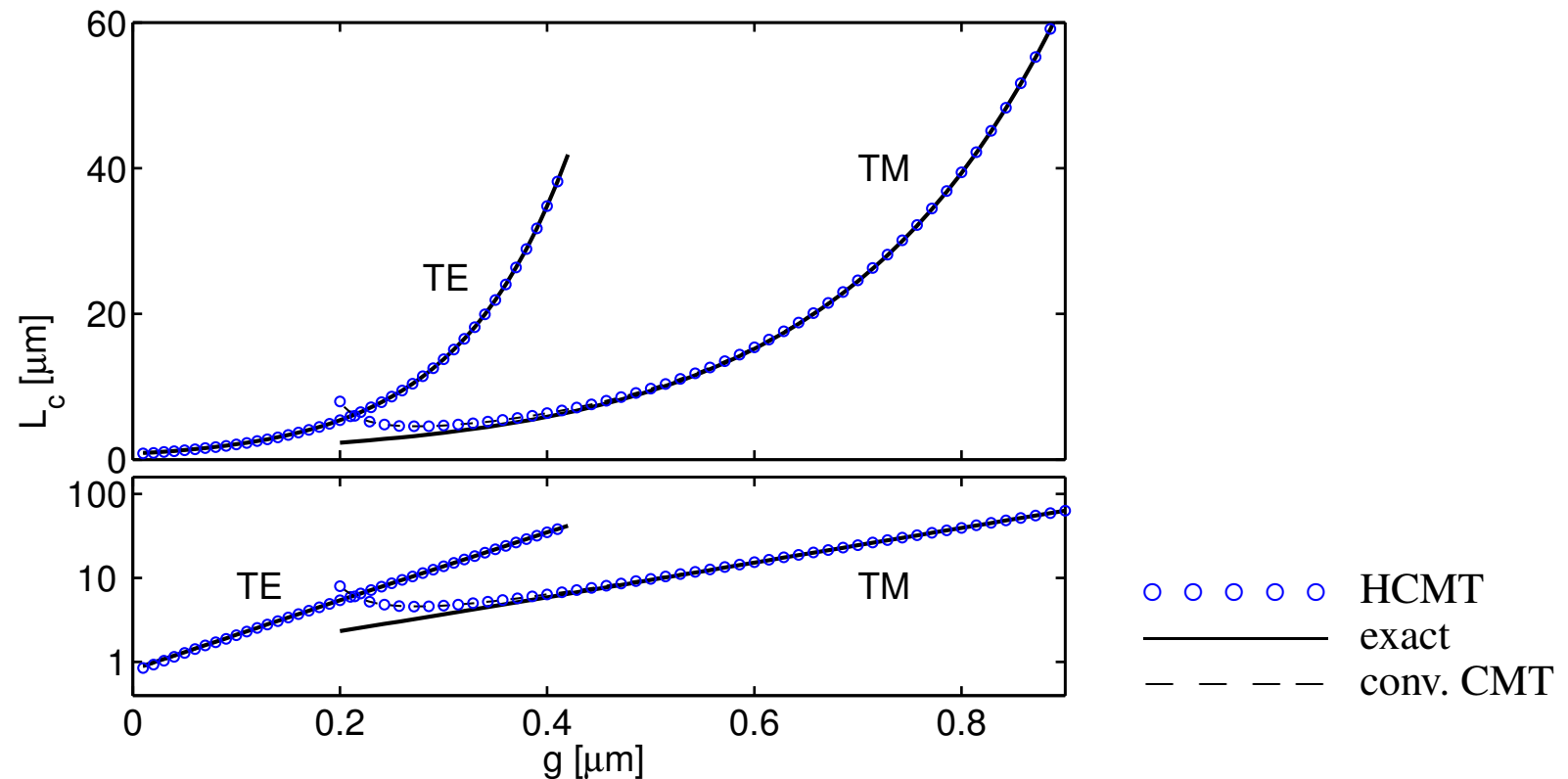
FEM discretization (TE):

$z \in [-20, 20] \mu\text{m}$, $\Delta z = 0.5 \mu\text{m}$,

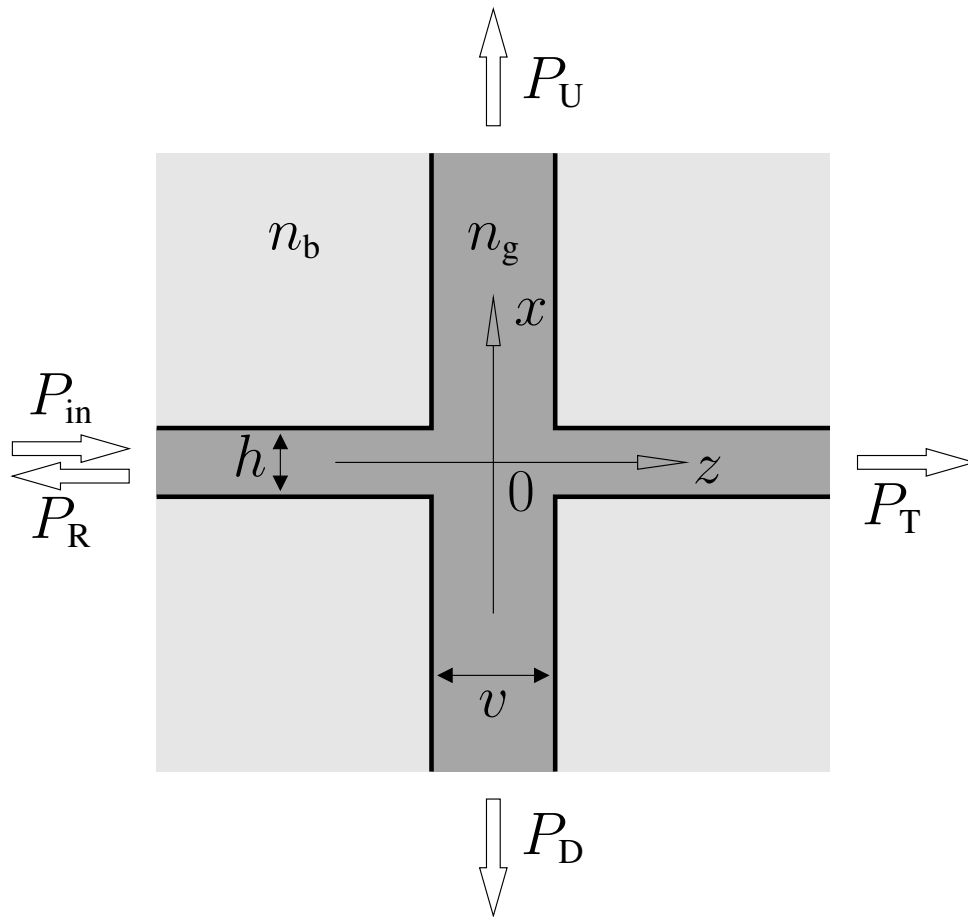
computational domain (TE):

$z \in [-20, 20] \mu\text{m}$, $x \in [-3.0, 3.0] \mu\text{m}$.

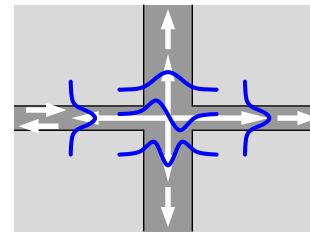
Coupling length:



Waveguide crossing



$n_g = 3.4$, $n_b = 1.45$, $\lambda = 1.55 \mu\text{m}$,
 $h = 0.2 \mu\text{m}$, v variable, TE polarization.



Basis elements:
 guided modes of the horizontal
 and vertical cores
 (directional variants).

FEM discretization:

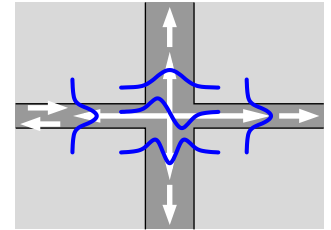
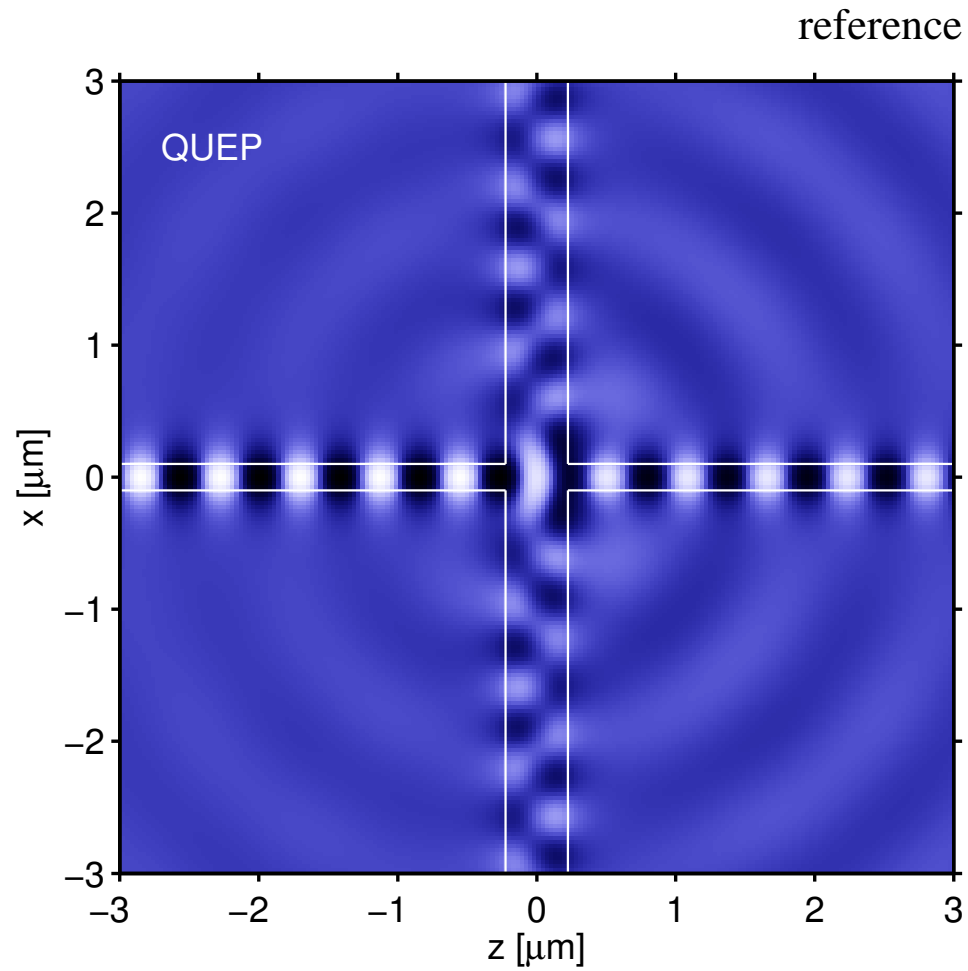
$z \in [v/2 - 1.5 \mu\text{m}, v/2 + 1.5 \mu\text{m}]$, $\Delta x = 0.025 \mu\text{m}$,
 $x \in [w/2 - 1.5 \mu\text{m}, w/2 + 1.5 \mu\text{m}]$, $\Delta z = 0.025 \mu\text{m}$.

Computational window:

$z \in [-4 \mu\text{m}, 4 \mu\text{m}]$, $x \in [-4 \mu\text{m}, 4 \mu\text{m}]$.

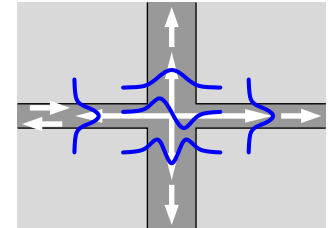
Waveguide crossing, fields (I)

$v = 0.45 \mu\text{m}$:

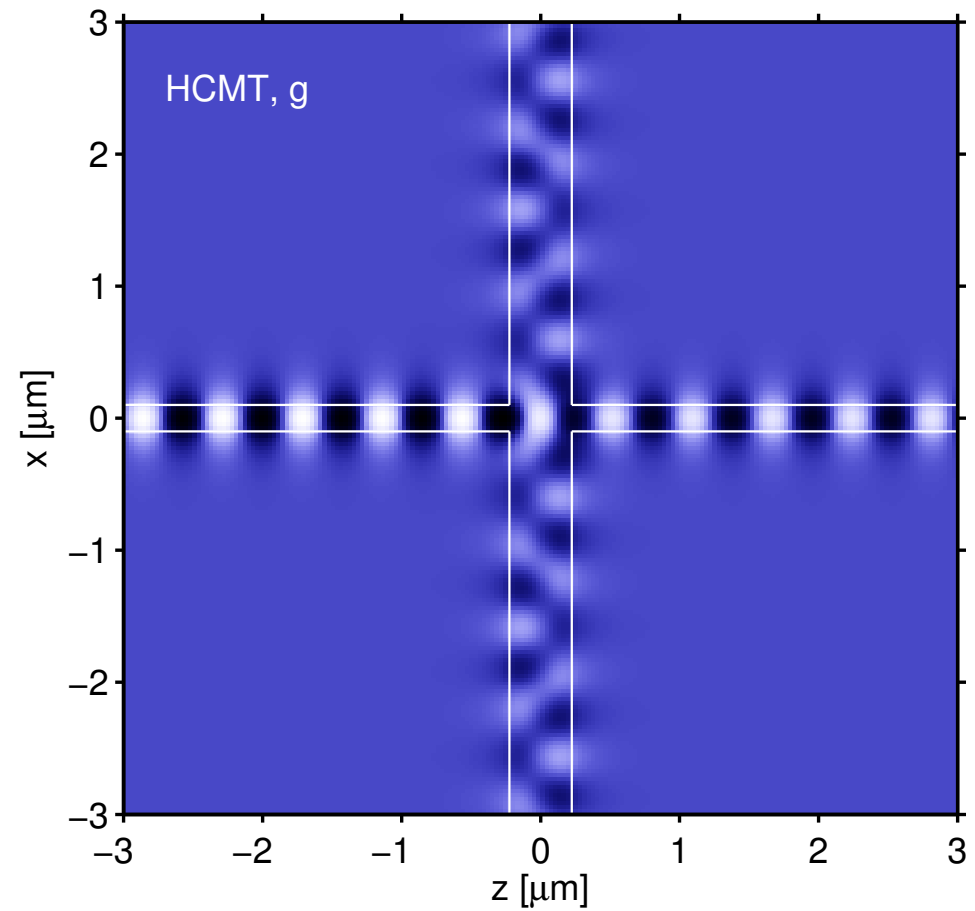
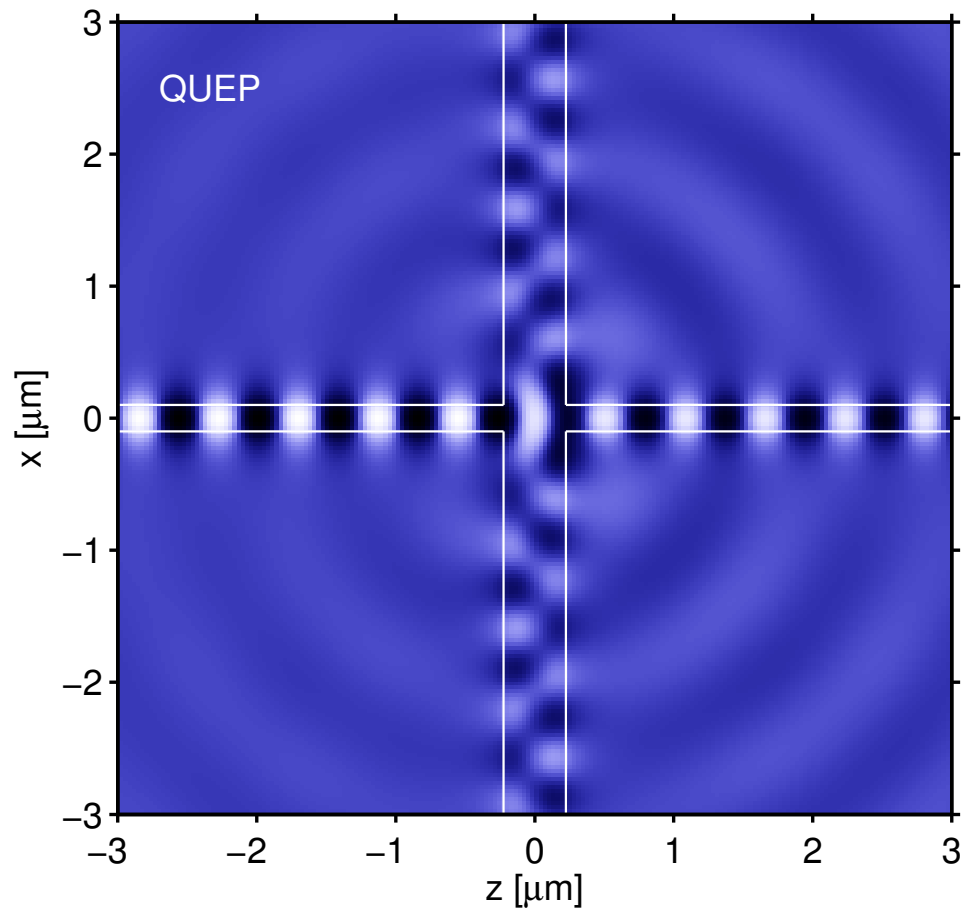


Waveguide crossing, fields (I)

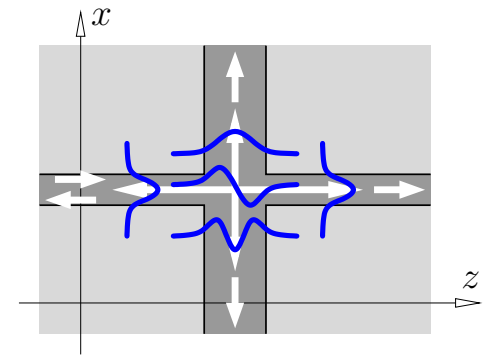
$v = 0.45 \mu\text{m}$:



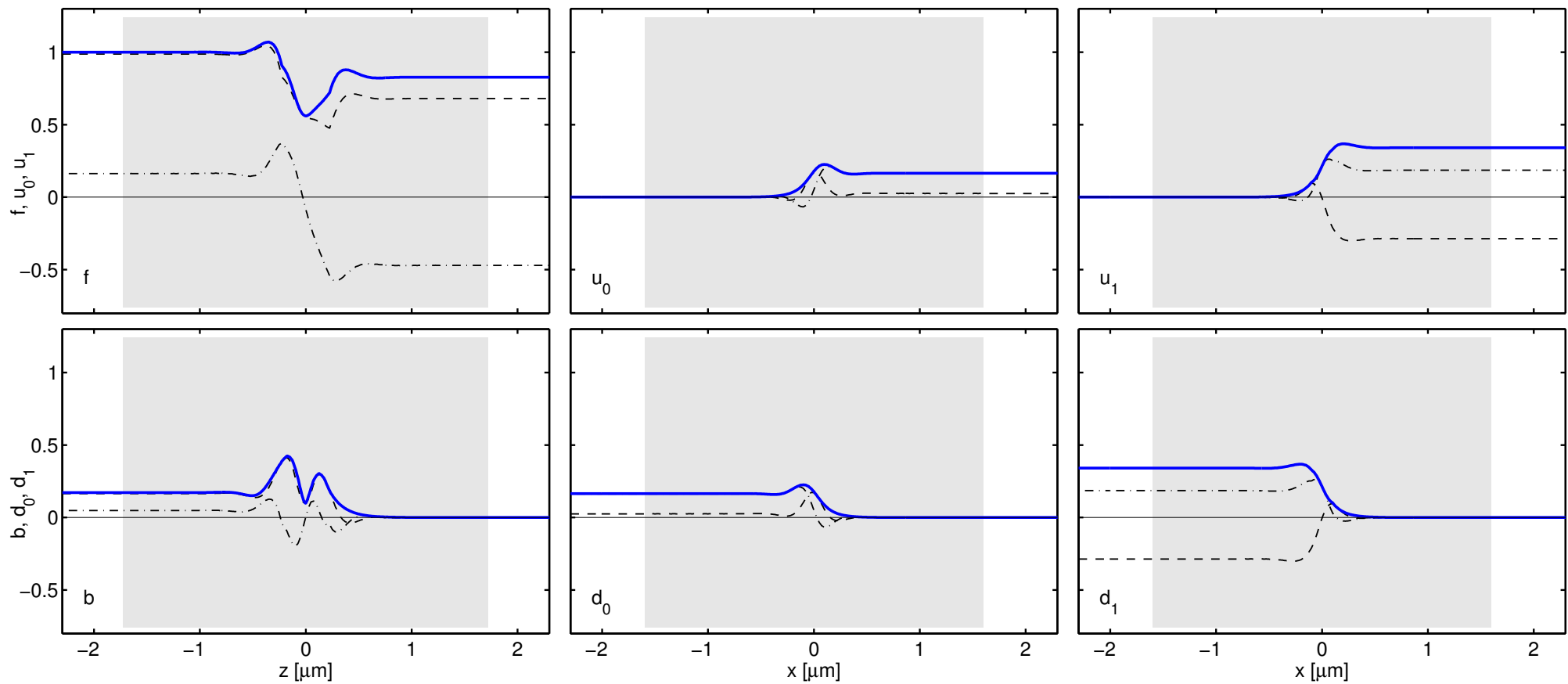
reference



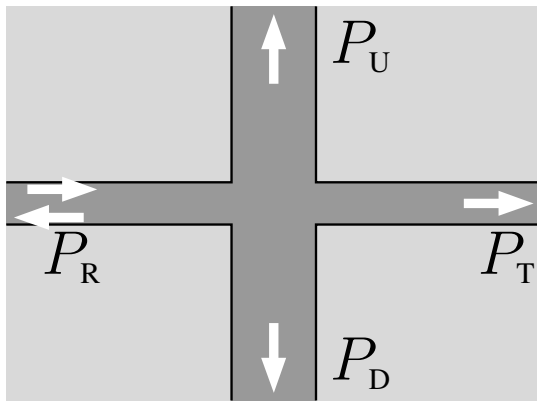
Waveguide crossing, amplitude functions



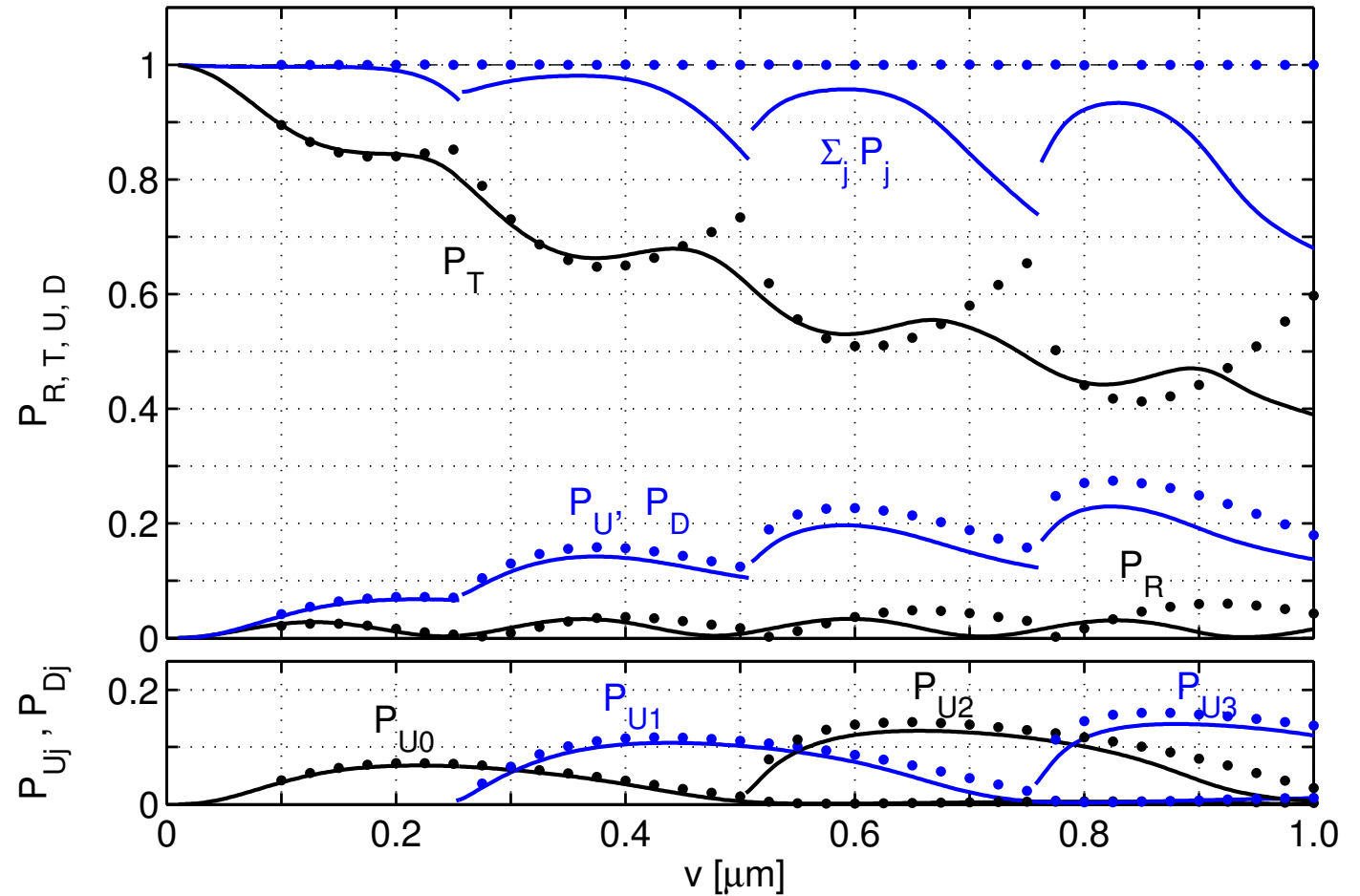
$v = 0.45 \mu\text{m}$:



Waveguide crossing, power transfer (I)

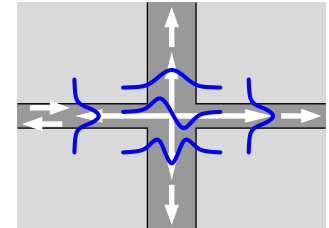


— QUEP, reference
 • • • • • HCMT

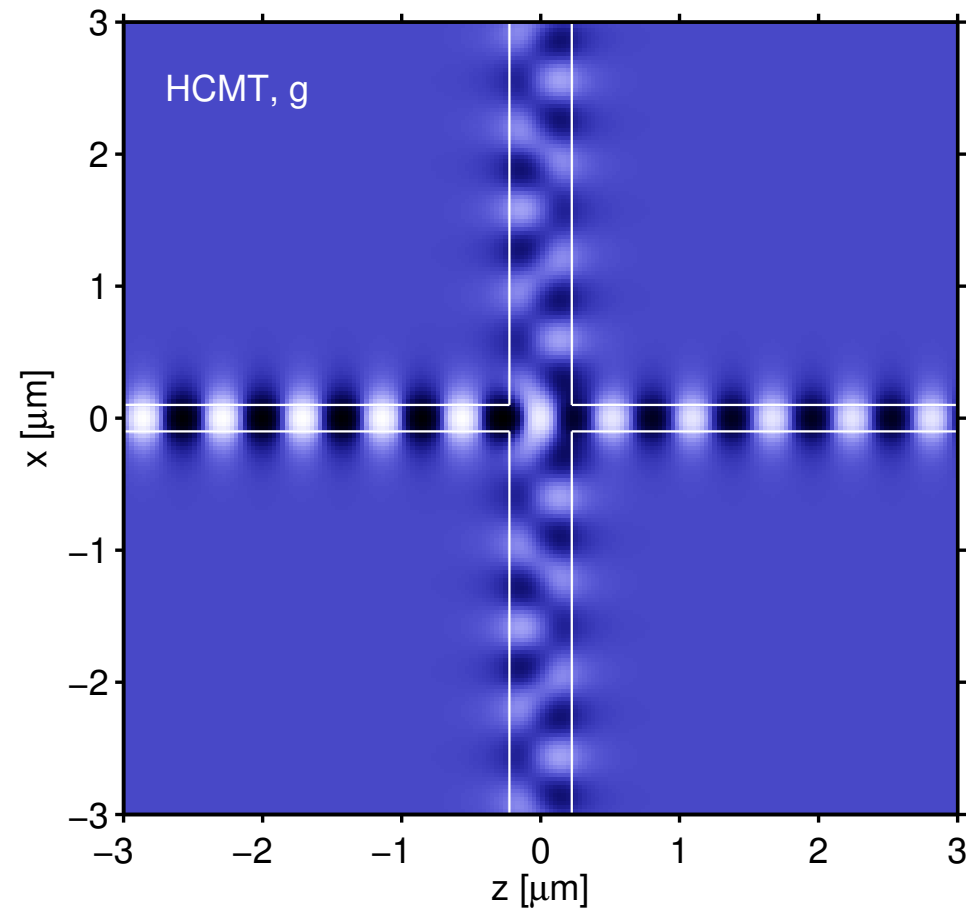
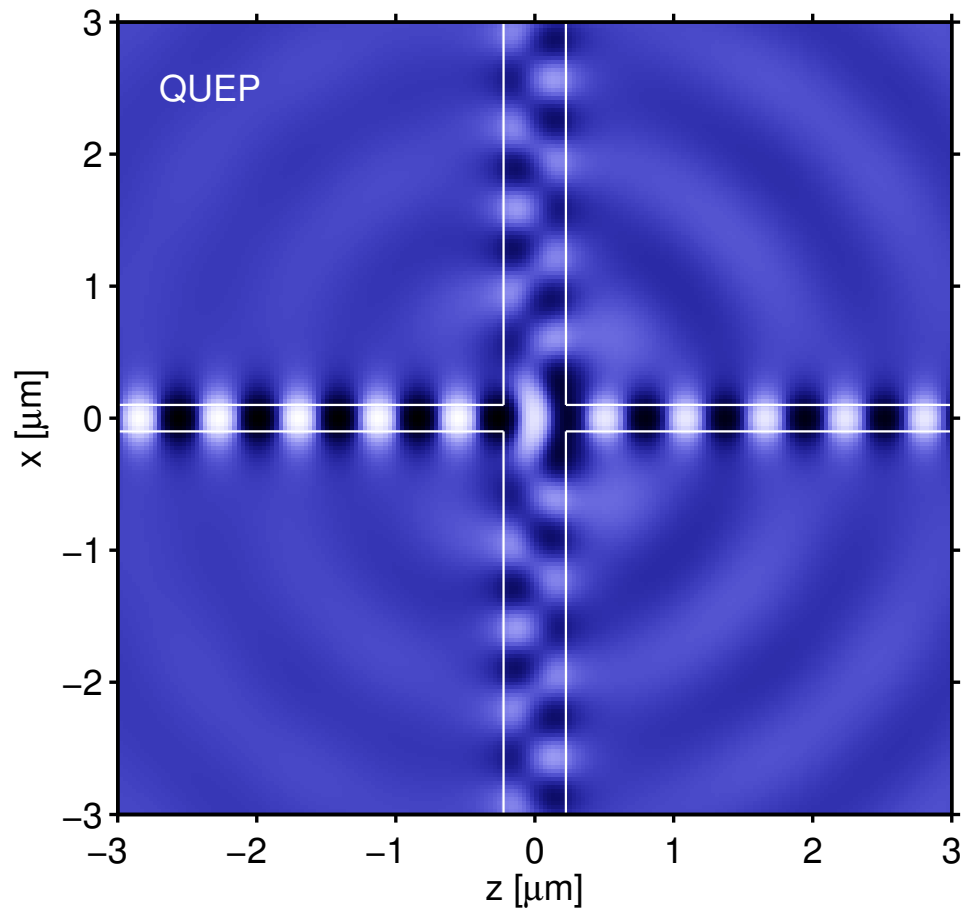


Waveguide crossing, fields (II)

$v = 0.45 \mu\text{m}$:

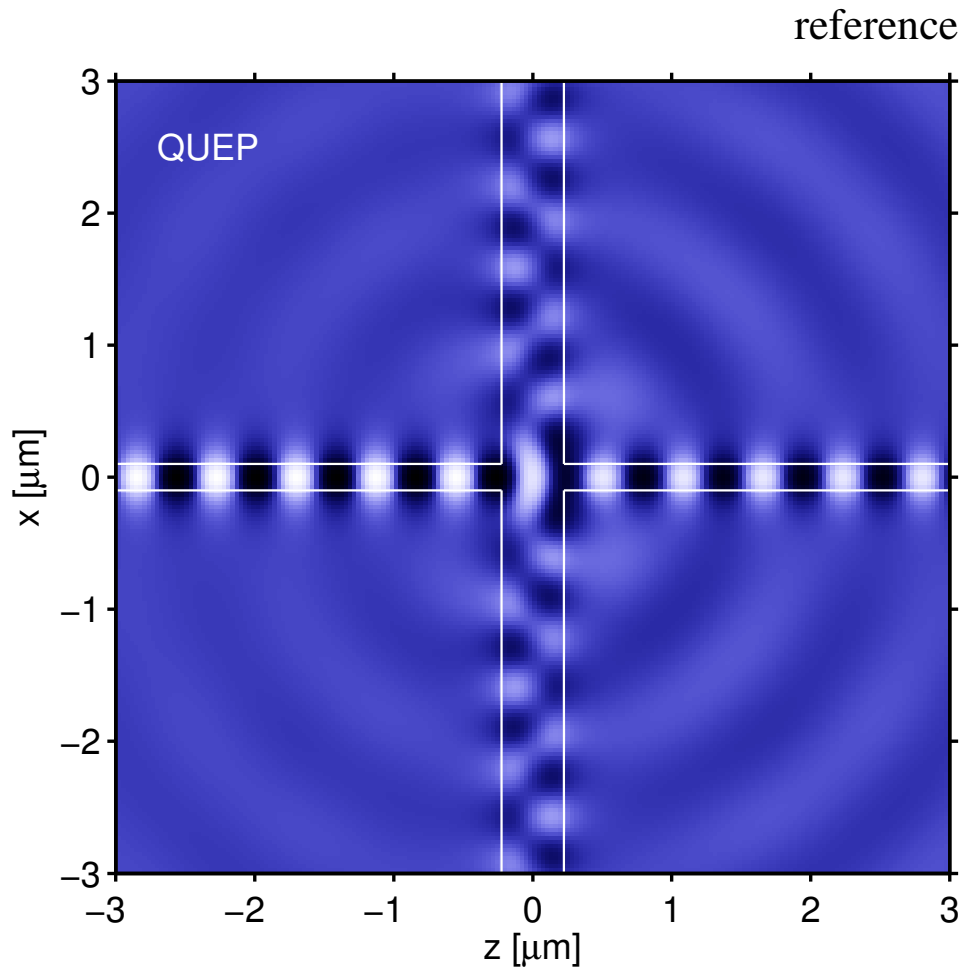


reference

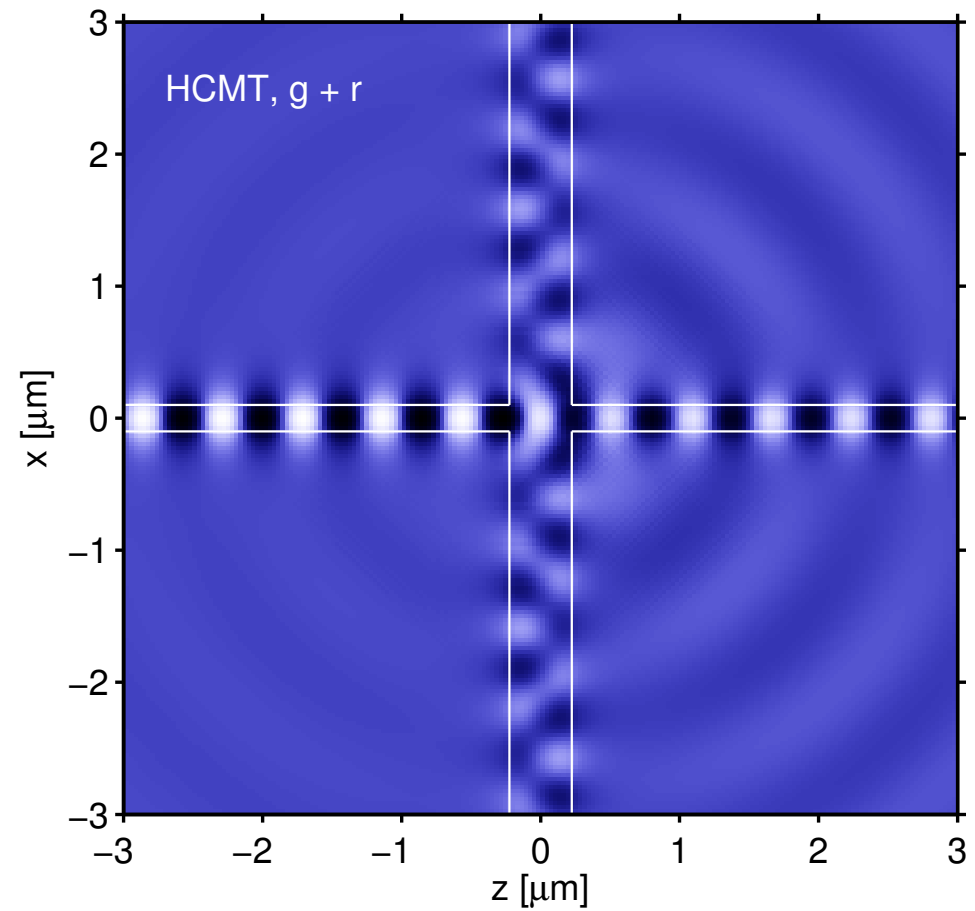
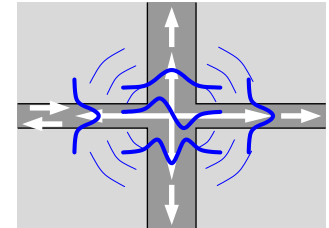


Waveguide crossing, fields (II)

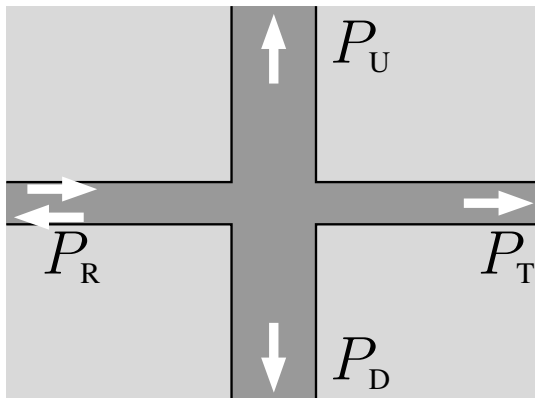
$v = 0.45 \mu\text{m}$:



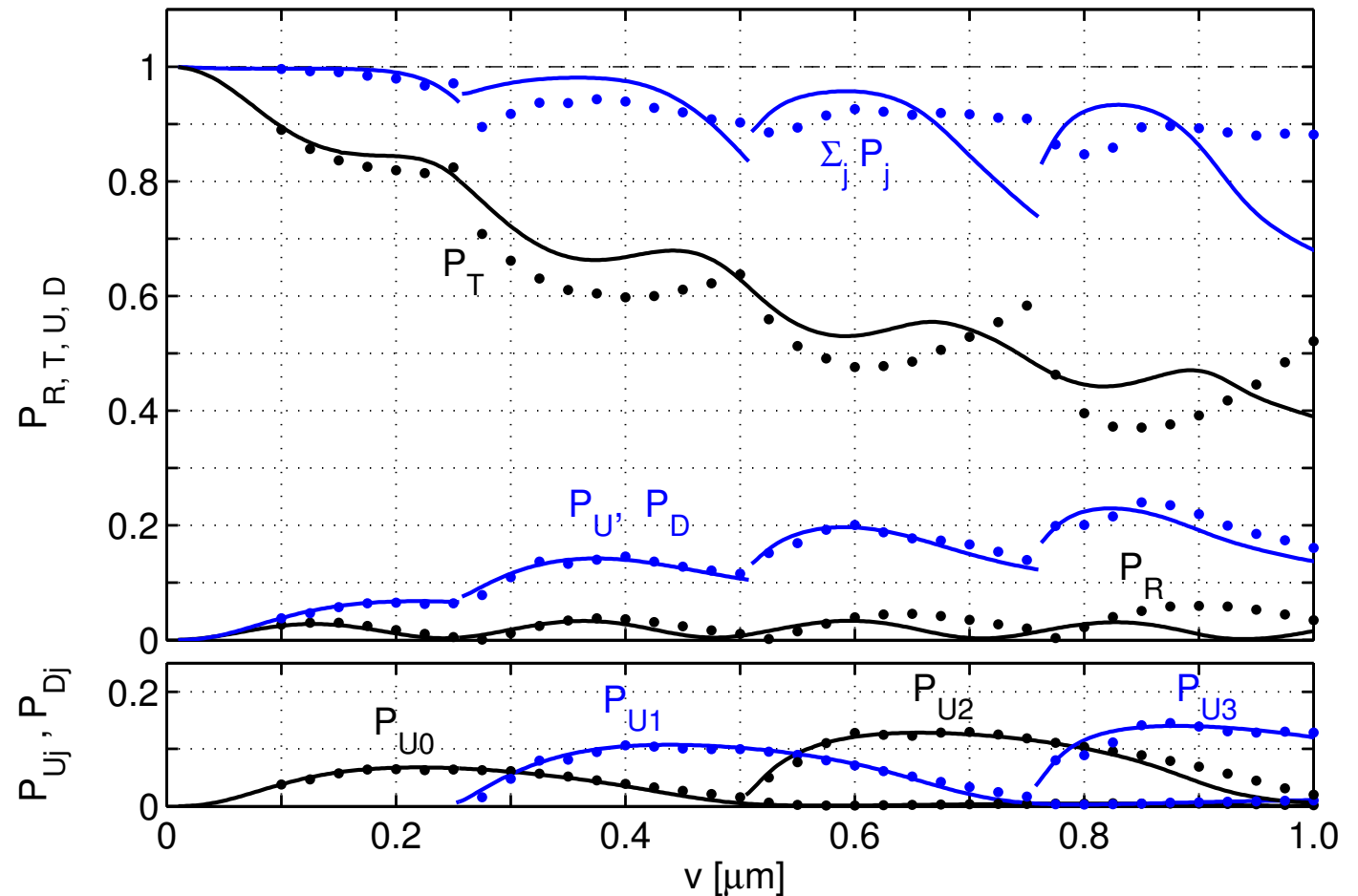
HCMT basis fields:
guided modes
+ 4 Gaussian beams,
outgoing along the diagonals.



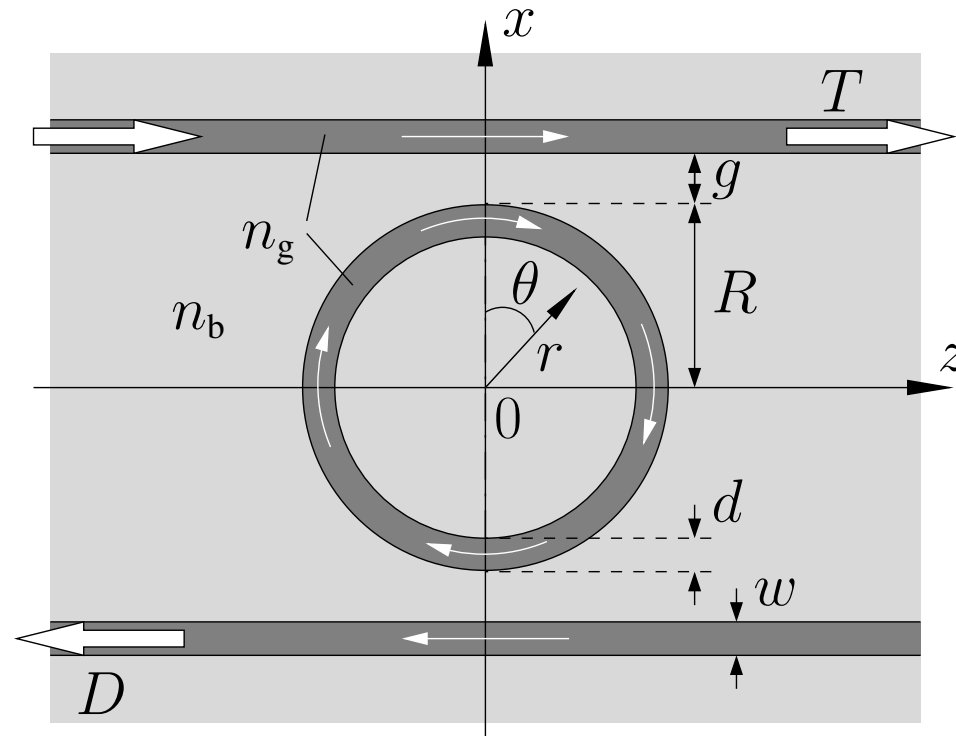
Waveguide crossing, power transfer (II)



- QUEP, reference
- • • • HCMT, incl. templates for radiated fields

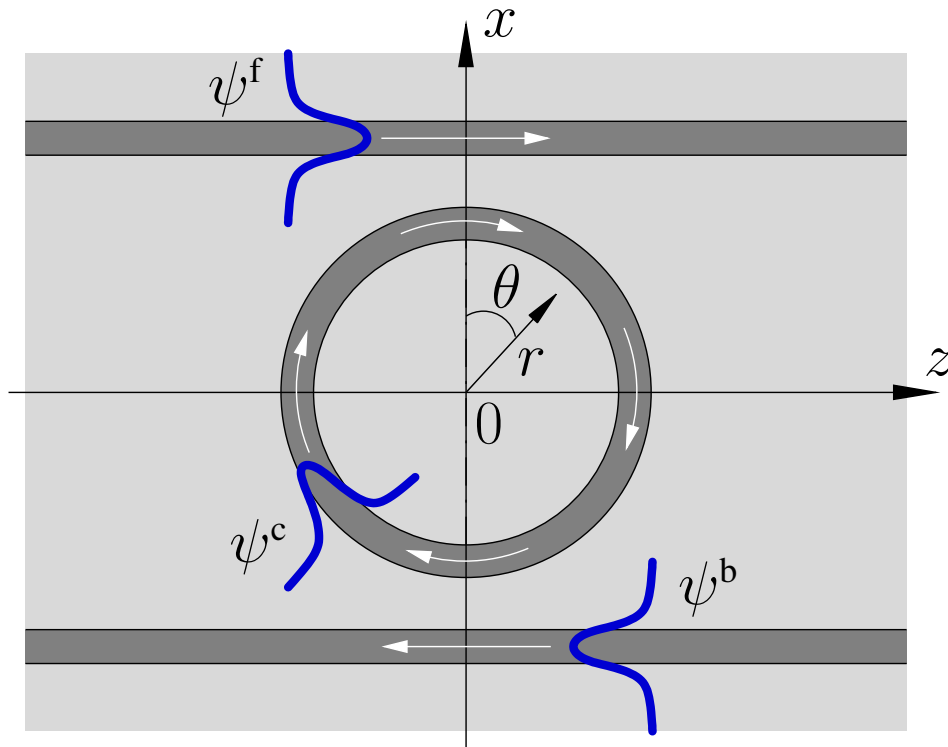


Ringresonator



TE, $R = 7.5 \mu\text{m}$, $w = 0.6 \mu\text{m}$, $d = 0.75 \mu\text{m}$, $g = 0.3 \mu\text{m}$, $n_g = 1.5$, $n_b = 1.0$, $\lambda \approx 1.55 \mu\text{m}$.

Ringresonator, field template



Basis elements:

- bus WGs:

$$\psi^{f,b}(x, z) = \begin{pmatrix} \tilde{E} \\ \tilde{H} \end{pmatrix}^{f,b}(x) e^{\mp i \beta z},$$

- cavity:

$$\psi^c(r, \theta) = \begin{pmatrix} \tilde{E} \\ \tilde{H} \end{pmatrix}^c(r) e^{\mp i \gamma R \theta},$$

$$\gamma R \rightarrow \text{floor}(\text{Re} \gamma R + 1/2),$$

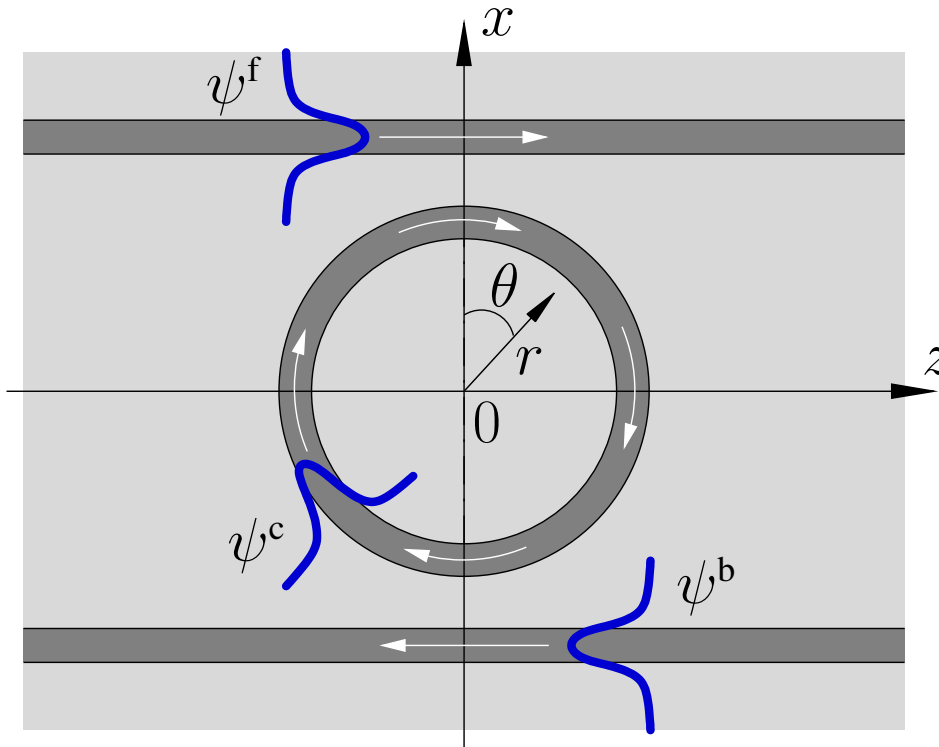
- further terms:

bidirectional propagation, higher order modes, other channels, etc..

$$\begin{pmatrix} E \\ H \end{pmatrix}(x, z) = f(z) \psi^f(x, z) + b(z) \psi^b(x, z) + c(\theta) \psi^c(r, \theta),$$

$$r = r(x, z), \theta = \theta(x, z). \quad f, b, c: ?$$

Ringresonator, HCMT procedure



1-D FEM discretization:

$$f(z) \rightarrow \{f_j\},$$

$$b(z) \rightarrow \{b_j\},$$

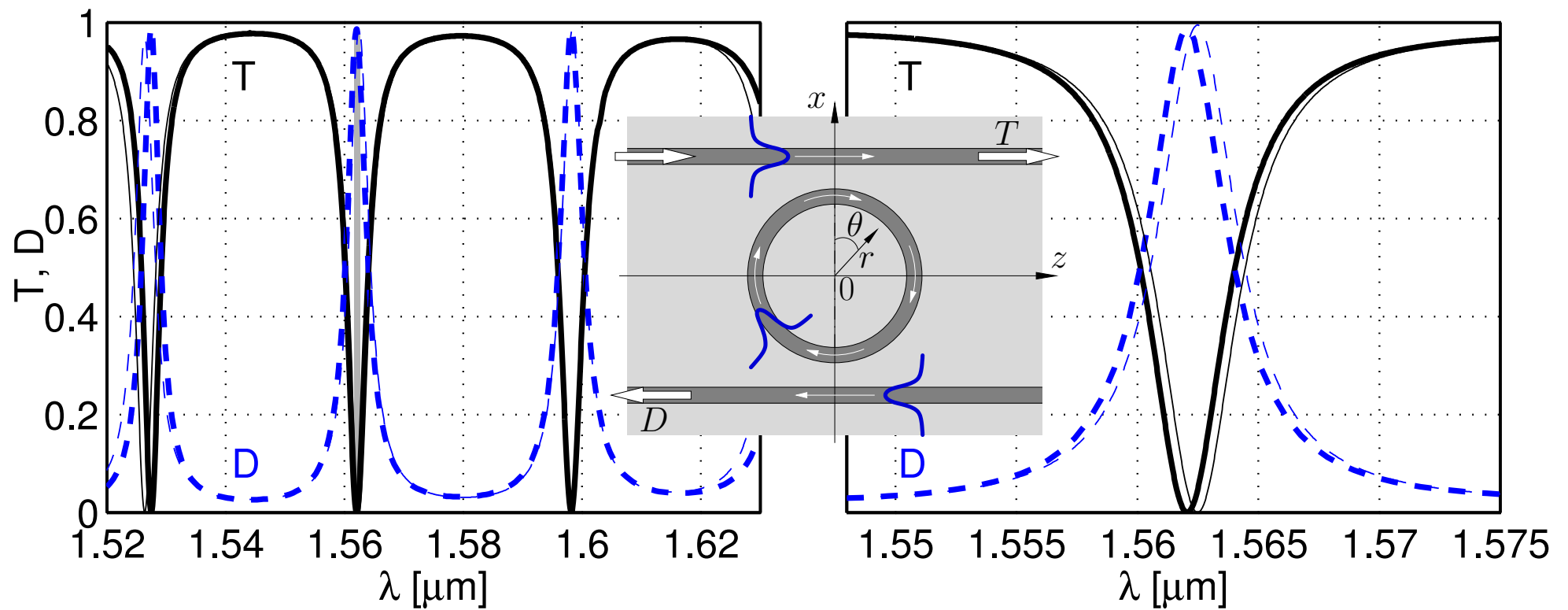
$$c(\theta) \rightarrow \{c_j\}, \quad \text{identify nodes } 0 \text{ and } N_\theta,$$

$$r \rightarrow r(x, z), \quad \theta \rightarrow \theta(x, z).$$

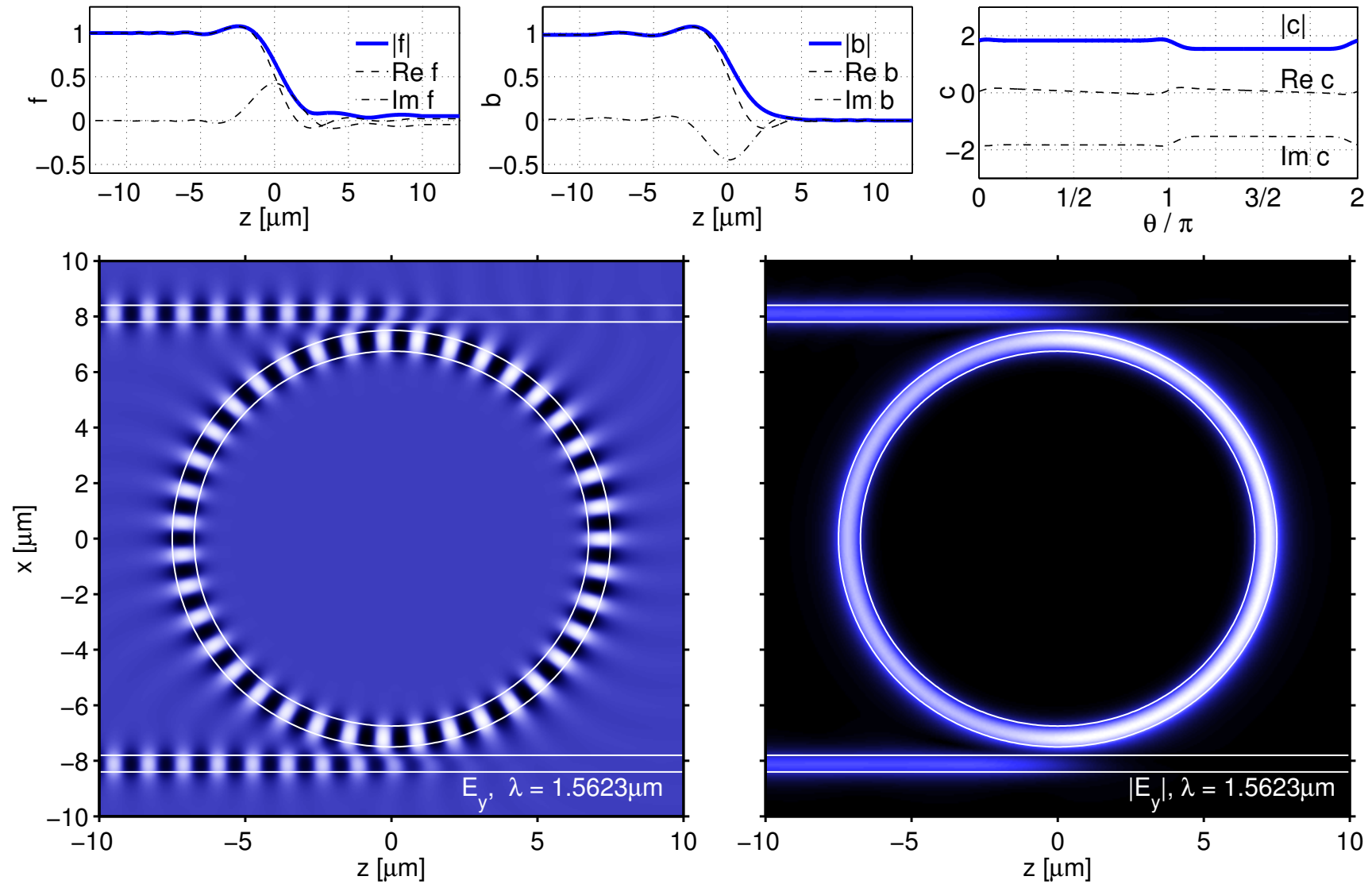
$$\begin{aligned} \left(\begin{matrix} E \\ H \end{matrix} \right)(x, z) &= \sum_k a_k \left(\alpha(\cdot) \psi \right)(x, z) =: \sum_k a_k \left(\begin{matrix} E_k \\ H_k \end{matrix} \right)(x, z), \\ k &\in \{\text{channels, modes, elements}\}, \quad a_k \in \{f_j, b_j, c_j\}. \end{aligned}$$

HCMT solution as before.

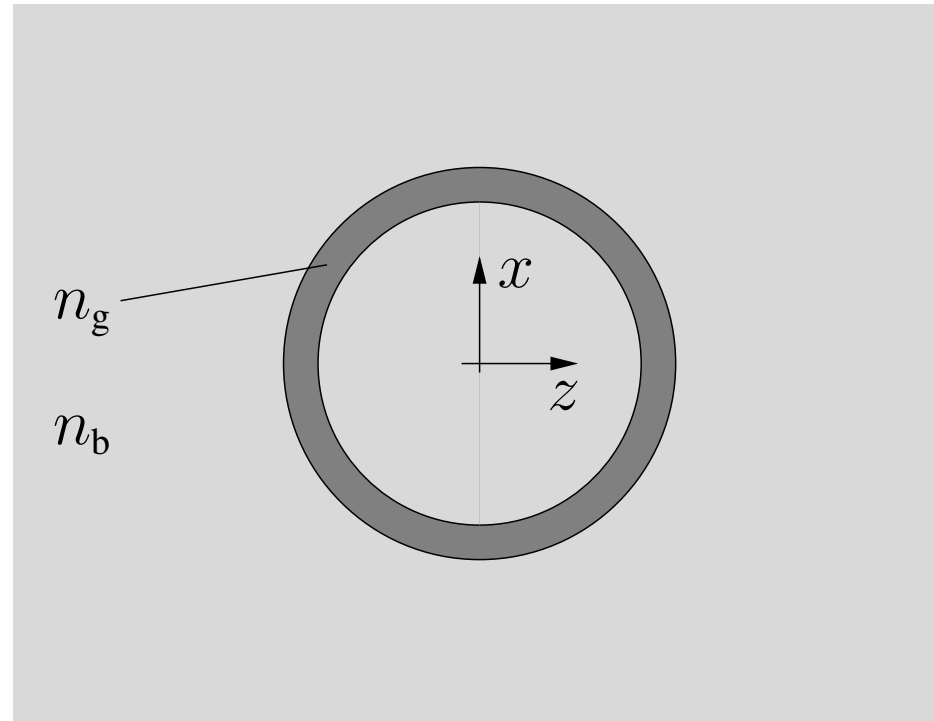
Single ring filter, spectral response



Single ring filter, resonance

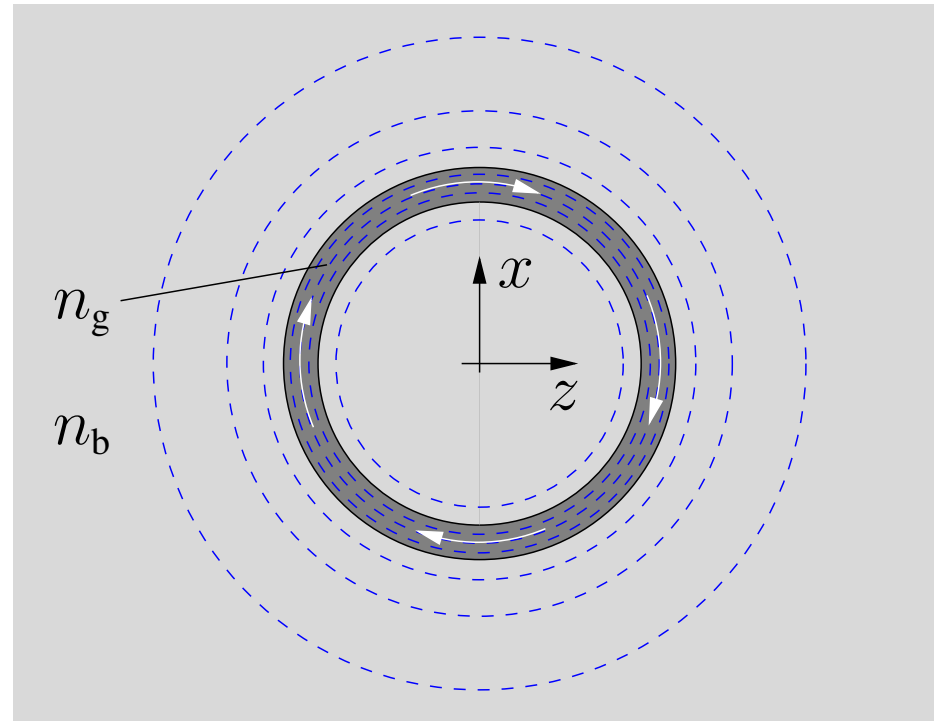


Excitation of whispering gallery resonances



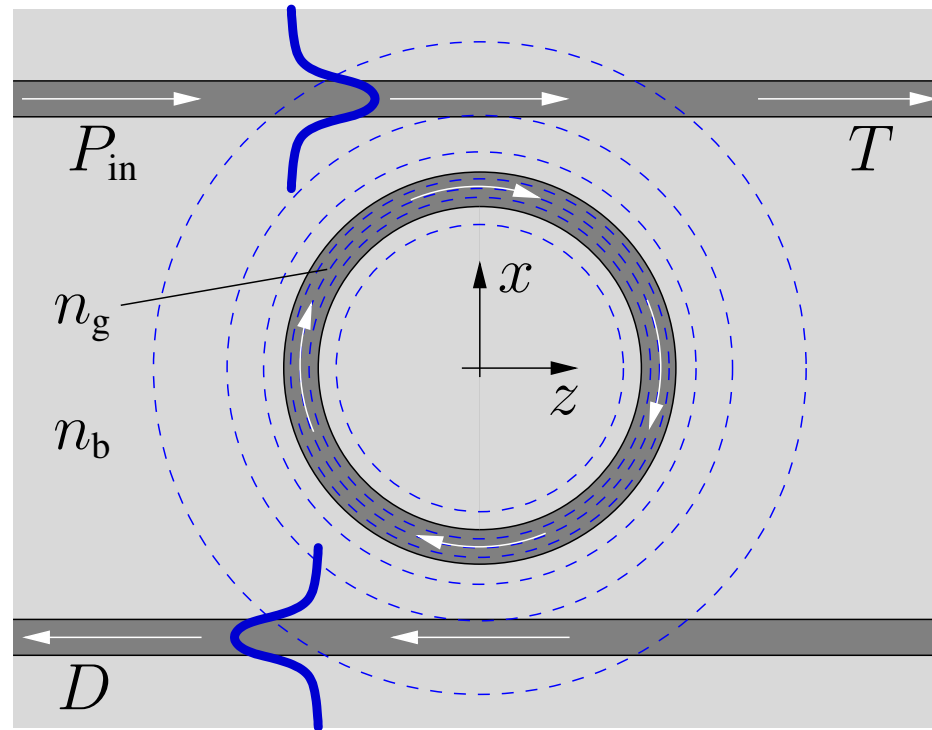
$$n_g > n_b$$

Excitation of whispering gallery resonances



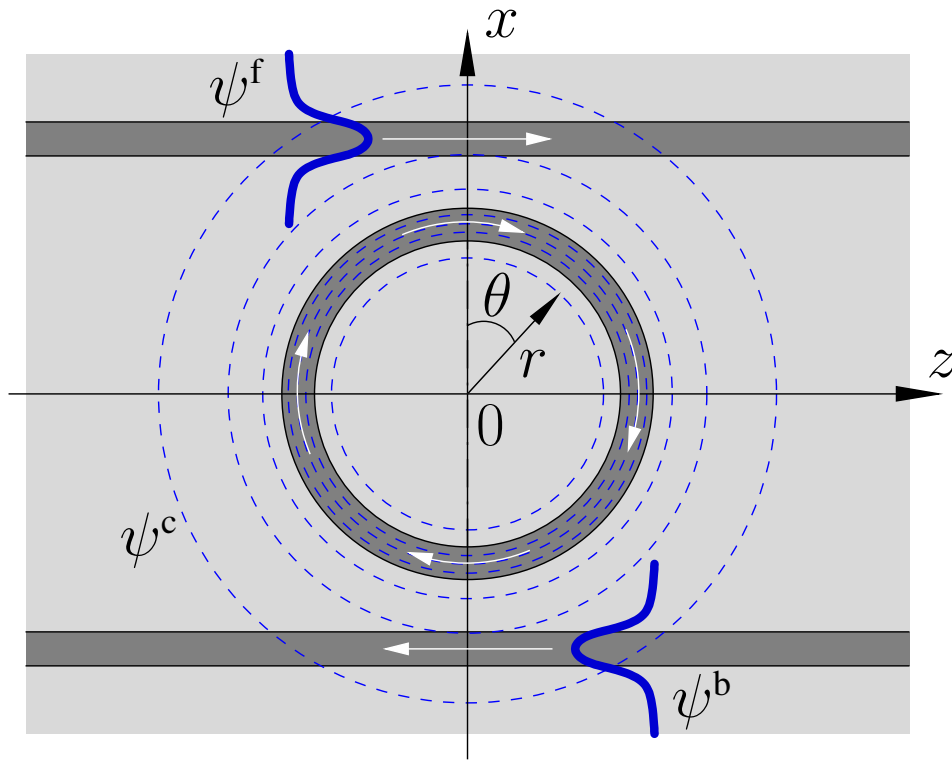
$$n_g > n_b , \quad \left\{ \omega_j^c, \left(\begin{array}{c} \tilde{\mathbf{E}} \\ \tilde{\mathbf{H}} \end{array} \right)_j^c(x, z) \right\}$$

Excitation of whispering gallery resonances



$$n_g > n_b, \quad \left\{ \omega_j^c, \left(\begin{array}{c} \tilde{\mathbf{E}} \\ \tilde{\mathbf{H}} \end{array} \right)_j^c(x, z) \right\}, \quad P_{in}(\omega) \text{ given: } T(\omega), D(\omega) = ?$$

Ringresonator, field template



- Frequency ω given, $\sim \exp(i\omega t)$.
- Bus channels:

$$\psi^{f,b}(x, z) = \begin{pmatrix} \tilde{E} \\ \tilde{H} \end{pmatrix}^{f,b}(x) e^{\mp i\beta z}.$$
- Cavity, WGMs:

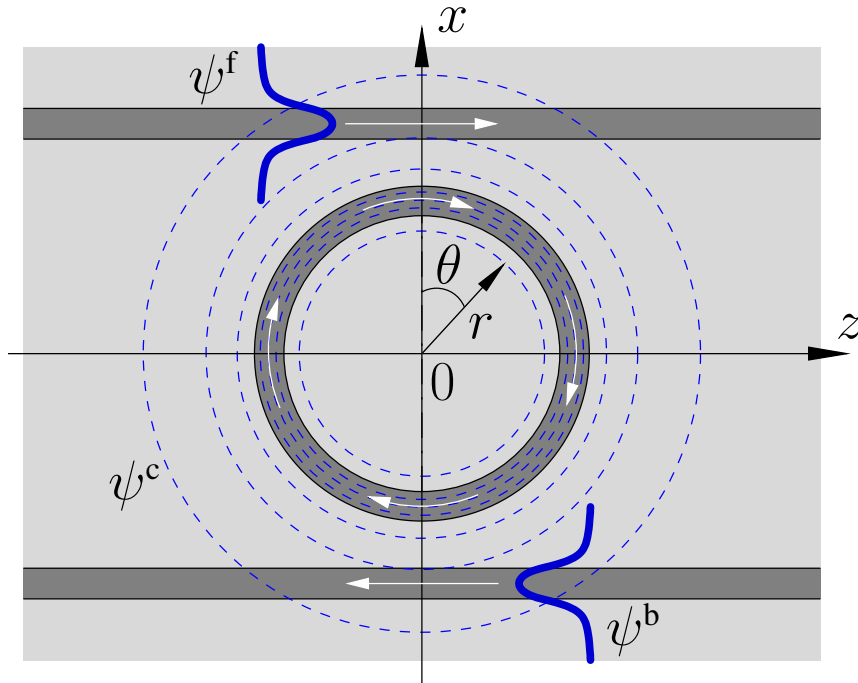
$$\psi_j^c(r, \theta) = \begin{pmatrix} \tilde{E} \\ \tilde{H} \end{pmatrix}_j^c(r) e^{-im_j\theta},$$

$$m_j \in \mathbb{Z}.$$
- Further terms:
 bidirectional propagation, higher order modes, other channels, etc..

$$\begin{pmatrix} E \\ H \end{pmatrix}(x, z) = f(z) \psi^f(x, z) + b(z) \psi^b(x, z) + \sum_j c_j \psi_j^c(r, \theta),$$

$$r = r(x, z), \theta = \theta(x, z). \quad f, b, c_j : ?$$

Ringresonator, HCMT procedure



Channels: 1-D FEM discretization,

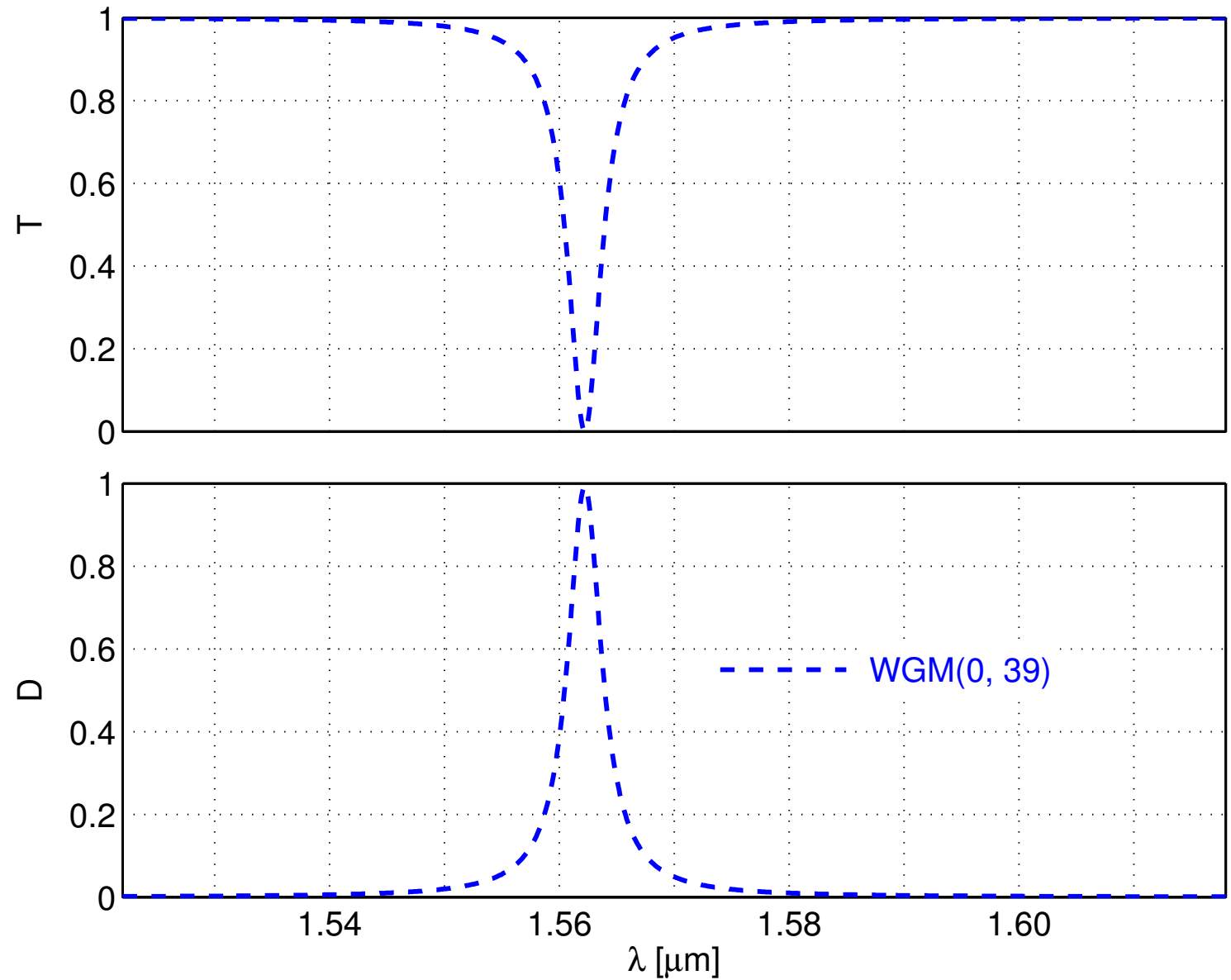
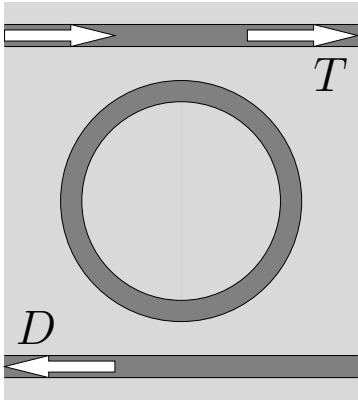
$$f(z) \rightarrow \{f_j\},$$

$$b(z) \rightarrow \{b_j\}.$$

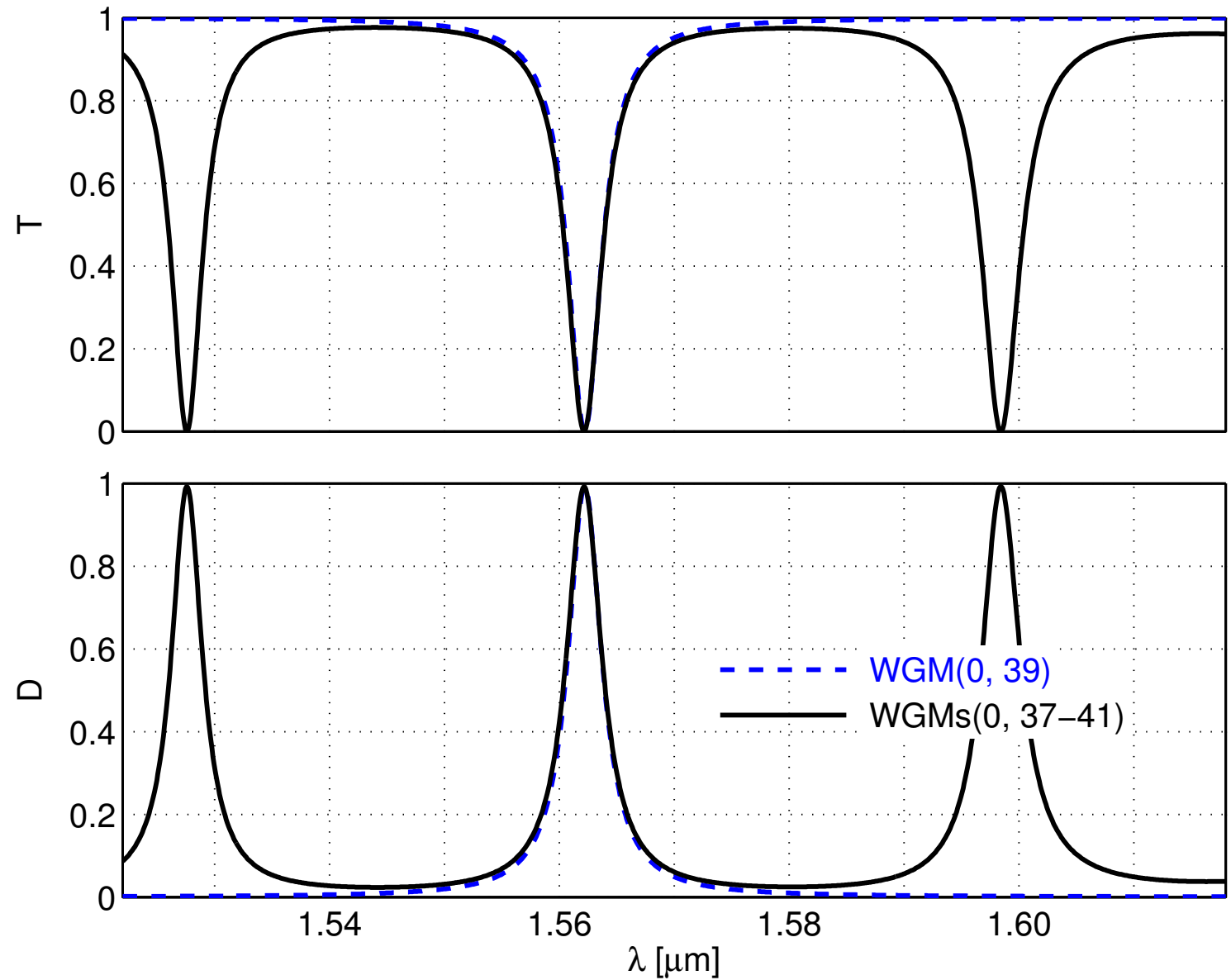
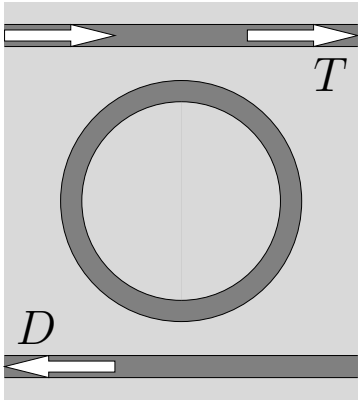
$$\begin{aligned} \left(\begin{matrix} \mathbf{E} \\ \mathbf{H} \end{matrix} \right)(x, z) &= \sum_j f_j (\alpha_j \psi_j^f)(x, z) + \sum_j b_j (\alpha_j \psi_j^b)(x, z) + \sum_j c_j \psi_j^c(x, z) \\ &=: \sum_k a_k \left(\begin{matrix} \mathbf{E}_k \\ \mathbf{H}_k \end{matrix} \right)(x, z), \end{aligned} \quad a_k \in \{f_j, b_j, c_j\}.$$

HCMT solution as before.

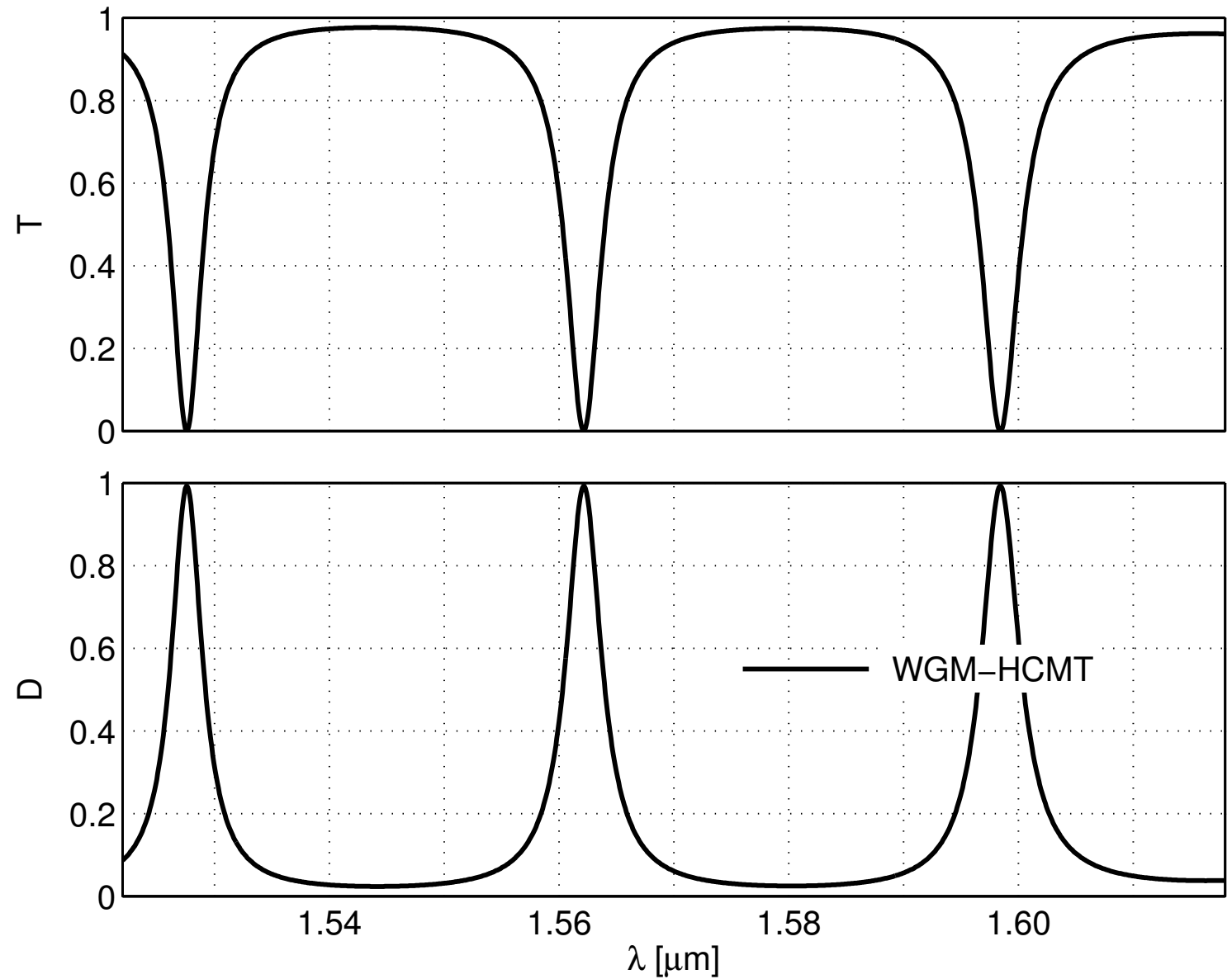
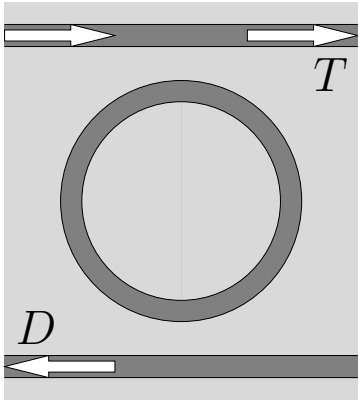
Single ring filter, spectral response



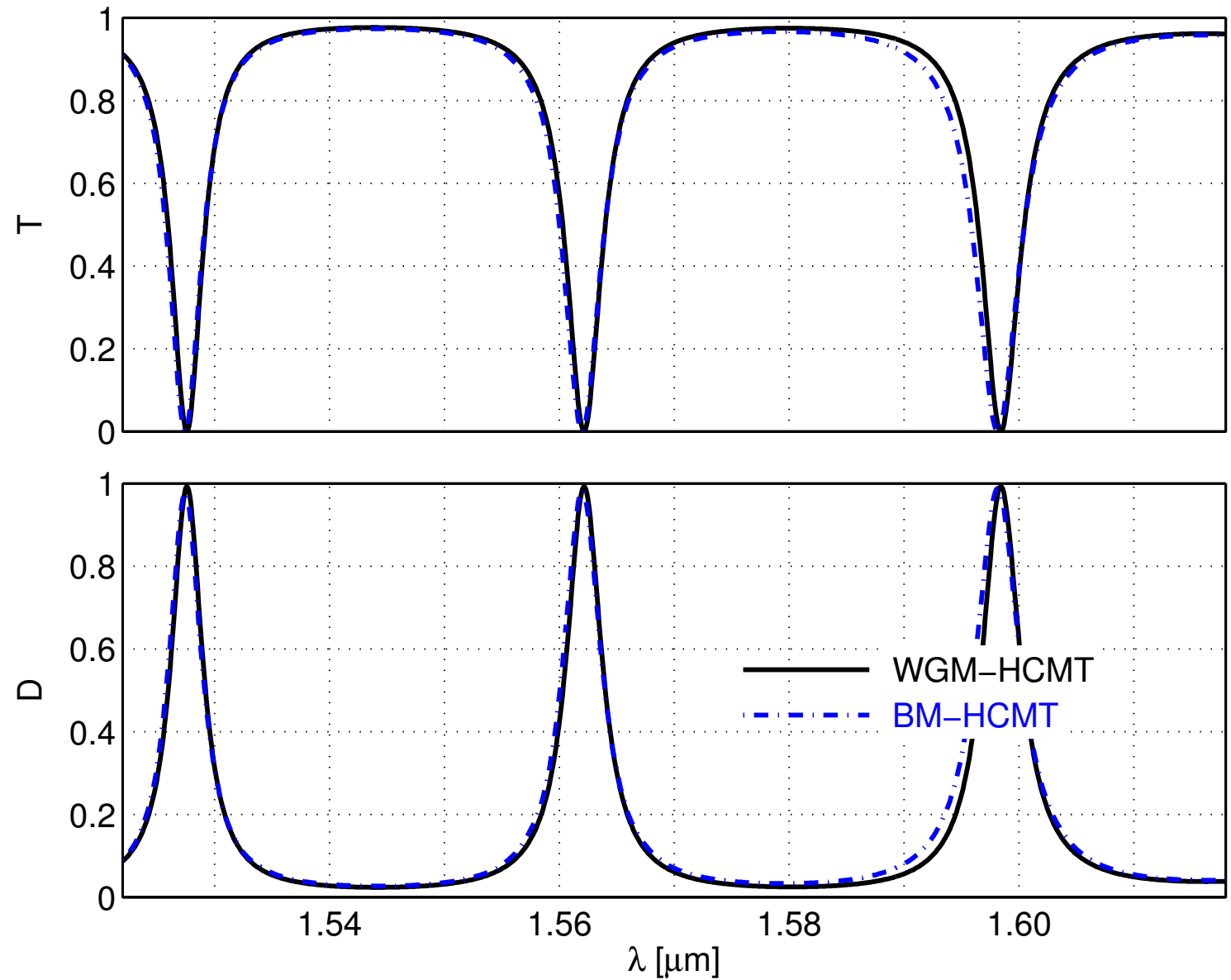
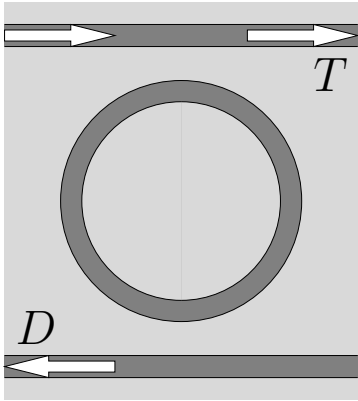
Single ring filter, spectral response



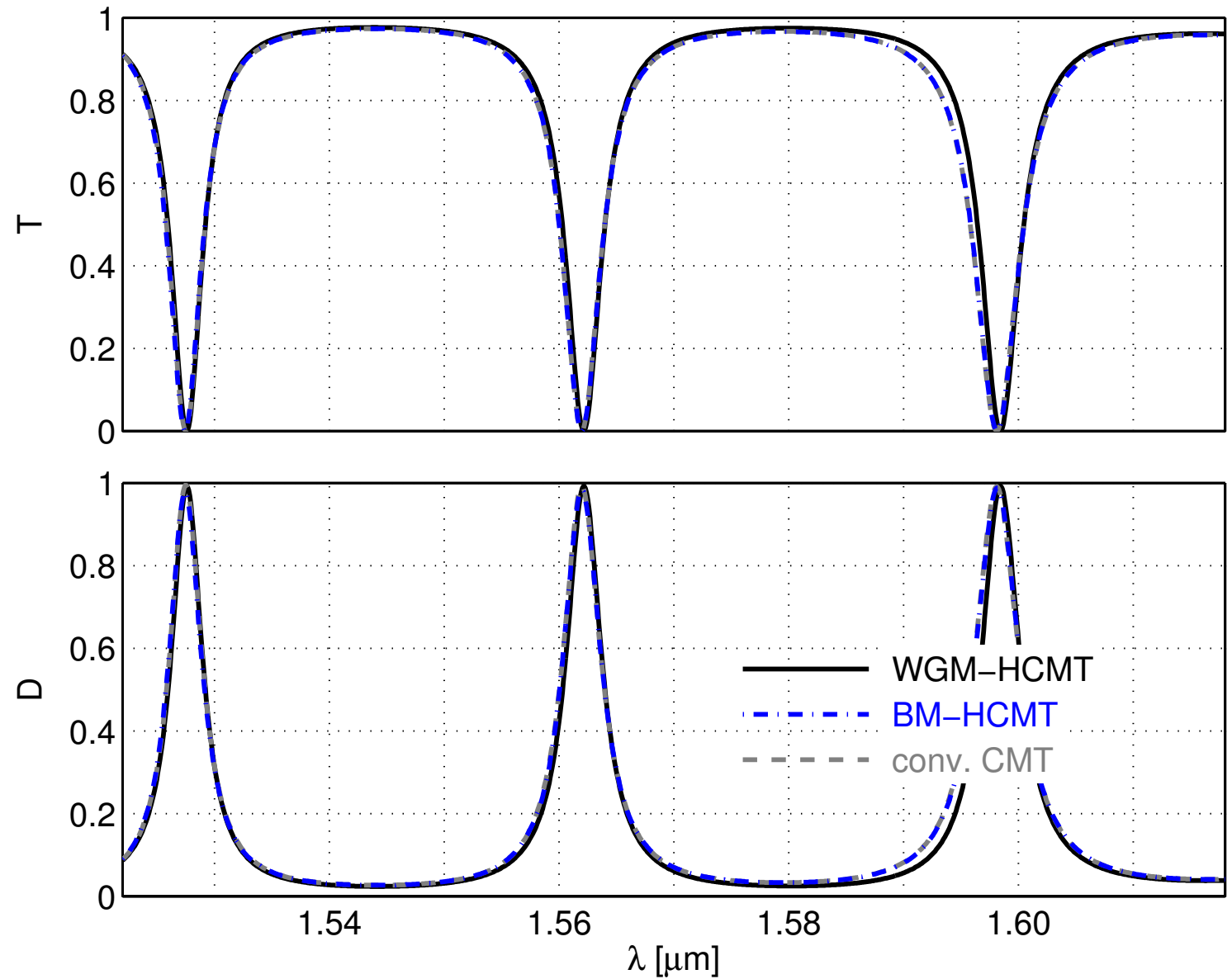
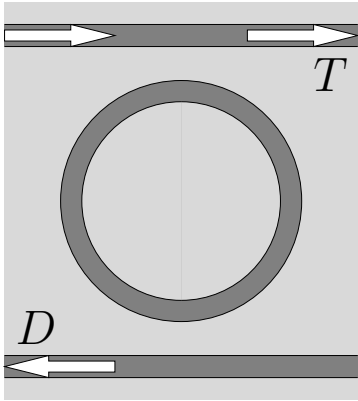
Single ring filter, benchmark



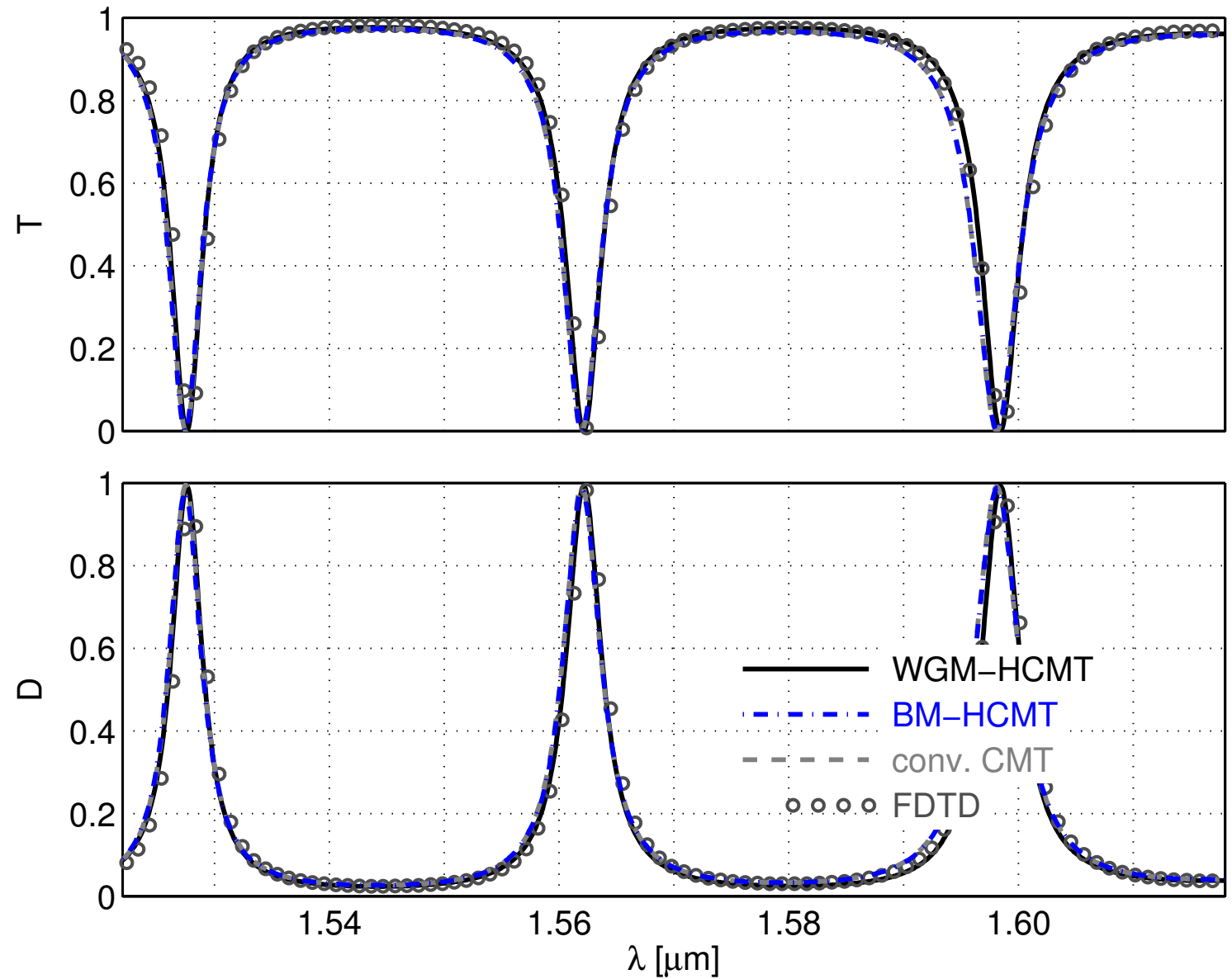
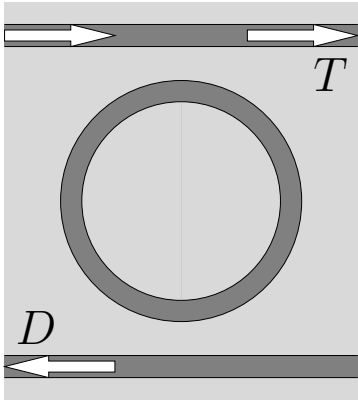
Single ring filter, benchmark



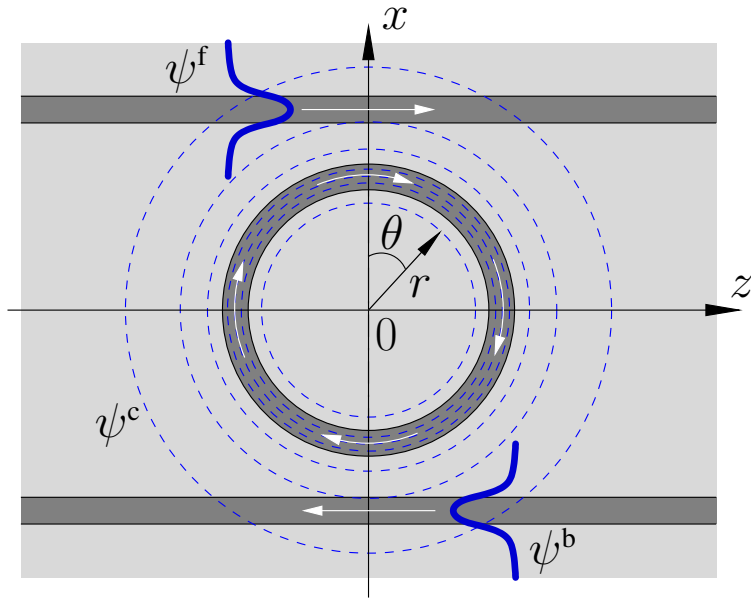
Single ring filter, benchmark



Single ring filter, benchmark

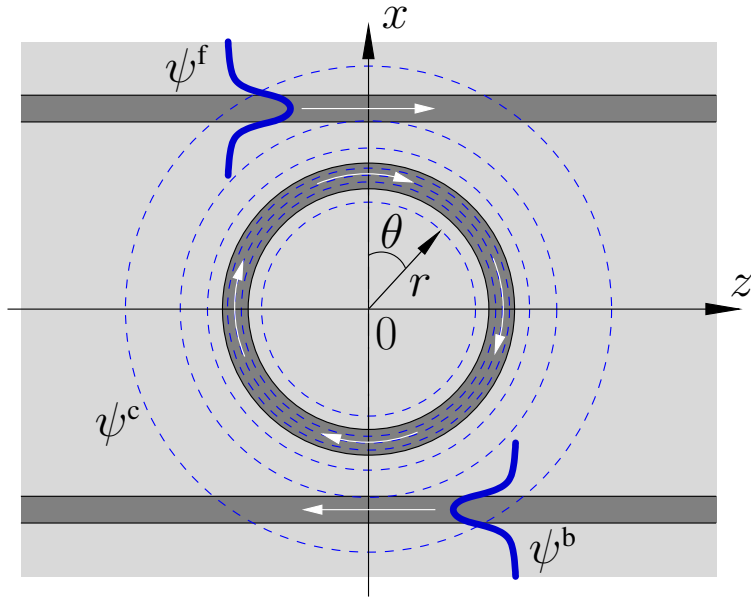


Single ring filter, WGM amplitudes

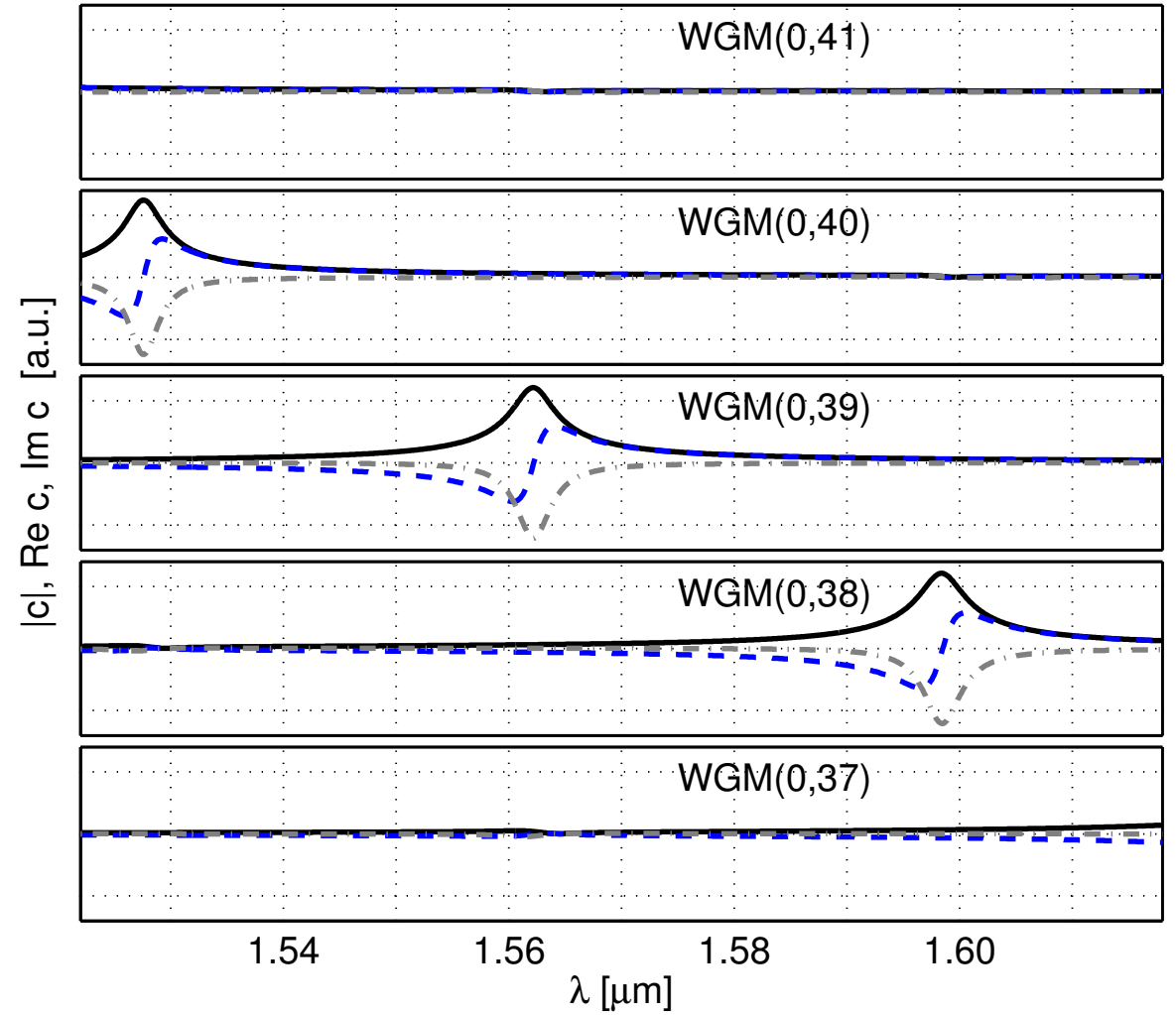


$$\begin{pmatrix} E \\ H \end{pmatrix}(x, z) = f(z) \psi^f(x, z) + b(z) \psi^b(x, z) + \sum_j c_j \psi_j'^c(x, z)$$

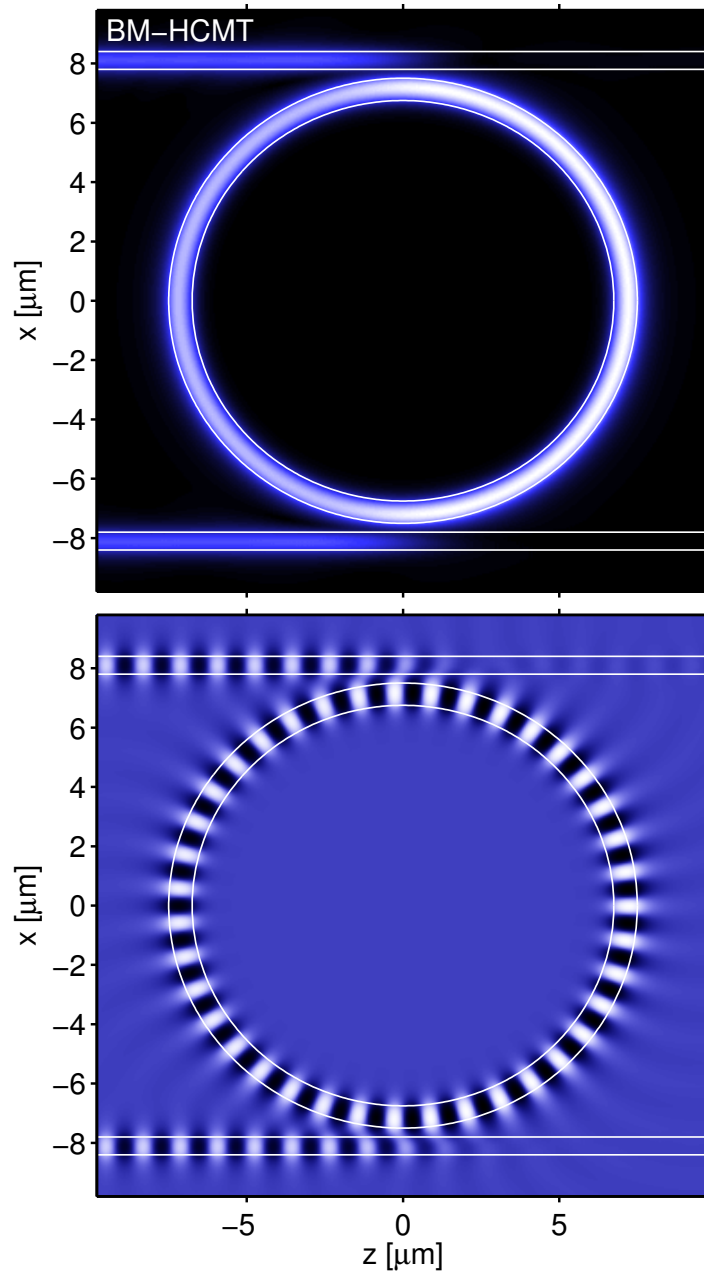
Single ring filter, WGM amplitudes



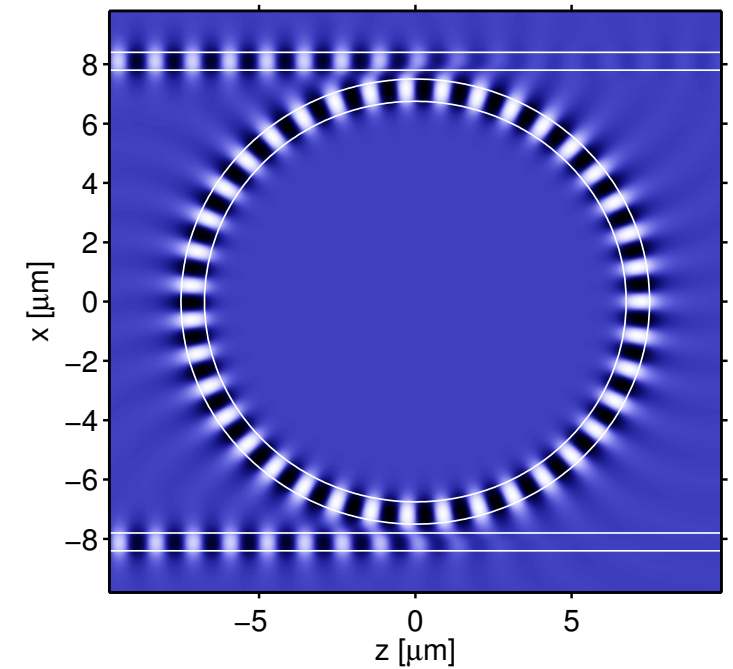
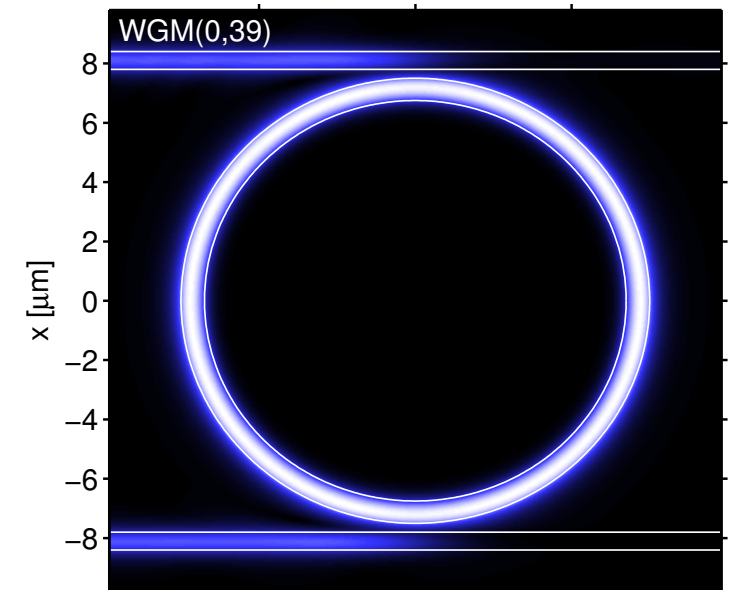
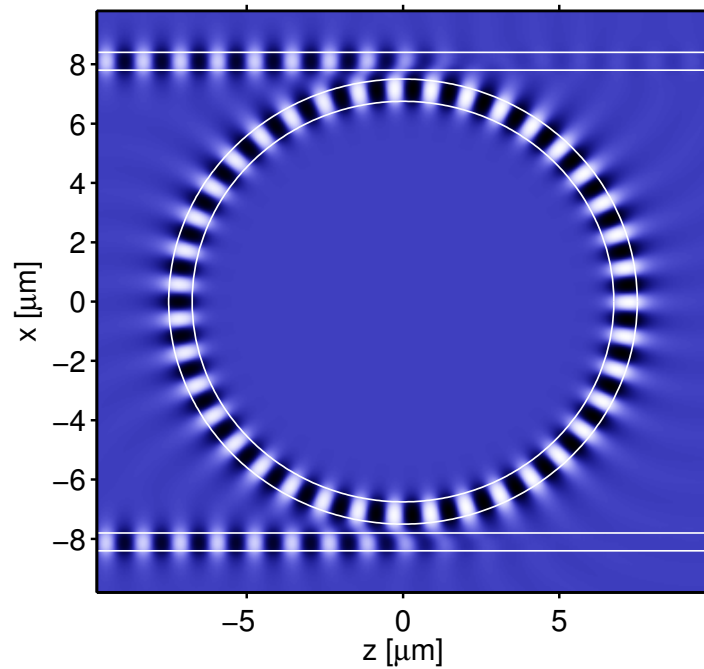
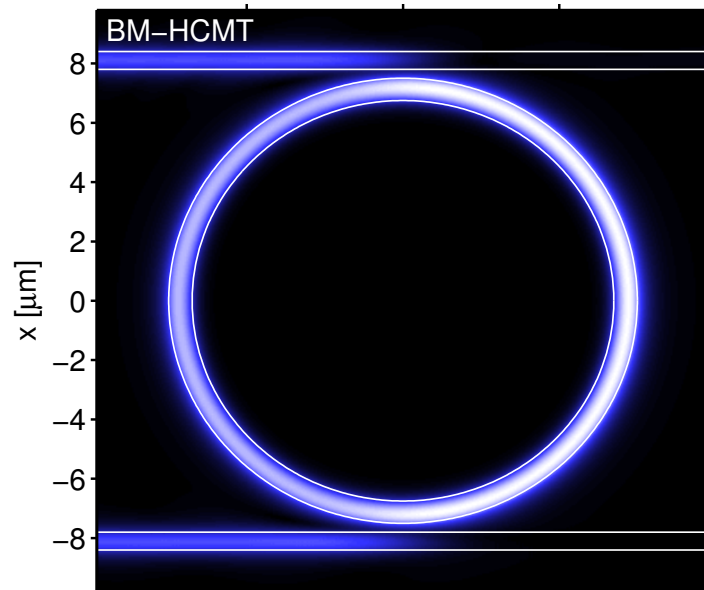
$$\begin{pmatrix} E \\ H \end{pmatrix}(x, z) = f(z) \psi^f(x, z) + b(z) \psi^b(x, z) + \sum_j c_j \psi_j'^c(x, z)$$



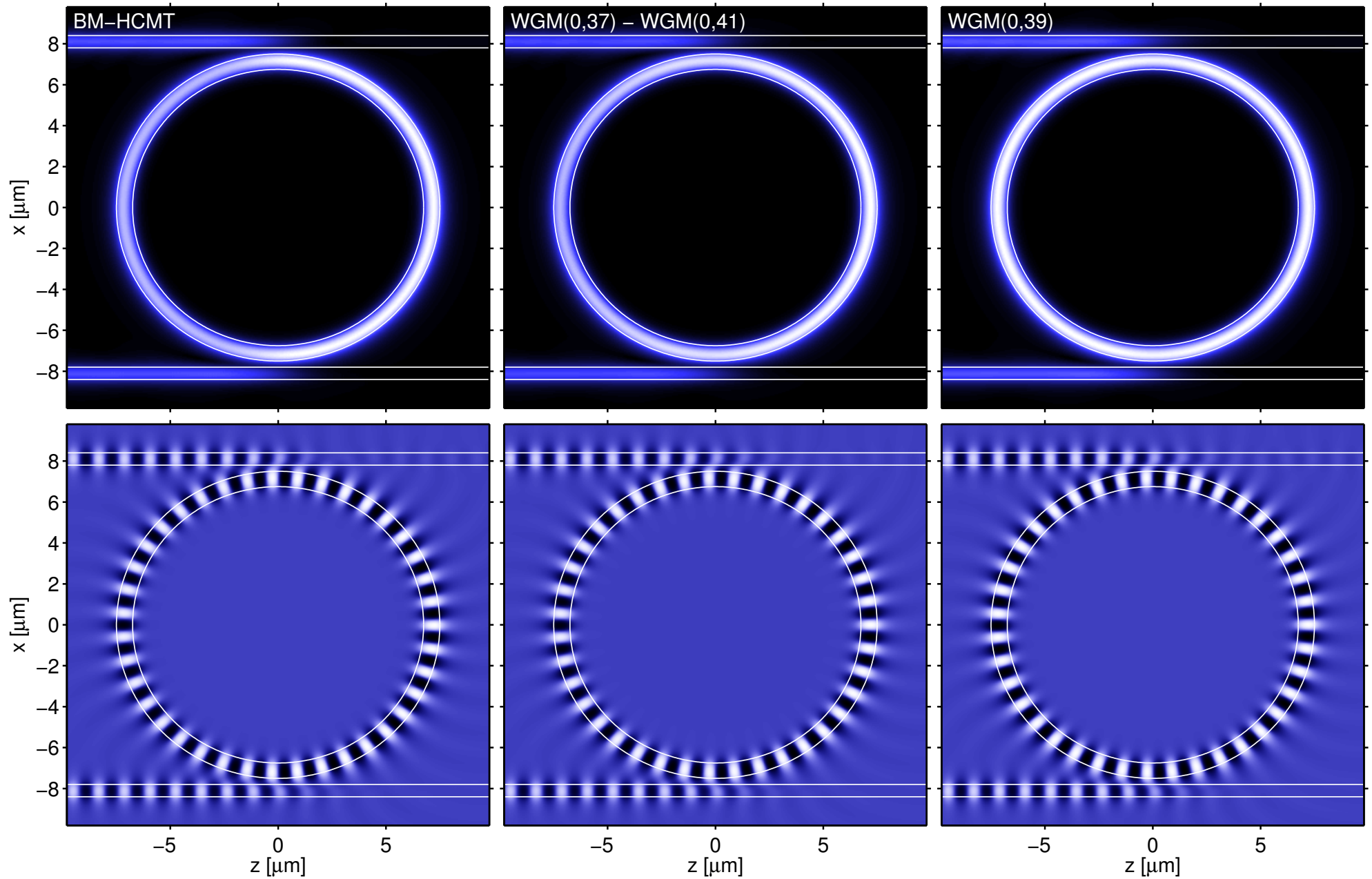
Single ring filter, transmission resonance



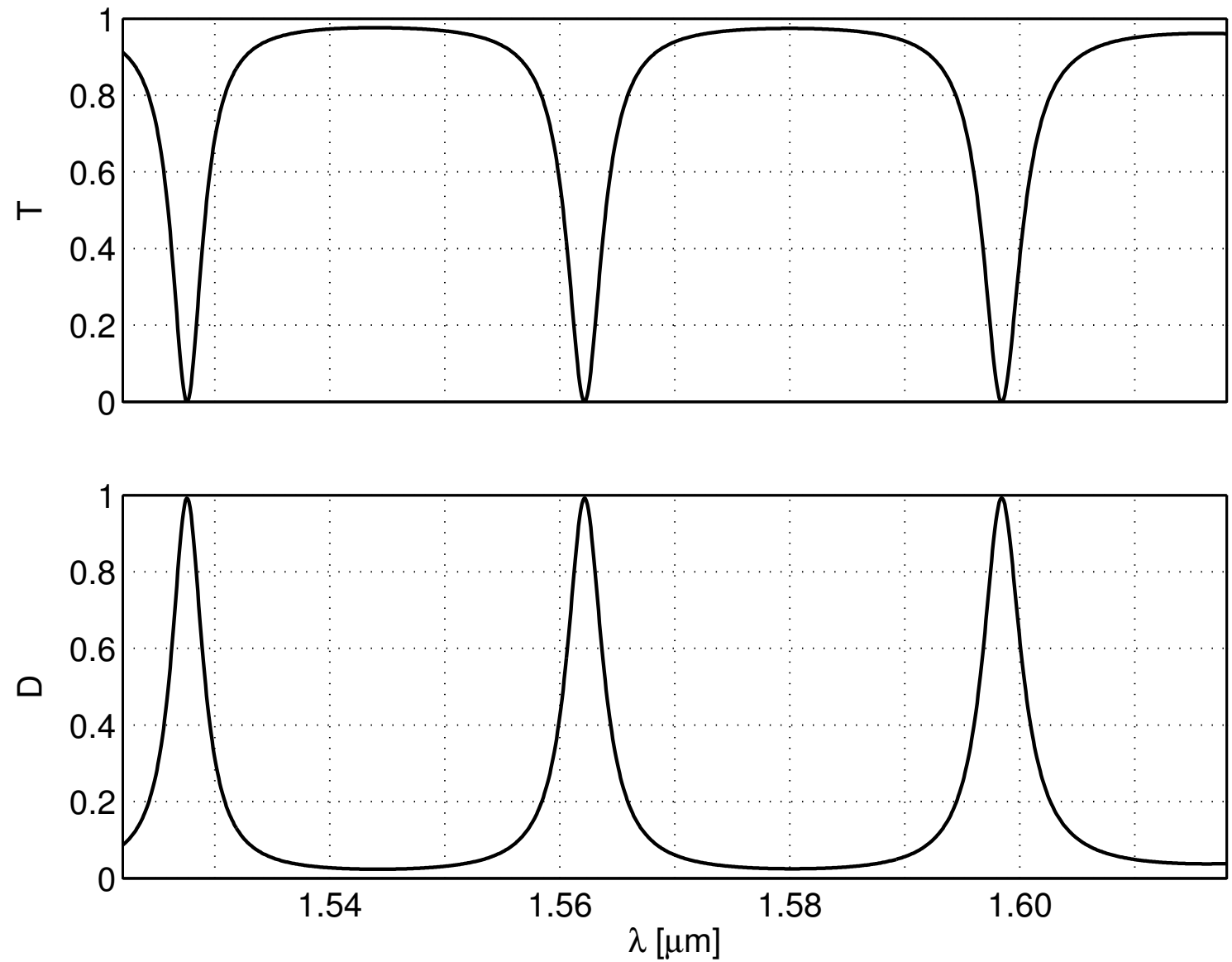
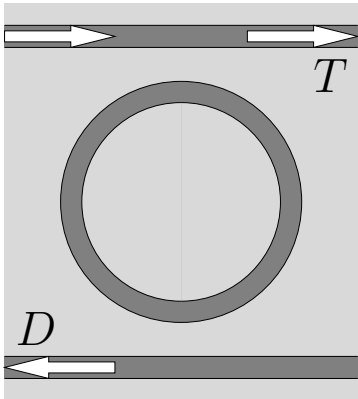
Single ring filter, transmission resonance



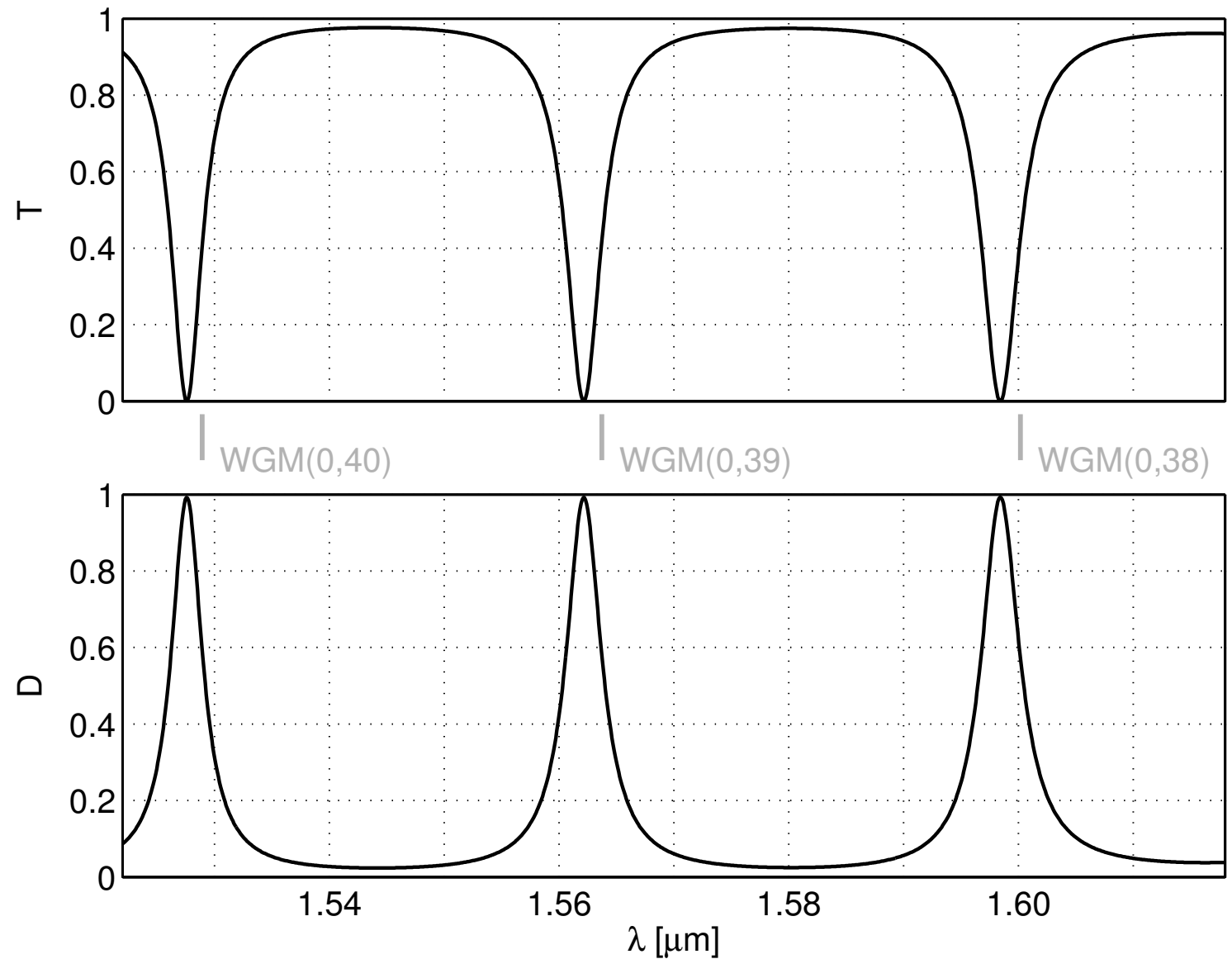
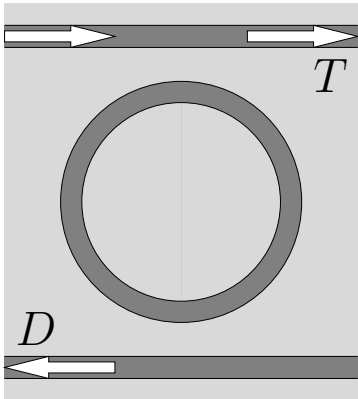
Single ring filter, transmission resonance



Single ring filter, resonance positions I



Single ring filter, resonance positions I



Supermodes

Look for $\omega^s \in \mathbb{C}$ where the system

$$\left\{ \begin{array}{l} \nabla \times \mathbf{H} - i\omega^s \epsilon_0 \epsilon \mathbf{E} = 0 \\ -\nabla \times \mathbf{E} - i\omega^s \mu_0 \mathbf{H} = 0 \end{array} \right. \text{ \& boundary conditions: “outgoing waves” } \right\}$$

permits nontrivial solutions \mathbf{E}, \mathbf{H} .

Supermodes

Look for $\omega^s \in \mathbb{C}$ where the system

$$\left\{ \begin{array}{l} \nabla \times \mathbf{H} - i\omega^s \epsilon_0 \mathbf{E} = 0 \\ -\nabla \times \mathbf{E} - i\omega^s \mu_0 \mathbf{H} = 0 \end{array} \right. \quad \& \text{ boundary conditions: "outgoing waves"} \quad \left. \vphantom{\begin{array}{l} \nabla \times \mathbf{H} - i\omega^s \epsilon_0 \mathbf{E} = 0 \\ -\nabla \times \mathbf{E} - i\omega^s \mu_0 \mathbf{H} = 0 \end{array}} \right\}$$

permits nontrivial solutions \mathbf{E}, \mathbf{H} .

$$\left. \begin{array}{l} \nabla \times \mathbf{H} - i\omega^s \epsilon_0 \mathbf{E} = 0 \\ -\nabla \times \mathbf{E} - i\omega^s \mu_0 \mathbf{H} = 0 \end{array} \right| \cdot \begin{pmatrix} \mathbf{F} \\ \mathbf{G} \end{pmatrix}^*, \quad \iint_{\text{comp. domain}}$$



$$\iint \mathcal{A}(\mathbf{F}, \mathbf{G}; \mathbf{E}, \mathbf{H}) \, dx \, dz - \omega^s \iint \mathcal{B}(\mathbf{F}, \mathbf{G}; \mathbf{E}, \mathbf{H}) \, dx \, dz = 0 \quad \text{for all } \mathbf{F}, \mathbf{G},$$

where $\mathcal{A}(\mathbf{F}, \mathbf{G}; \mathbf{E}, \mathbf{H}) = \mathbf{F}^* \cdot (\nabla \times \mathbf{H}) - \mathbf{G}^* \cdot (\nabla \times \mathbf{E})$,

$$\mathcal{B}(\mathbf{F}, \mathbf{G}; \mathbf{E}, \mathbf{H}) = i\epsilon_0 \mathbf{F}^* \cdot \mathbf{E} + i\mu_0 \mathbf{G}^* \cdot \mathbf{H}.$$

HCMT supermode analysis

- Insert $\begin{pmatrix} \mathbf{E} \\ \mathbf{H} \end{pmatrix} = \sum_k a_k \begin{pmatrix} \mathbf{E}_k \\ \mathbf{H}_k \end{pmatrix},$

- require

$$\iint \mathcal{A}(\mathbf{E}_l, \mathbf{H}_l; \mathbf{E}, \mathbf{H}) \, dx \, dz - \omega^s \iint \mathcal{B}(\mathbf{E}_l, \mathbf{H}_l; \mathbf{E}, \mathbf{H}) \, dx \, dz = 0 \quad \text{for all } l,$$

- compute $A_{lk} = \iint \mathcal{A}(\mathbf{E}_l, \mathbf{H}_l; \mathbf{E}_k, \mathbf{H}_k) \, dx \, dz,$
 $B_{lk} = \iint \mathcal{B}(\mathbf{E}_l, \mathbf{H}_l; \mathbf{E}_k, \mathbf{H}_k) \, dx \, dz.$

$$\sum_k A_{lk} a_k - \omega^s B_{lk} a_k = 0 \quad \text{for all } l, \quad \text{or} \quad \mathbf{A} \mathbf{a} = \omega^s \mathbf{B} \mathbf{a}.$$

HCMT supermode analysis

- Insert $\begin{pmatrix} \mathbf{E} \\ \mathbf{H} \end{pmatrix} = \sum_k a_k \begin{pmatrix} \mathbf{E}_k \\ \mathbf{H}_k \end{pmatrix},$

- require

$$\iint \mathcal{A}(\mathbf{E}_l, \mathbf{H}_l; \mathbf{E}, \mathbf{H}) \, dx \, dz - \omega^s \iint \mathcal{B}(\mathbf{E}_l, \mathbf{H}_l; \mathbf{E}, \mathbf{H}) \, dx \, dz = 0 \quad \text{for all } l,$$

- compute $A_{lk} = \iint \mathcal{A}(\mathbf{E}_l, \mathbf{H}_l; \mathbf{E}_k, \mathbf{H}_k) \, dx \, dz,$
 $B_{lk} = \iint \mathcal{B}(\mathbf{E}_l, \mathbf{H}_l; \mathbf{E}_k, \mathbf{H}_k) \, dx \, dz.$

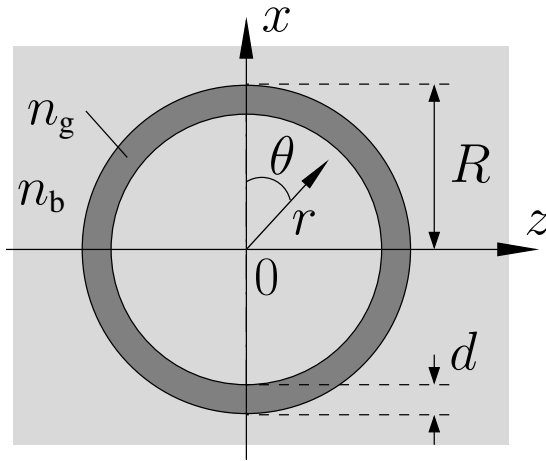
$$\sum_k A_{lk} a_k - \omega^s B_{lk} a_k = 0 \quad \text{for all } l, \quad \text{or} \quad \mathbf{A} \mathbf{a} = \omega^s \mathbf{B} \mathbf{a}.$$

$$\hookrightarrow \left\{ \omega, \lambda_r, Q, \Delta\lambda; \mathbf{E}, \mathbf{H} \right\}^s.$$

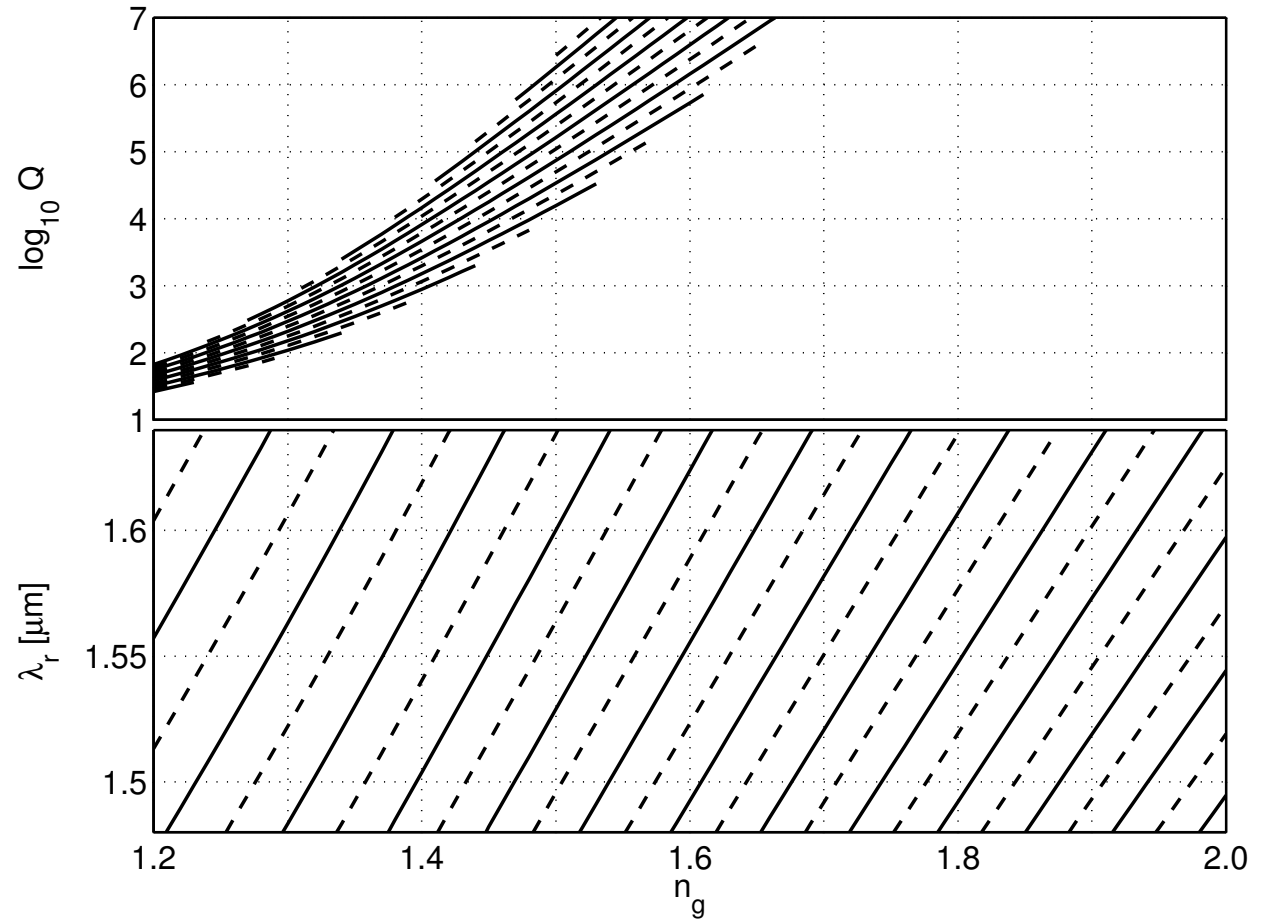
Further issues

... plenty.

WGMs, small uniform perturbations



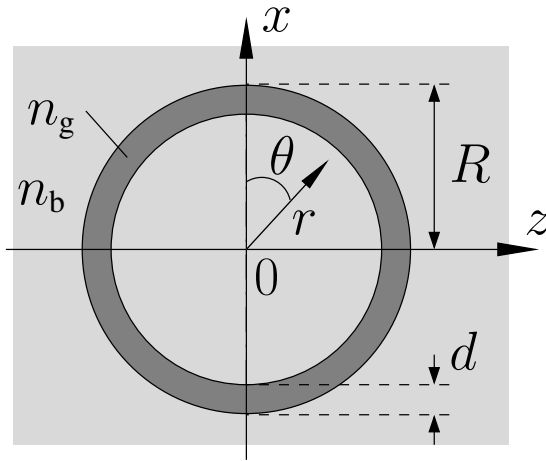
TE, $R = 7.5 \mu\text{m}$, $d = 0.75 \mu\text{m}$
 $n_b = 1.0$.



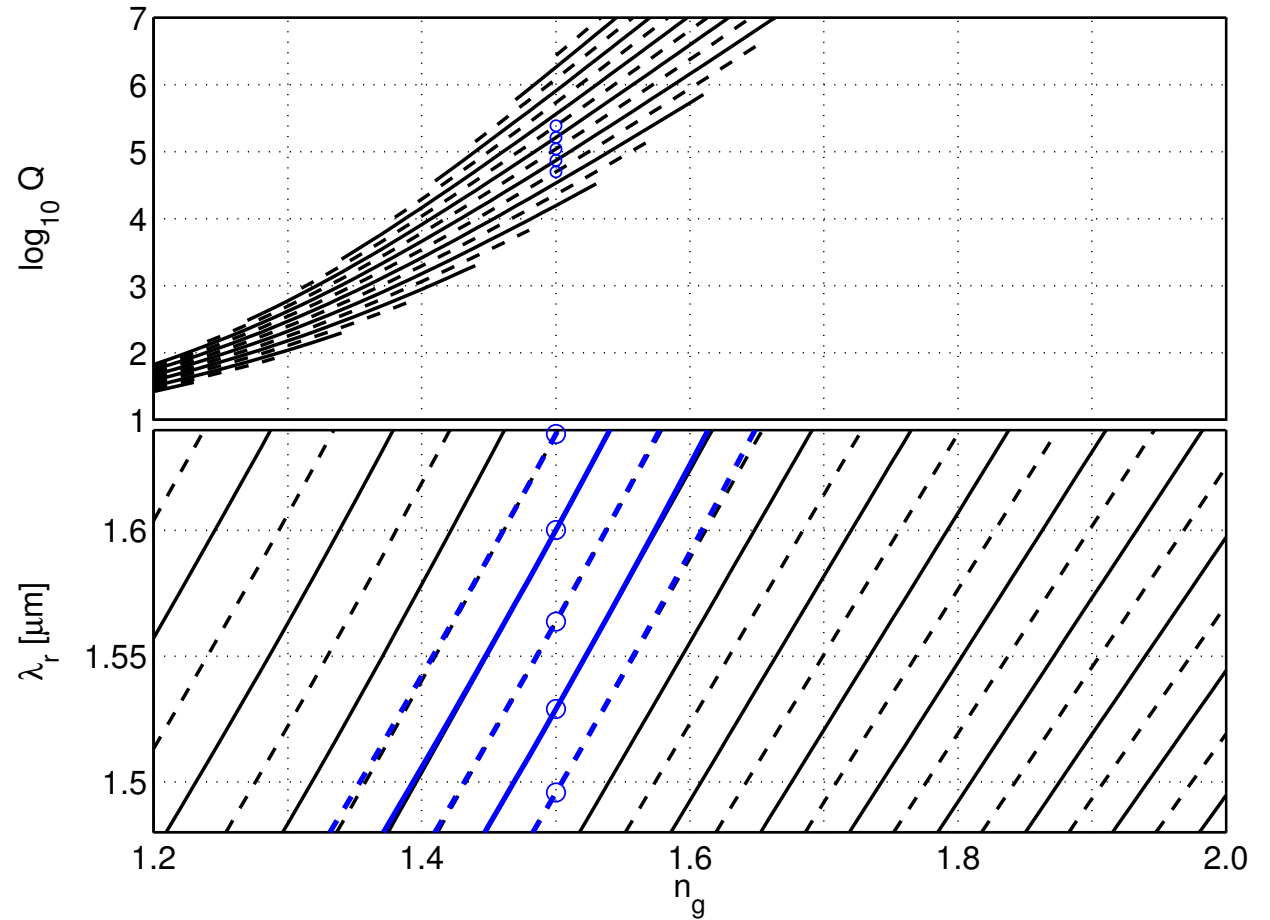
$$\begin{aligned} \epsilon_m & \quad \longleftrightarrow \quad \text{WGM}(\omega_m; \mathbf{E}_m, \mathbf{H}_m), \\ \epsilon = \epsilon_m + \Delta\epsilon & \quad \longleftrightarrow \quad \text{WGM}(\omega_m + \Delta\omega; \approx \mathbf{E}_m, \approx \mathbf{H}_m), \end{aligned}$$

$$\Delta\omega = - \frac{\omega_m \epsilon_0 \iint \Delta\epsilon |\mathbf{E}_m|^2 dx dz}{\iint (\epsilon_m \epsilon_0 |\mathbf{E}_m|^2 + \mu_0 |\mathbf{H}_m|^2) dx dz}.$$

WGMs, small uniform perturbations



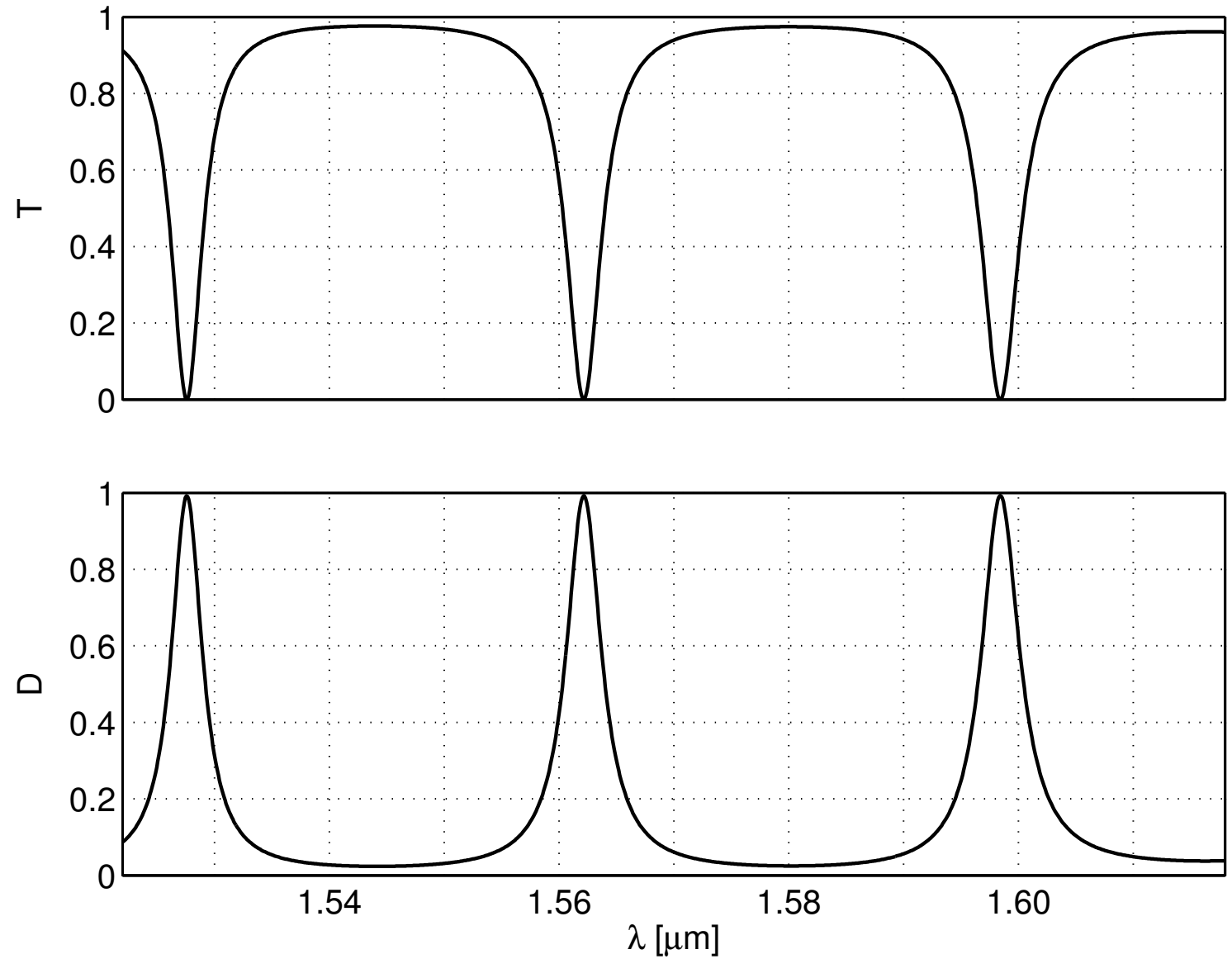
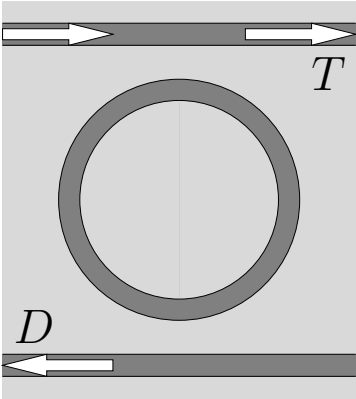
TE, $R = 7.5 \mu\text{m}$, $d = 0.75 \mu\text{m}$
 $n_b = 1.0$.



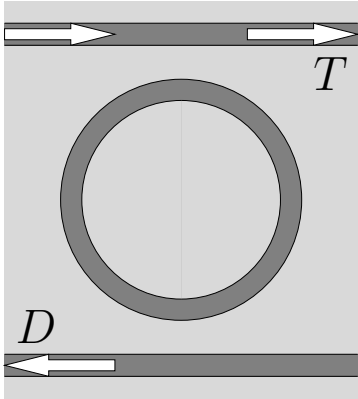
$$\begin{aligned} \epsilon_m & \quad \longleftrightarrow \quad \text{WGM}(\omega_m; \mathbf{E}_m, \mathbf{H}_m), \\ \epsilon = \epsilon_m + \Delta\epsilon & \quad \longleftrightarrow \quad \text{WGM}(\omega_m + \Delta\omega; \approx \mathbf{E}_m, \approx \mathbf{H}_m), \end{aligned}$$

$$\Delta\omega = - \frac{\omega_m \epsilon_0 \iint \Delta\epsilon |\mathbf{E}_m|^2 dx dz}{\iint (\epsilon_m \epsilon_0 |\mathbf{E}_m|^2 + \mu_0 |\mathbf{H}_m|^2) dx dz}.$$

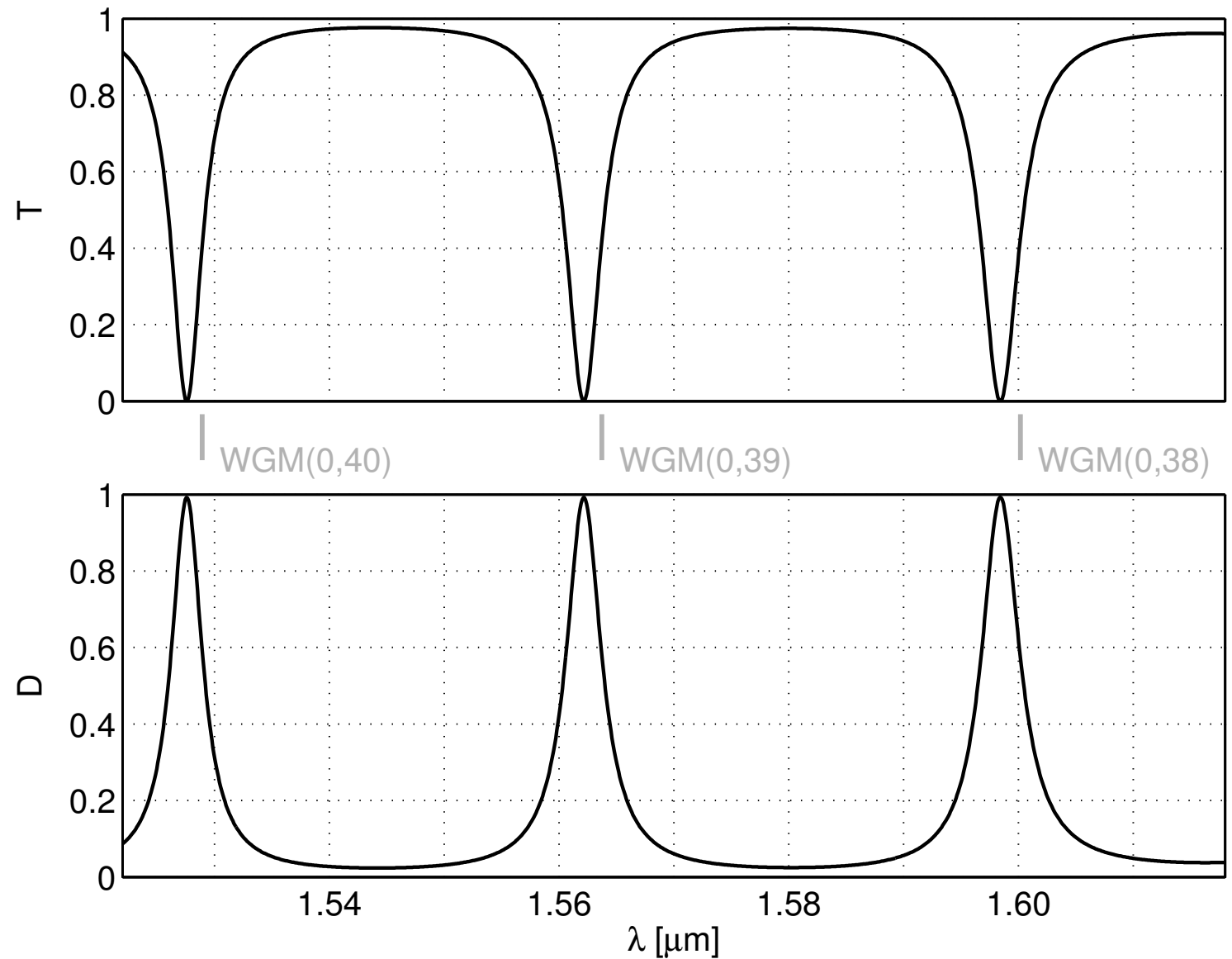
Single ring filter, resonance positions II



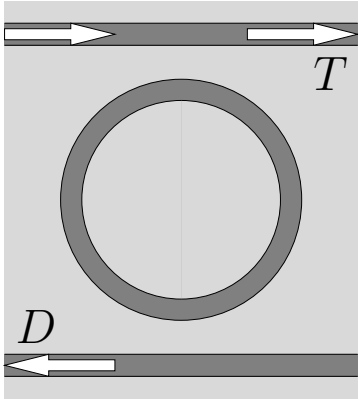
Single ring filter, resonance positions II



WGMs only

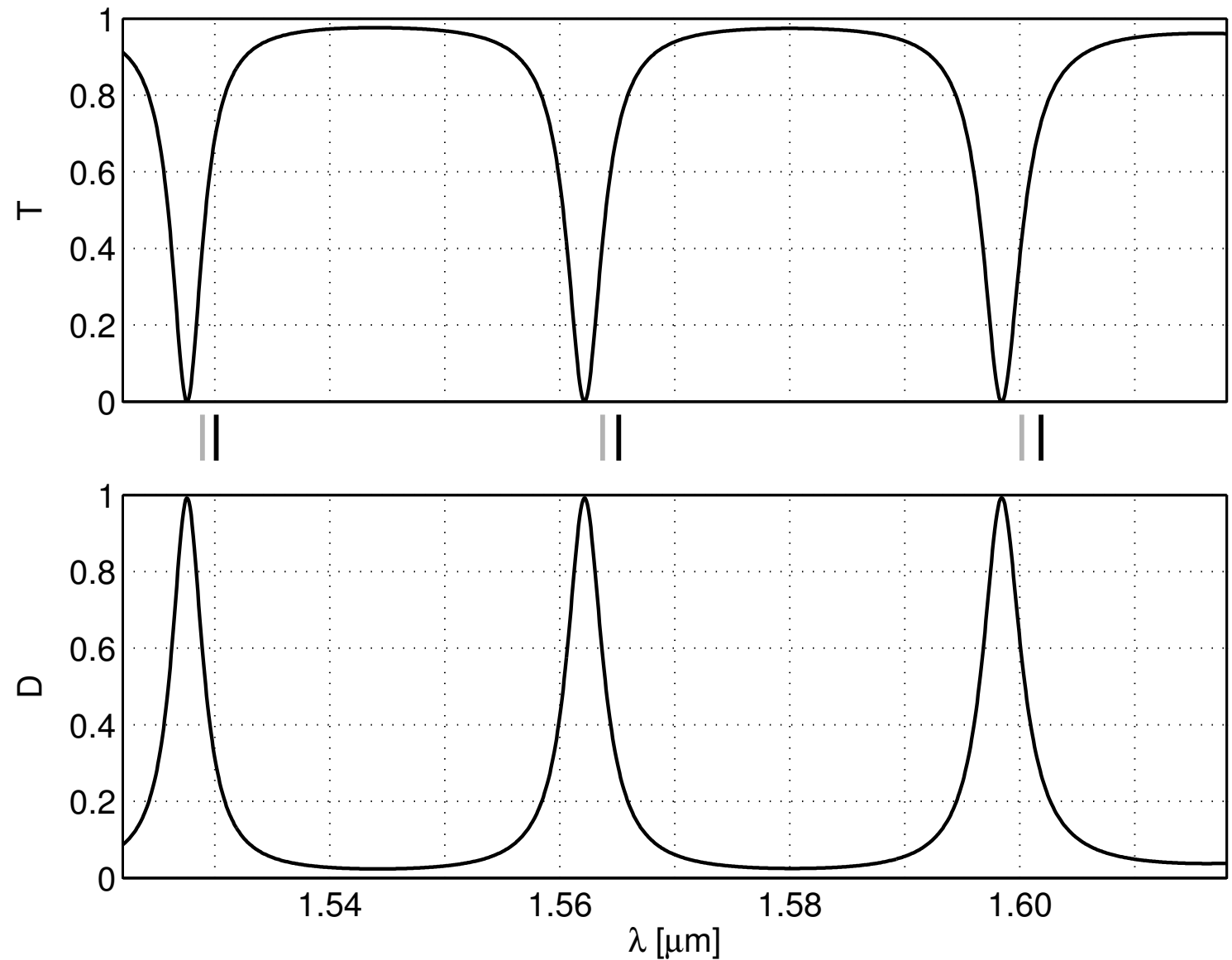


Single ring filter, resonance positions II

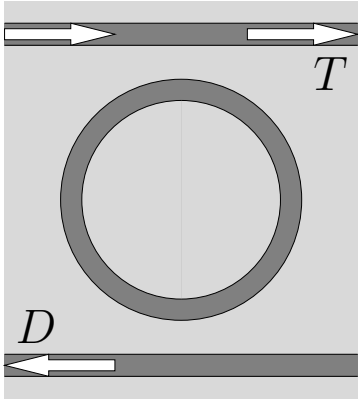


WGMs only

WGMs
& bus cores



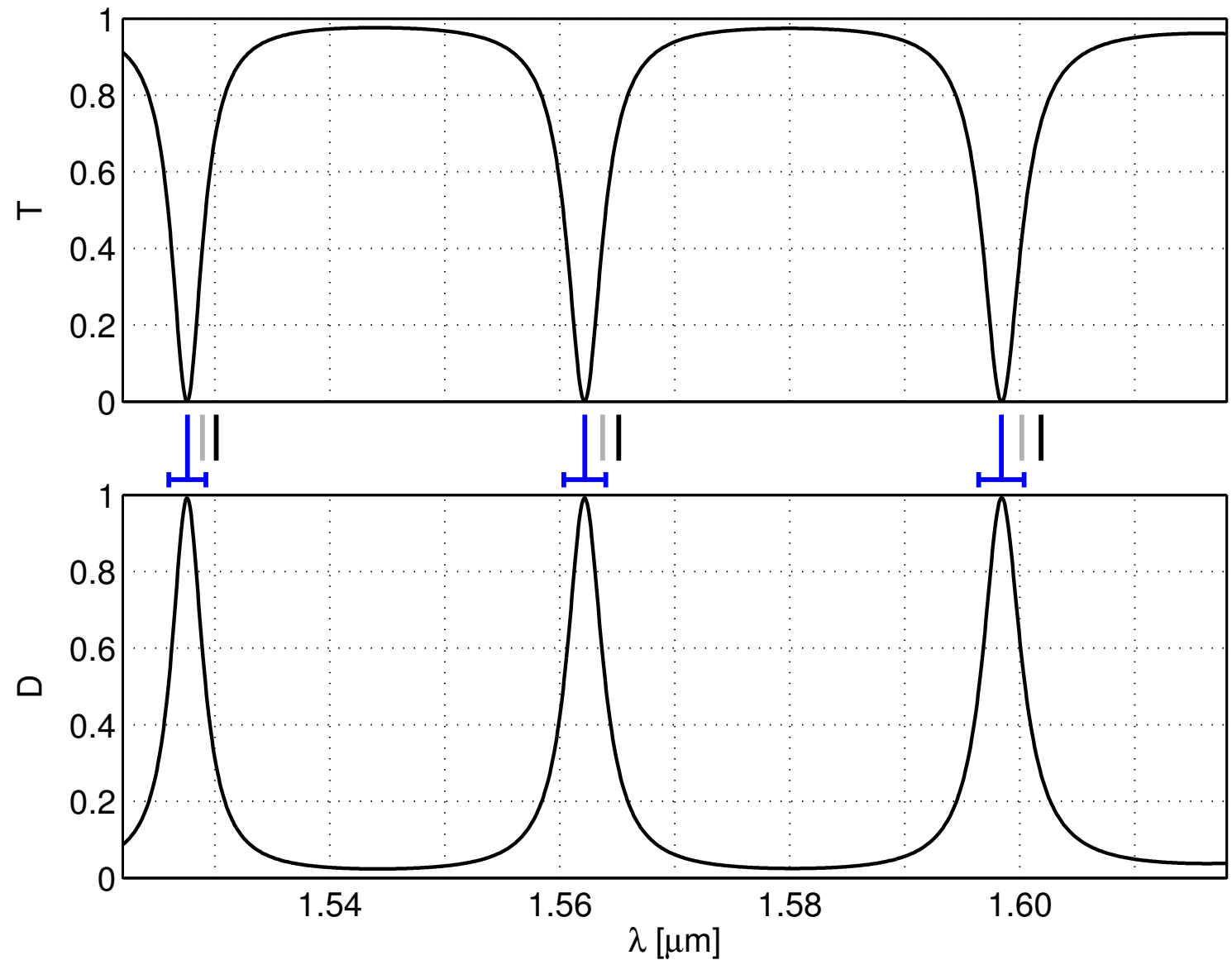
Single ring filter, resonance positions II



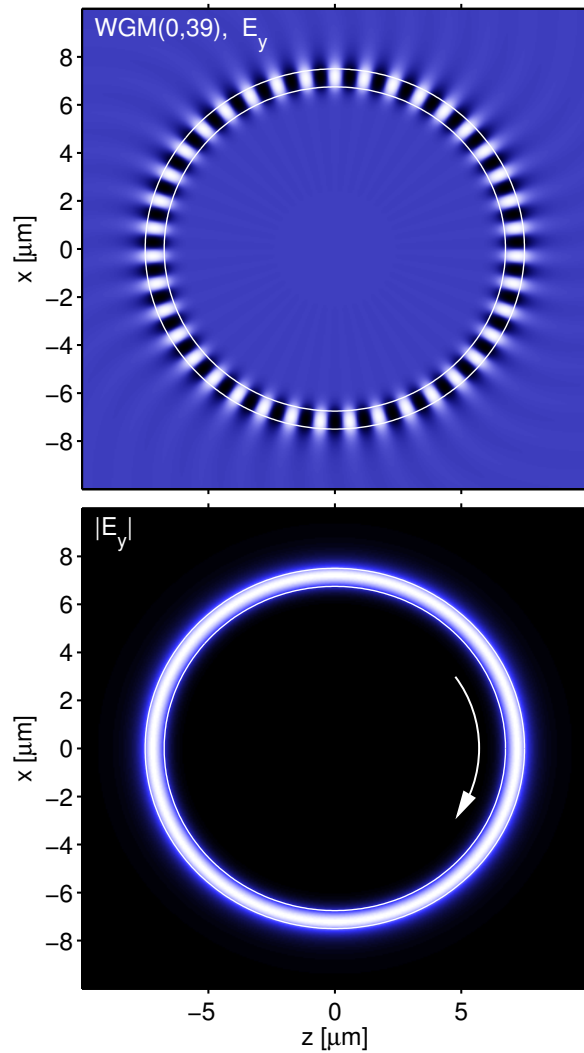
WGMs only

WGMs
& bus cores

WGMs
& bus fields

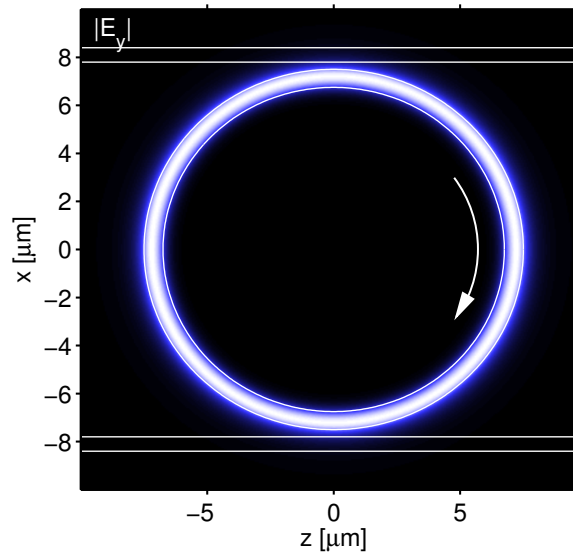
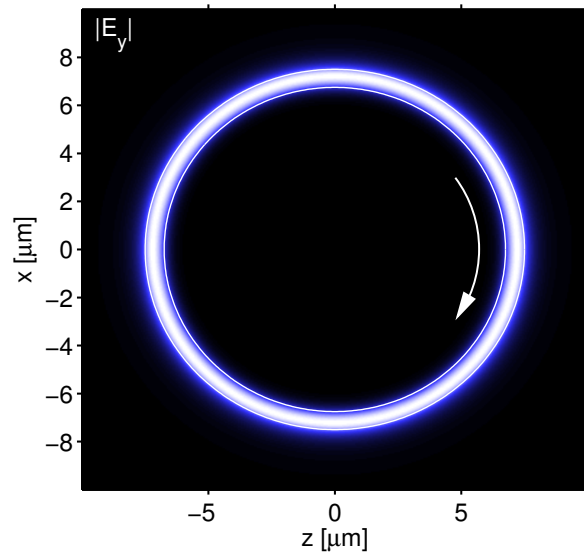
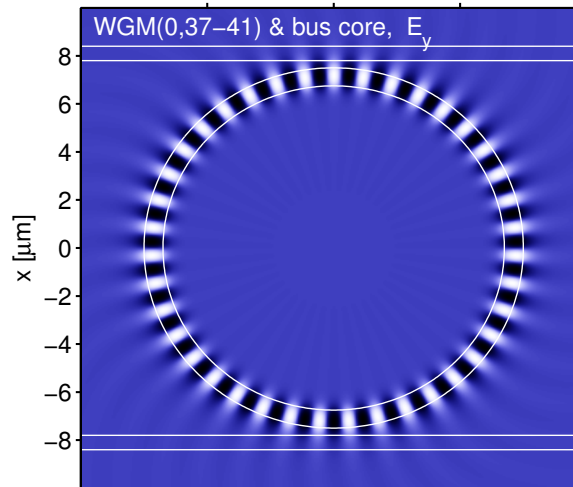
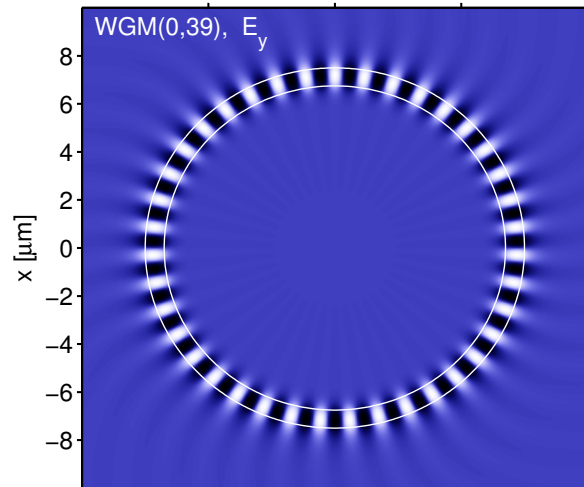


Single ring filter, unidirectional supermodes



$$\begin{aligned}\lambda_r &= 1.5637 \mu\text{m}, \\ Q &= 1.1 \cdot 10^5, \\ \Delta\lambda &= 1.4 \cdot 10^{-5} \mu\text{m}.\end{aligned}$$

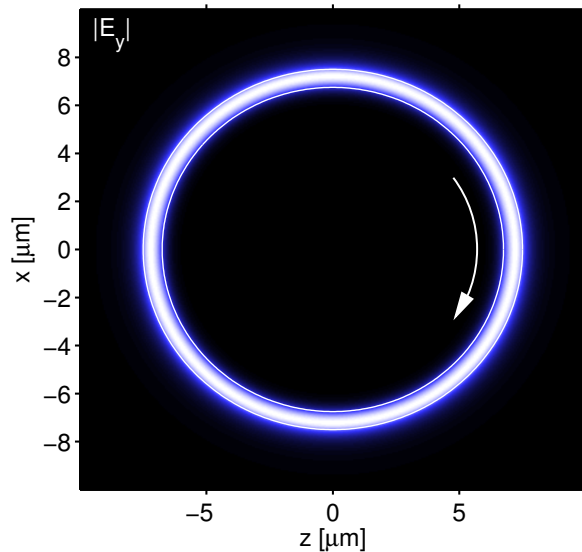
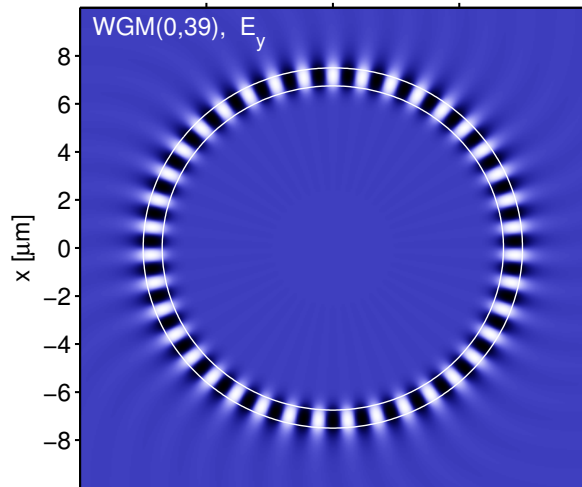
Single ring filter, unidirectional supermodes



$$\begin{aligned}\lambda_r &= 1.5637 \mu\text{m}, \\ Q &= 1.1 \cdot 10^5, \\ \Delta\lambda &= 1.4 \cdot 10^{-5} \mu\text{m}.\end{aligned}$$

$$\begin{aligned}\lambda_r &= 1.5651 \mu\text{m}, \\ Q &= 1.1 \cdot 10^5, \\ \Delta\lambda &= 1.4 \cdot 10^{-5} \mu\text{m}.\end{aligned}$$

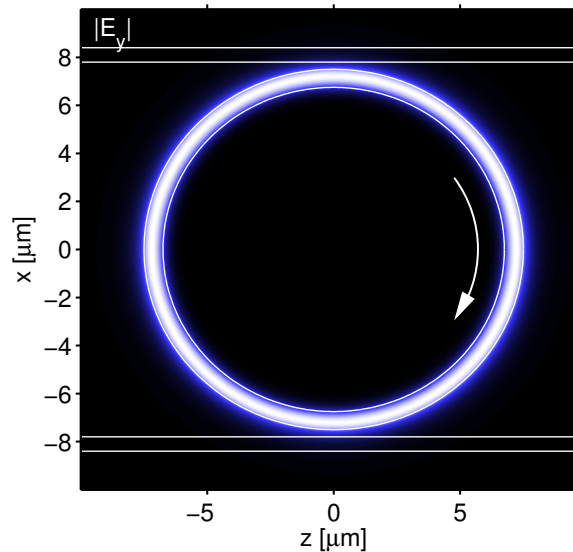
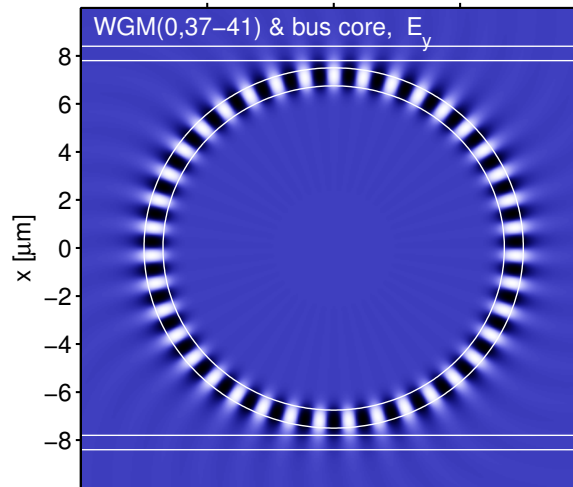
Single ring filter, unidirectional supermodes



$$\lambda_r = 1.5637 \mu\text{m},$$

$$Q = 1.1 \cdot 10^5,$$

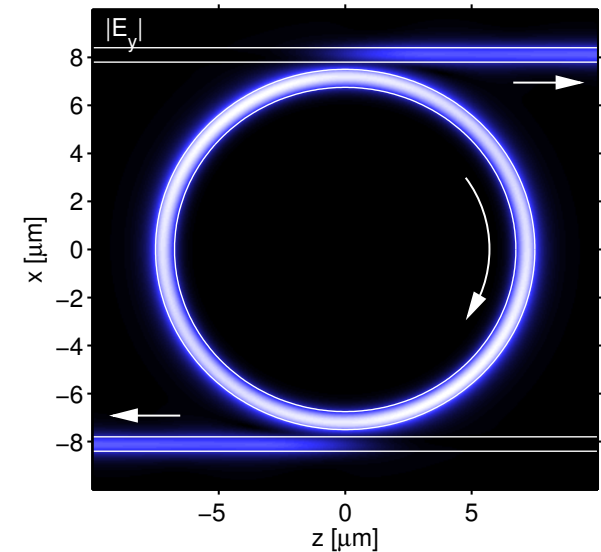
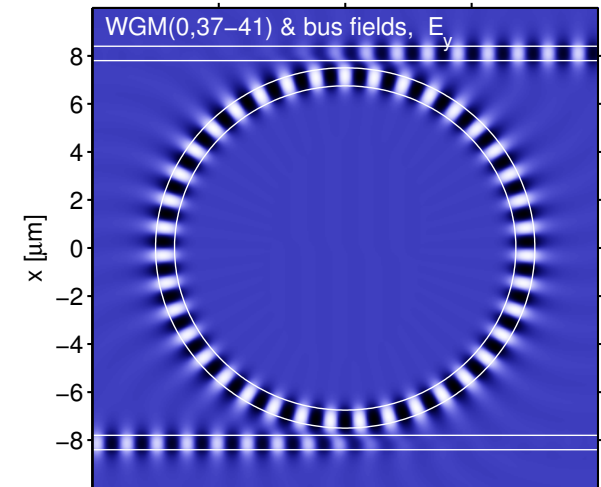
$$\Delta\lambda = 1.4 \cdot 10^{-5} \mu\text{m}.$$



$$\lambda_r = 1.5651 \mu\text{m},$$

$$Q = 1.1 \cdot 10^5,$$

$$\Delta\lambda = 1.4 \cdot 10^{-5} \mu\text{m}.$$

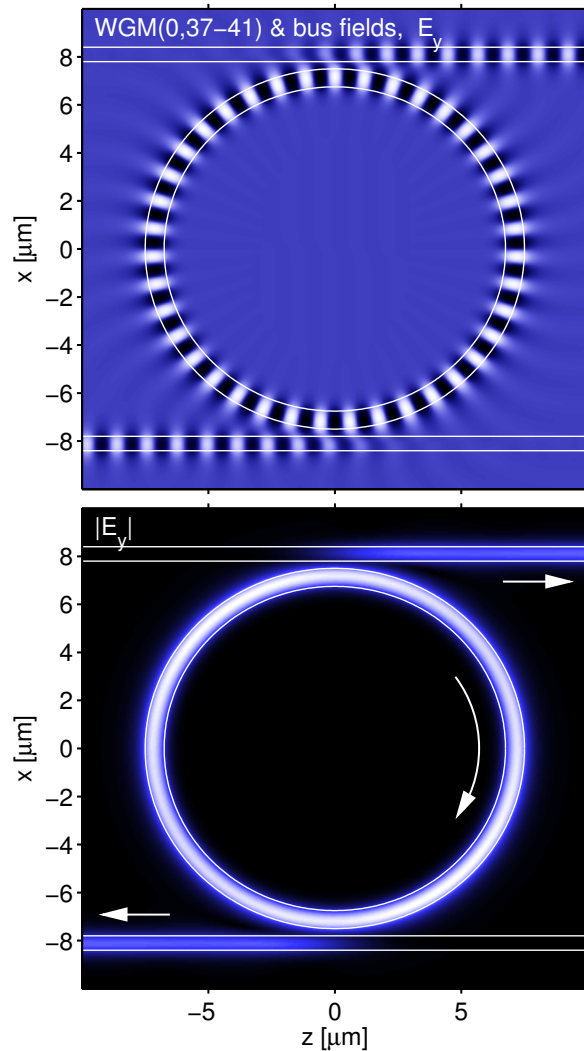


$$\lambda_r = 1.5622 \mu\text{m},$$

$$Q = 4.3 \cdot 10^2,$$

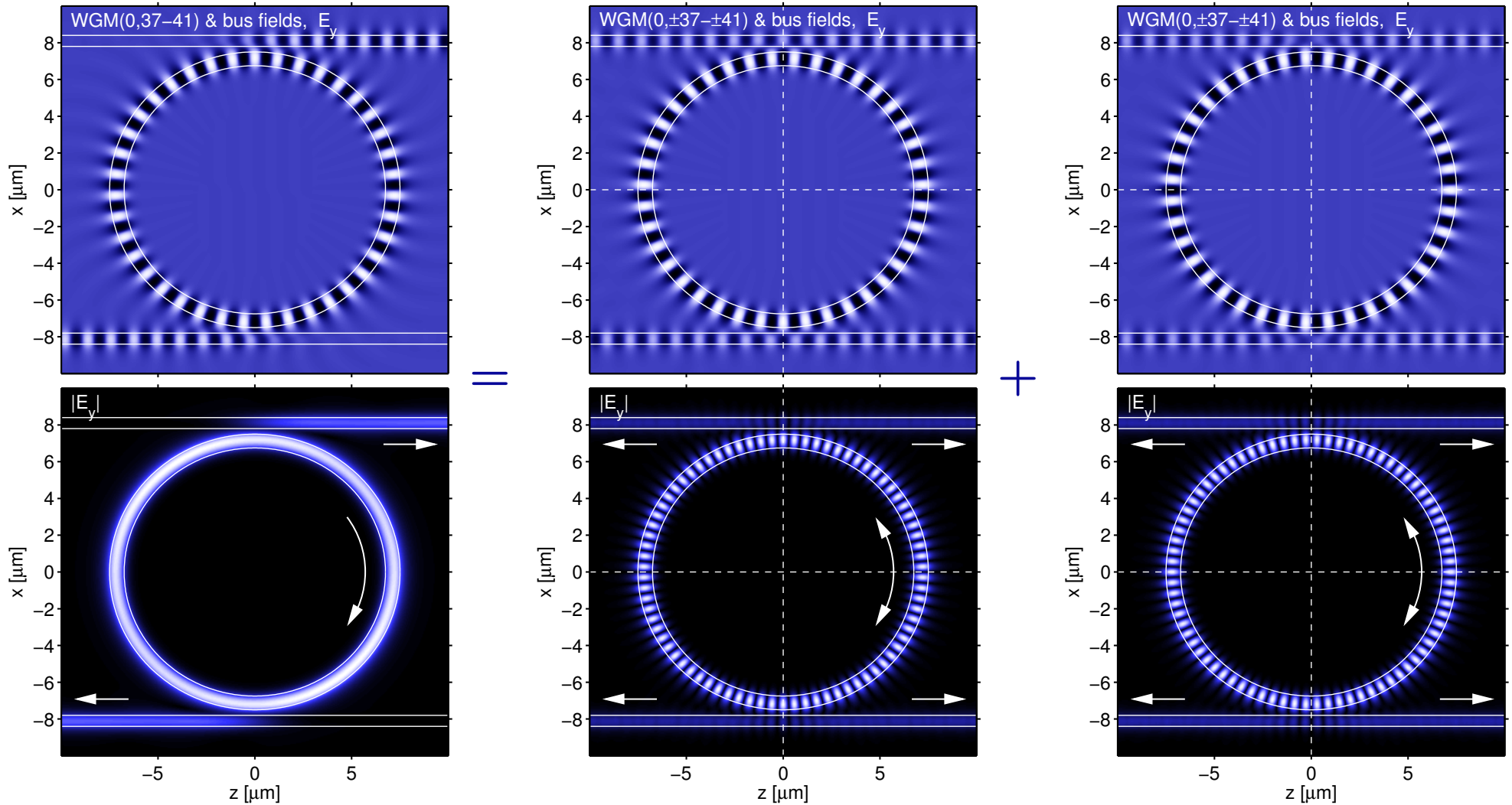
$$\Delta\lambda = 3.7 \cdot 10^{-3} \mu\text{m}.$$

Single ring filter, bidirectional supermodes



$$\begin{aligned}\lambda_r &= 1.56219 \mu\text{m}, \\ Q &= 4.3 \cdot 10^2, \\ \Delta\lambda &= 3.7 \cdot 10^{-3} \mu\text{m}.\end{aligned}$$

Single ring filter, bidirectional supermodes

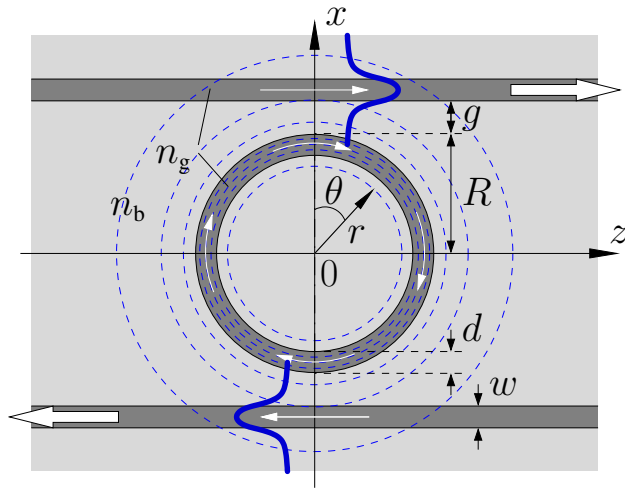


$$\begin{aligned}\lambda_r &= 1.56219 \mu\text{m}, \\ Q &= 4.3 \cdot 10^2, \\ \Delta\lambda &= 3.7 \cdot 10^{-3} \mu\text{m}.\end{aligned}$$

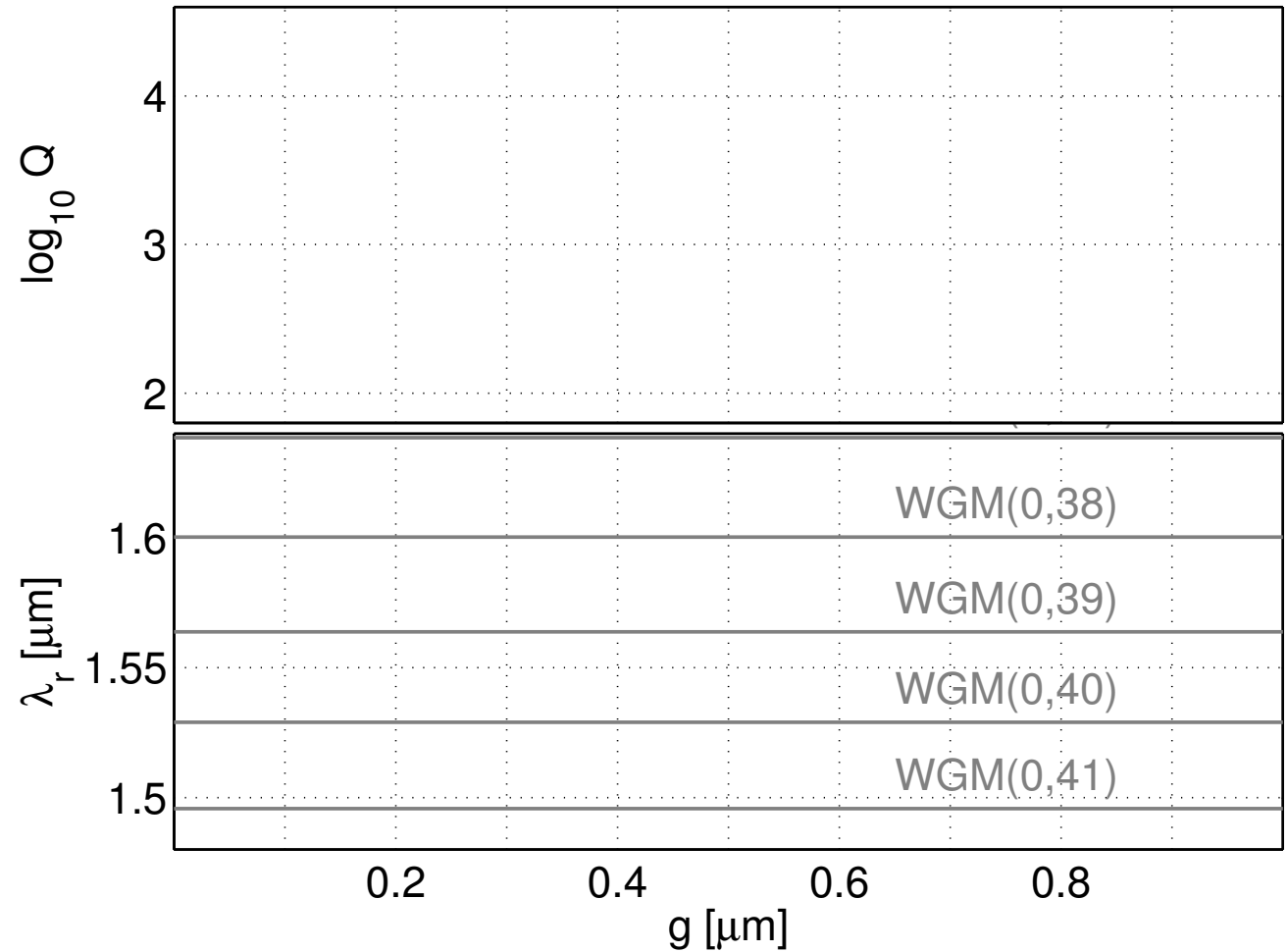
$$\begin{aligned}\lambda_r &= 1.56223 \mu\text{m}, \\ Q &= 4.4 \cdot 10^2, \\ \Delta\lambda &= 3.5 \cdot 10^{-3} \mu\text{m}.\end{aligned}$$

$$\begin{aligned}\lambda_r &= 1.56215 \mu\text{m}, \\ Q &= 4.0 \cdot 10^2, \\ \Delta\lambda &= 3.9 \cdot 10^{-3} \mu\text{m}.\end{aligned}$$

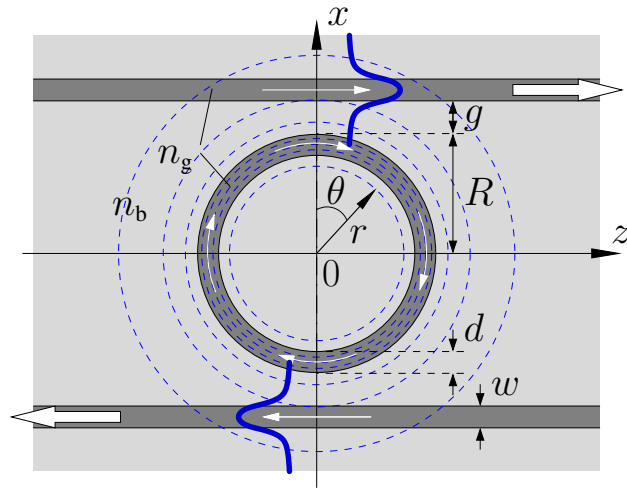
Single ring filter, supermodes vs. gap



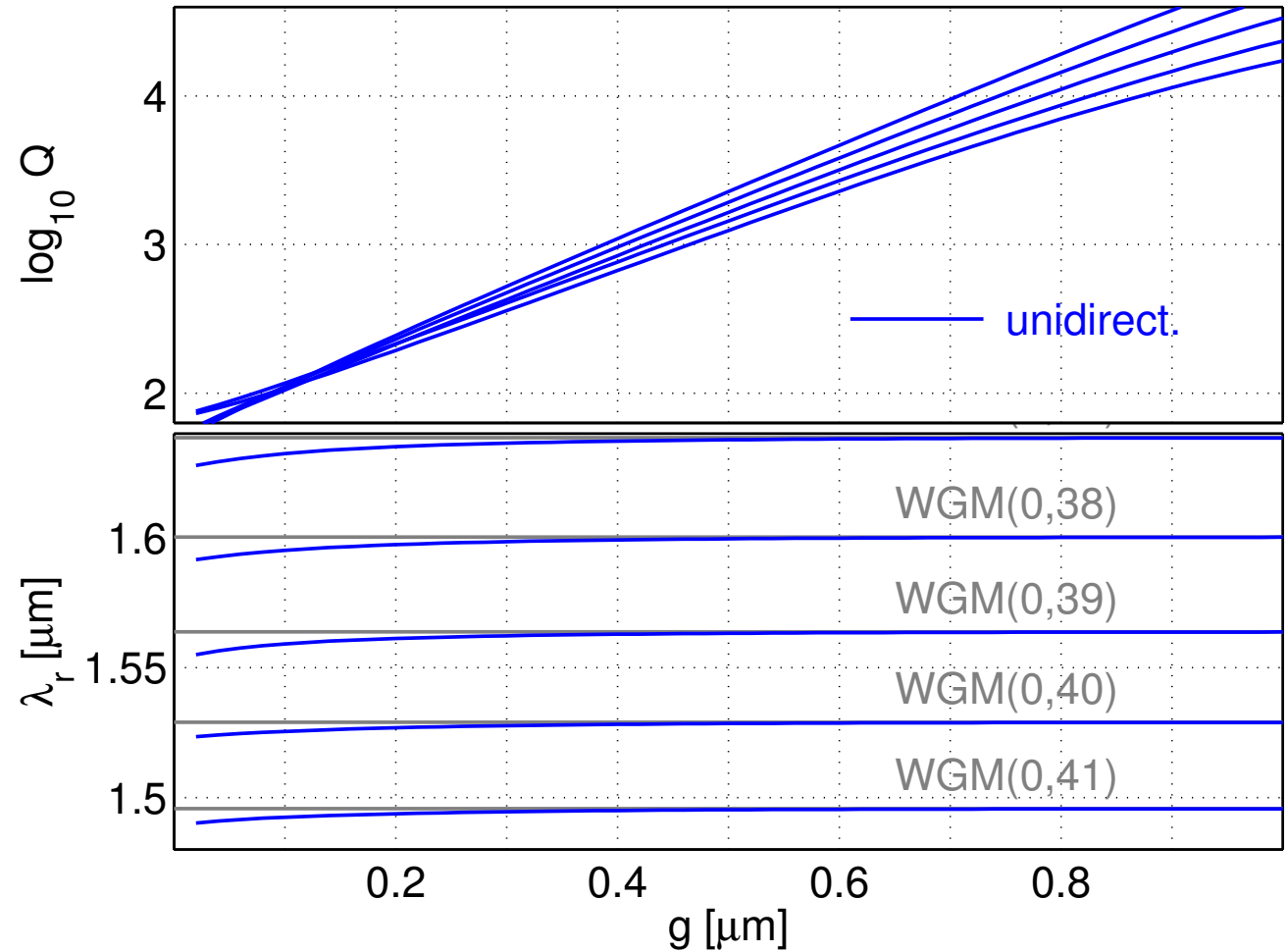
TE,
 $R = 7.5 \mu\text{m}$, $d = 0.75 \mu\text{m}$,
 $w = 0.6 \mu\text{m}$,
 $n_g = 1.5$, $n_b = 1.0$.



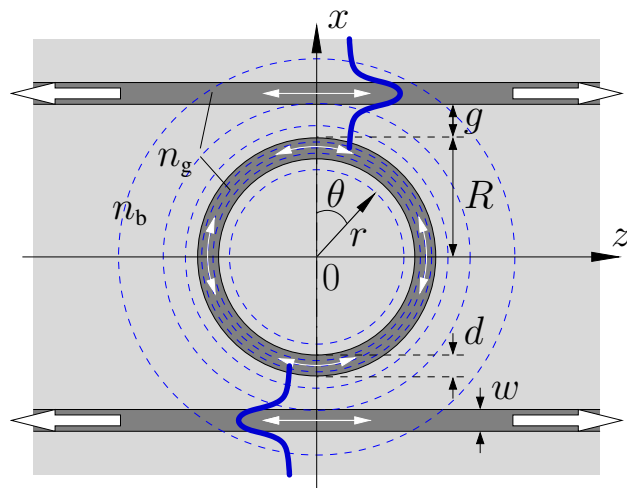
Single ring filter, supermodes vs. gap



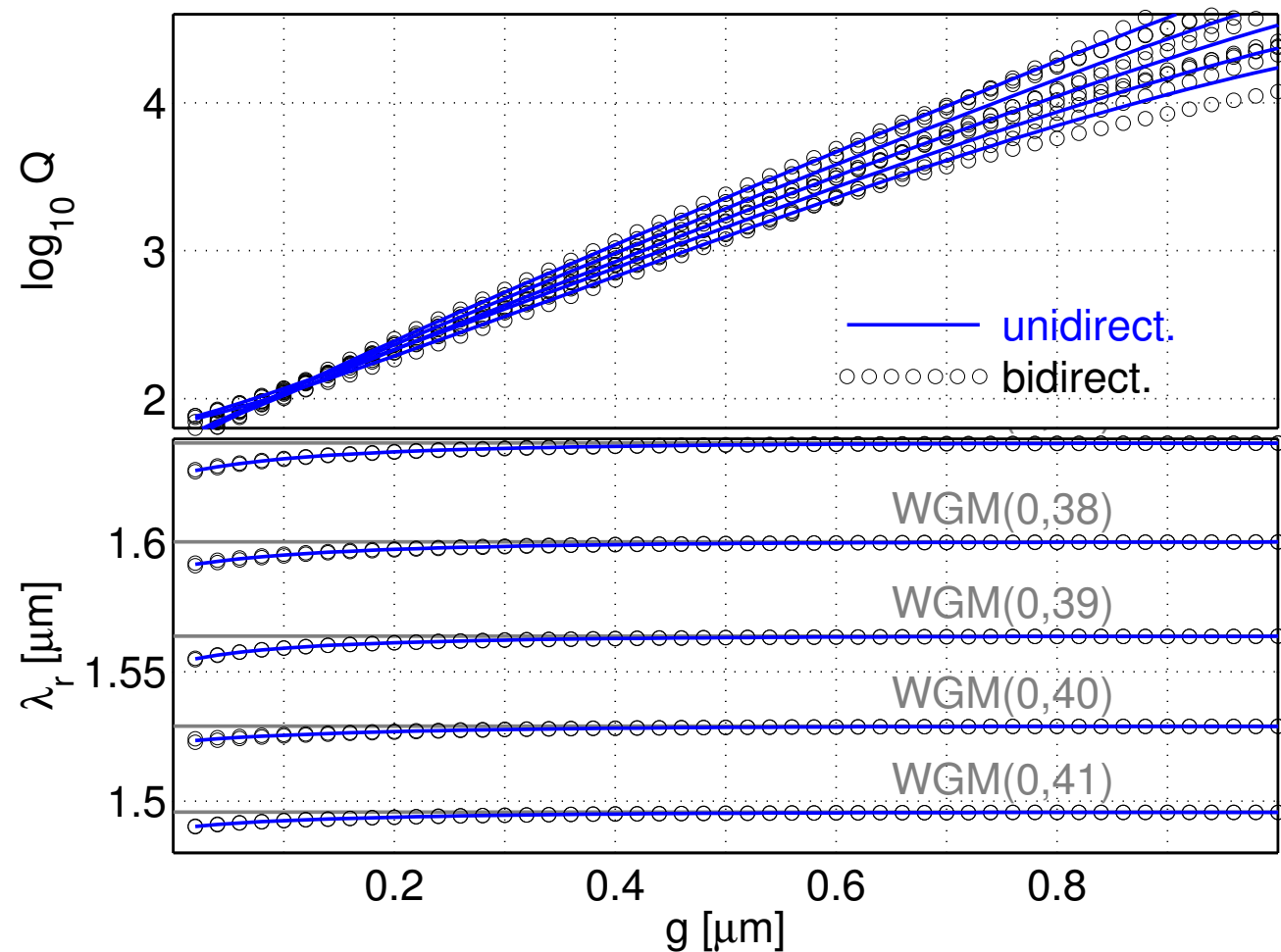
TE,
 $R = 7.5 \mu\text{m}$, $d = 0.75 \mu\text{m}$,
 $w = 0.6 \mu\text{m}$,
 $n_g = 1.5$, $n_b = 1.0$.

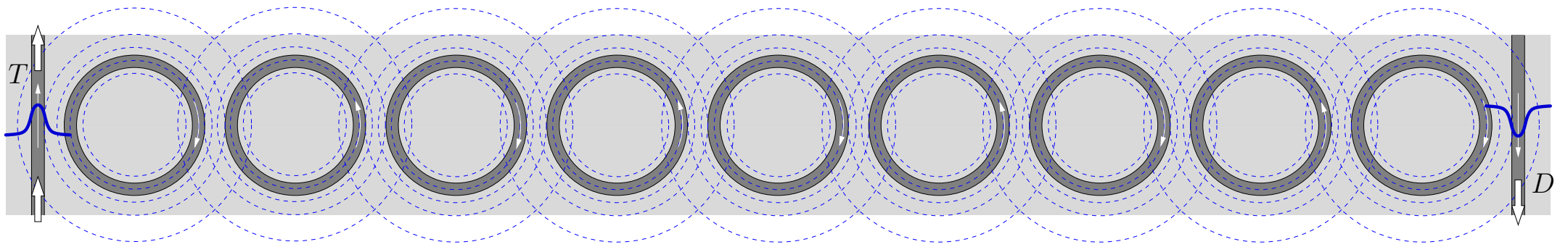


Single ring filter, supermodes vs. gap

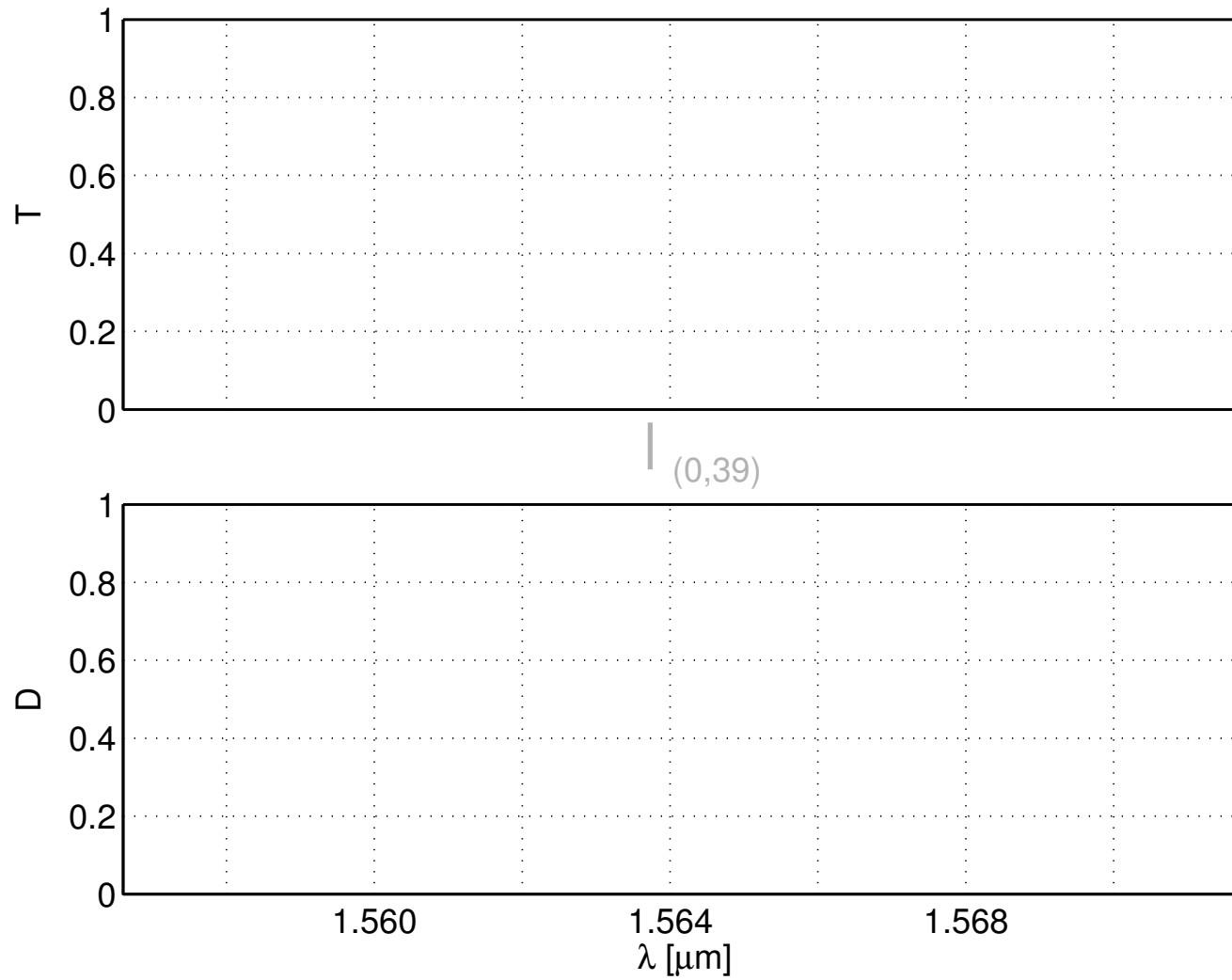
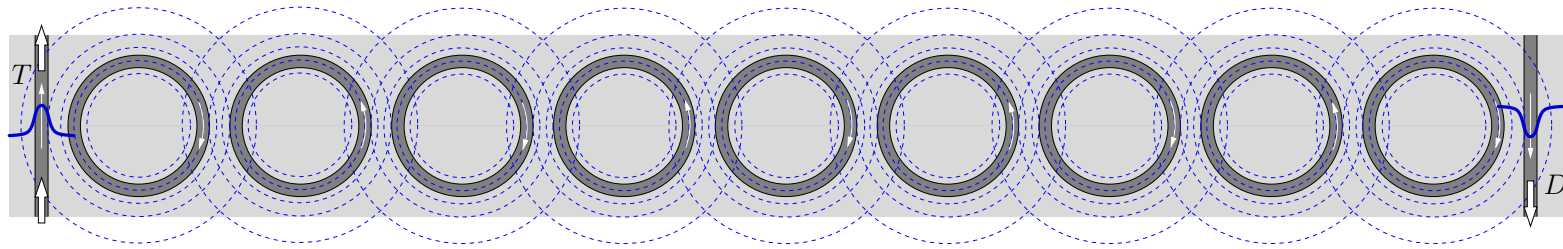


TE,
 $R = 7.5 \mu\text{m}$, $d = 0.75 \mu\text{m}$,
 $w = 0.6 \mu\text{m}$,
 $n_g = 1.5$, $n_b = 1.0$.

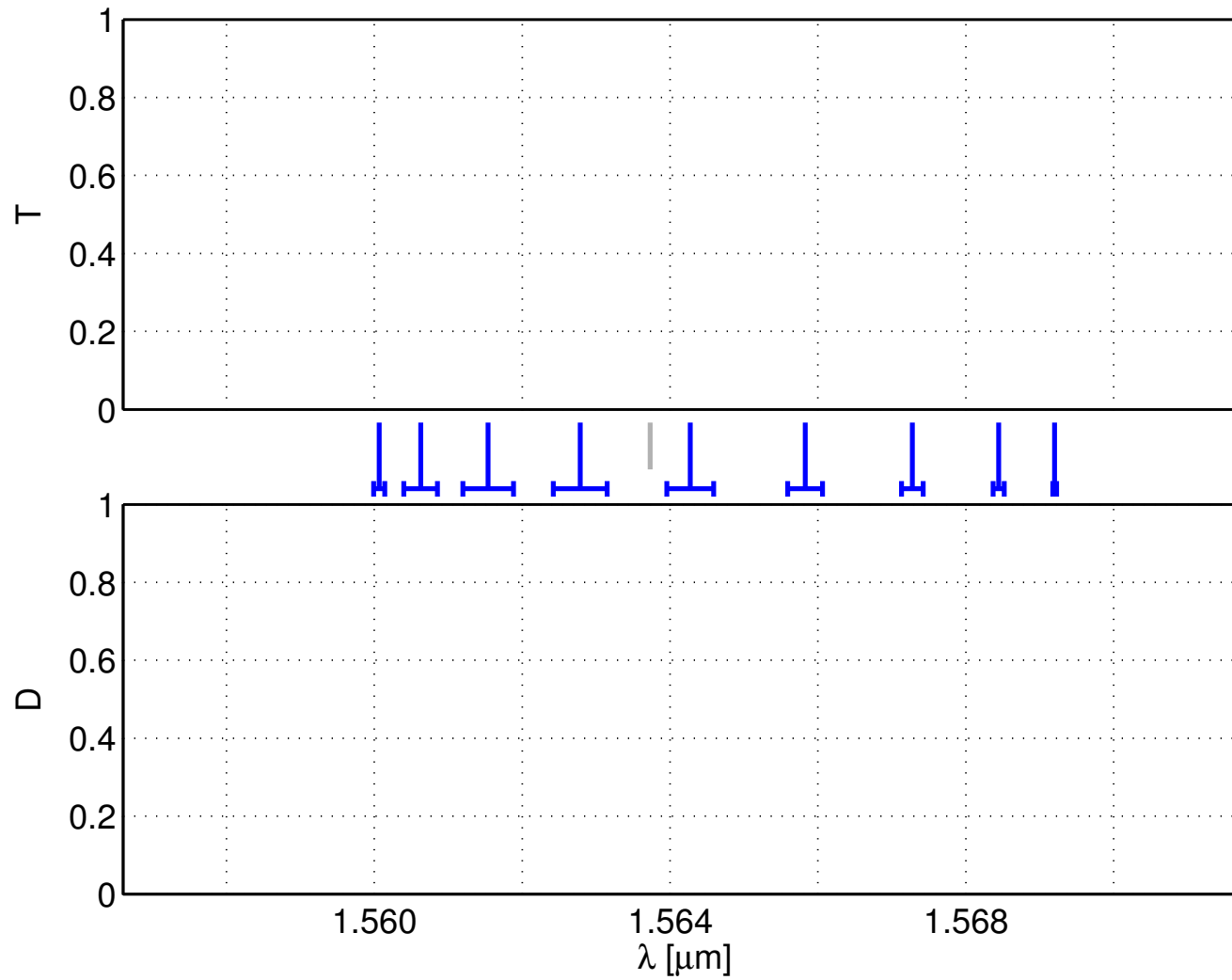
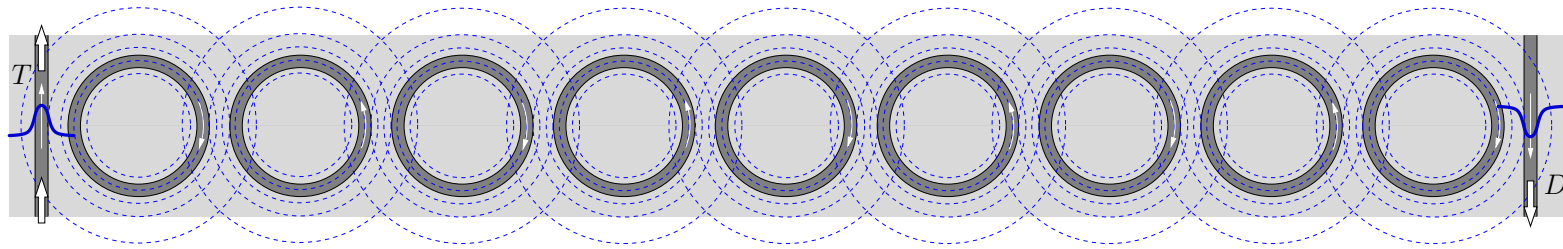




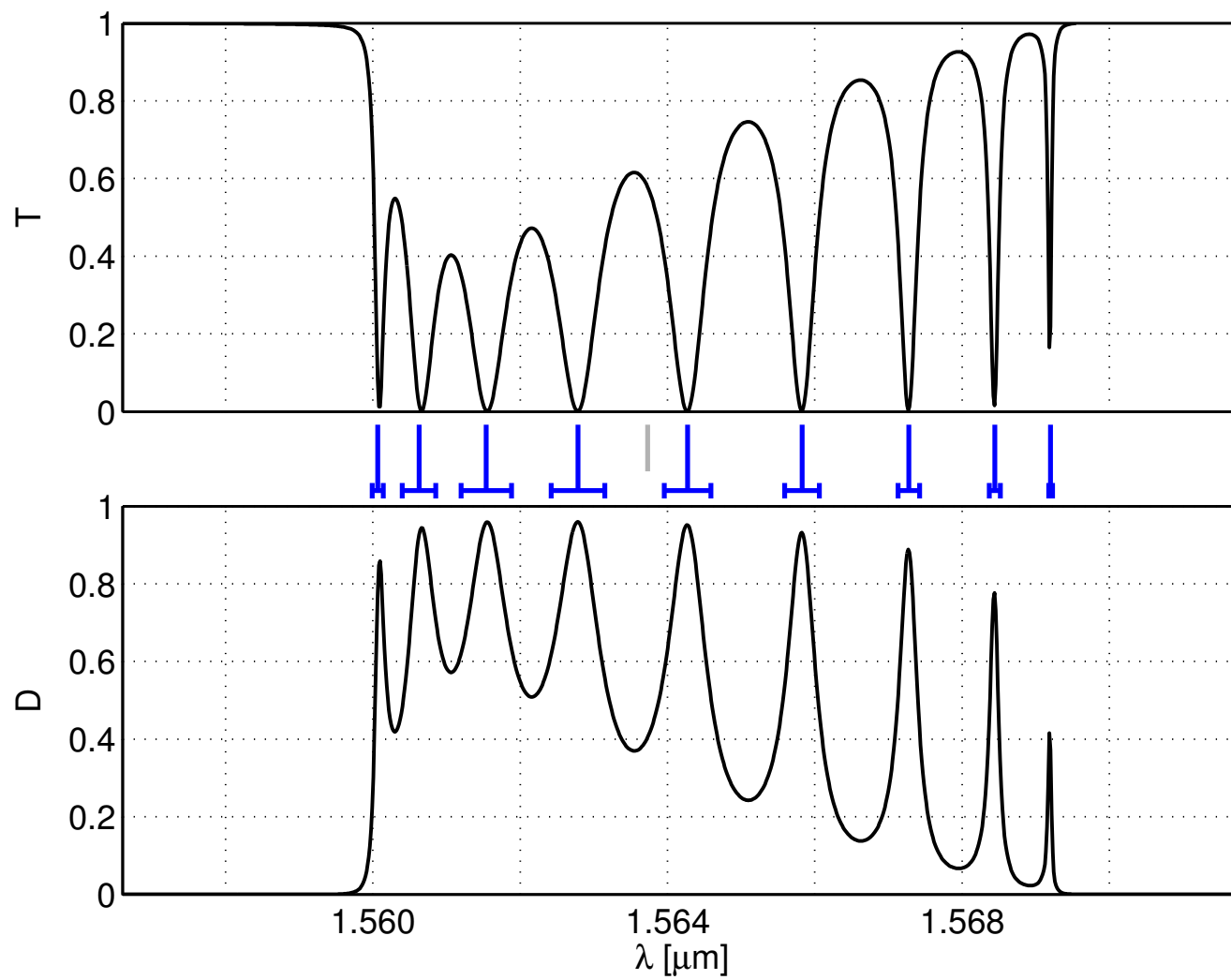
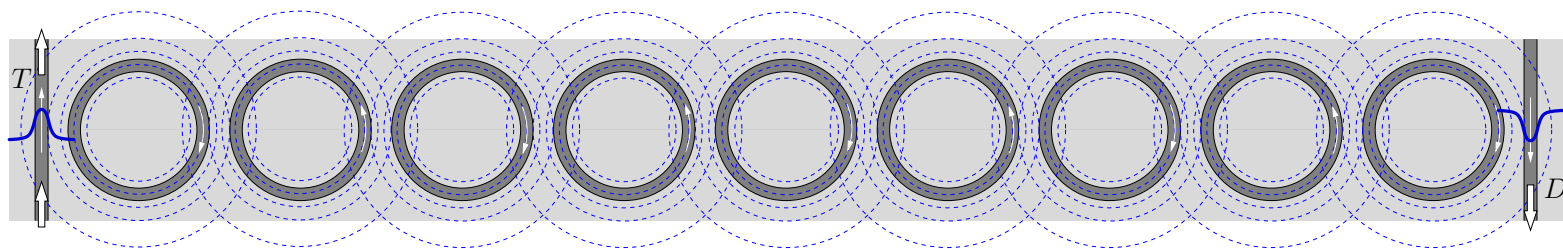
CROW, spectral response I



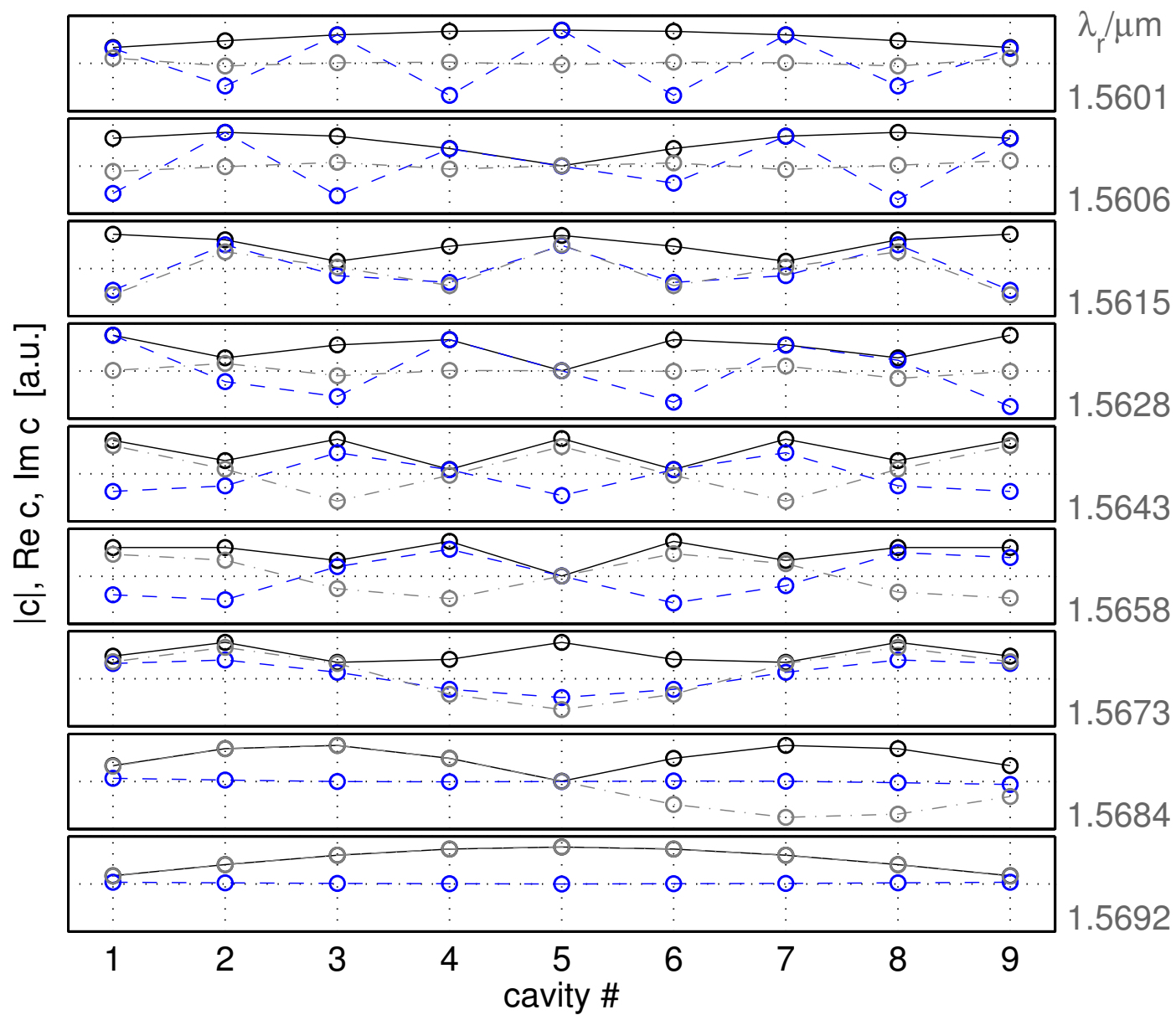
CROW, spectral response I



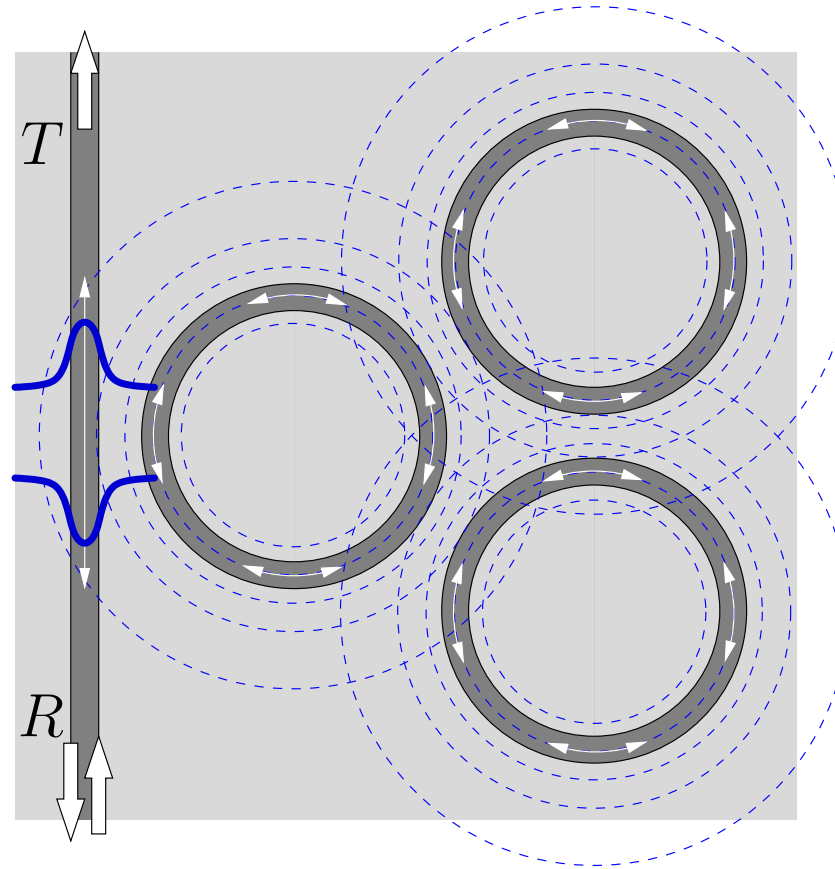
CROW, spectral response I



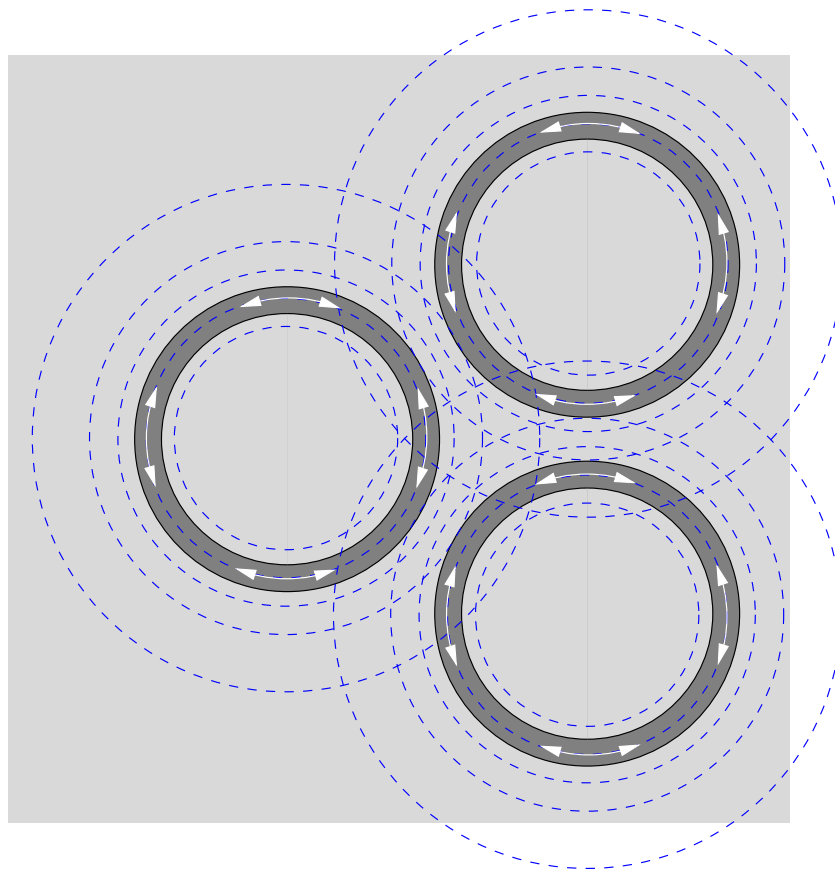
CROW, supermode pattern



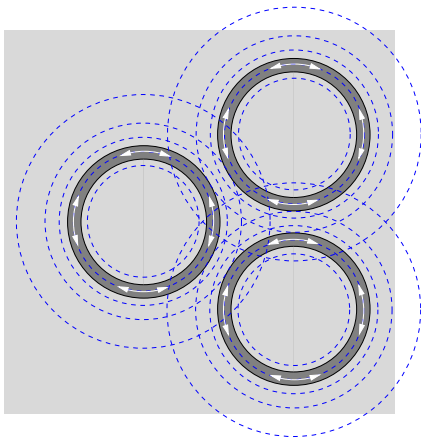
Three-ring molecule



Three-ring molecule



Three-ring molecule, supermodes

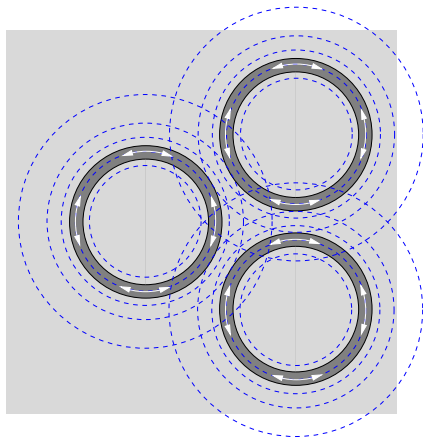


Template: $3 \times \text{WGM}(0, \pm 39) \rightsquigarrow 6$ supermodes.

Symmetries:

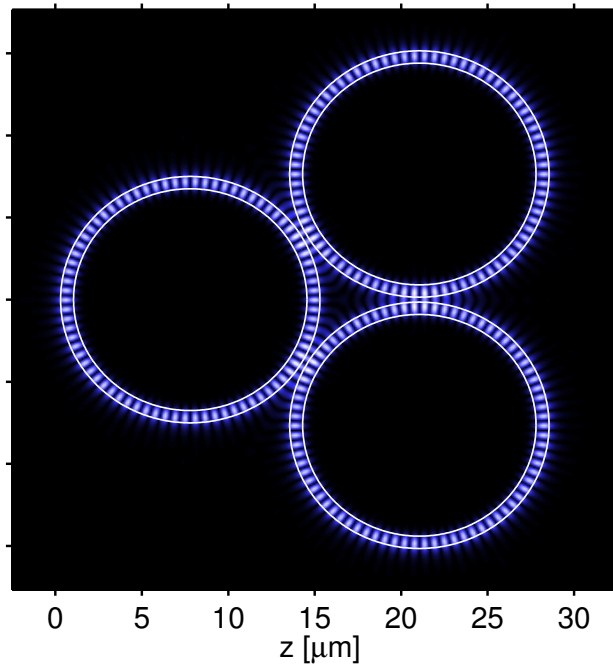
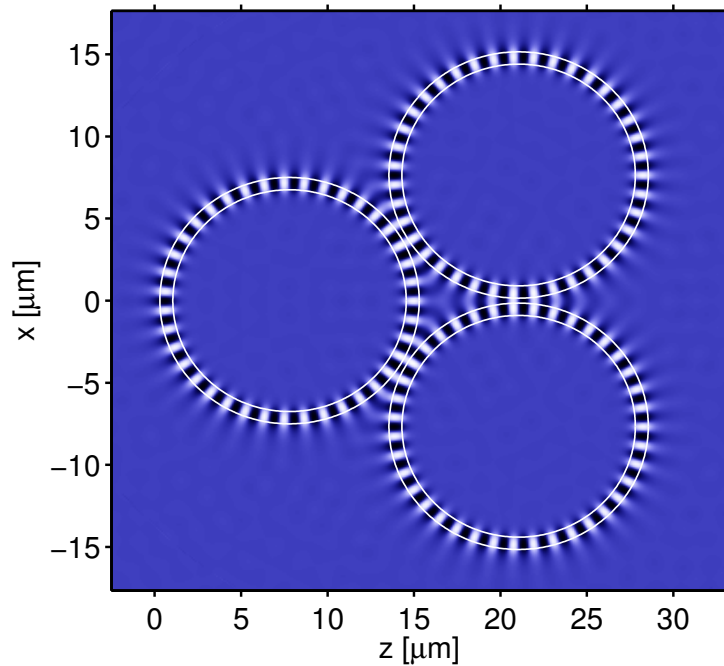
The symmetries are represented by five four-lobed diagrams. Each diagram has a central point with four lobes. The lobes are labeled with 'e' (blue) and 'o' (black). The first diagram has 'e' in all four lobes. The second and third diagrams are grouped by a blue bracket underneath; the second has 'e' in the top and bottom lobes and 'o' in the left and right lobes, while the third has 'e' in the left and right lobes and 'o' in the top and bottom lobes. The fourth and fifth diagrams are also grouped by a blue bracket underneath; the fourth has 'o' in the top and bottom lobes and 'e' in the left and right lobes, while the fifth has 'o' in all four lobes.

Three-ring molecule, supermodes



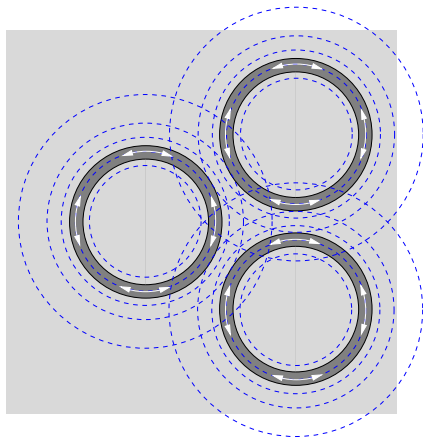
Template: $3 \times \text{WGM}(0, \pm 39) \rightsquigarrow 6$ supermodes.

Symmetries:



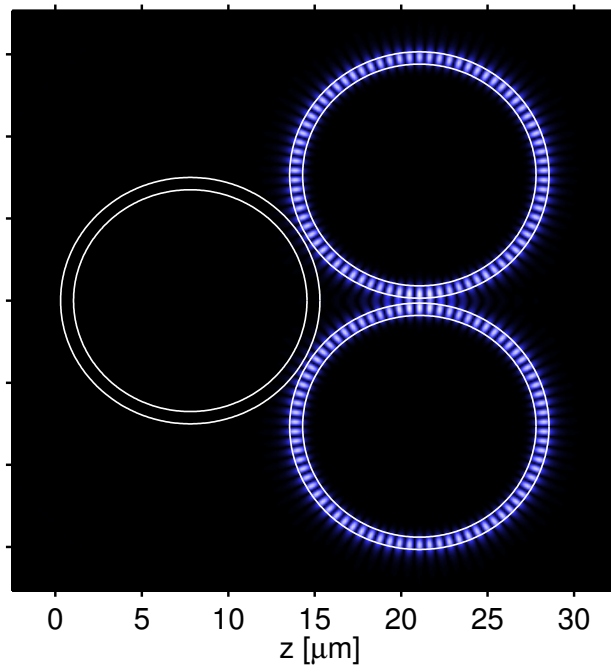
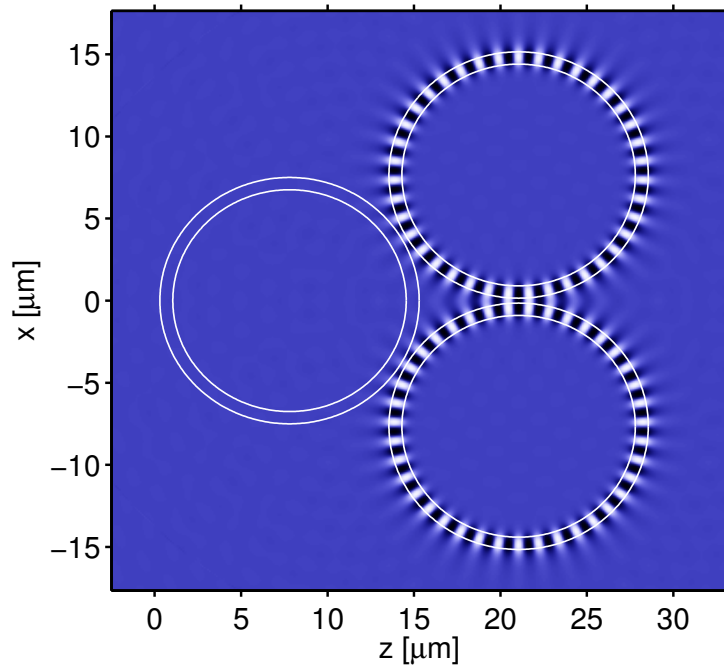
$$\begin{aligned}\lambda_r &= 1.56946 \mu\text{m}, \\ Q &= 1.3 \cdot 10^5, \\ \Delta\lambda &= 1.1 \cdot 10^{-5} \mu\text{m}.\end{aligned}$$

Three-ring molecule, supermodes



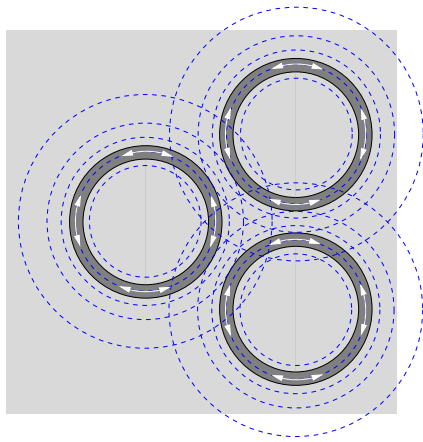
Template: $3 \times \text{WGM}(0, \pm 39) \rightsquigarrow 6$ supermodes.

Symmetries:



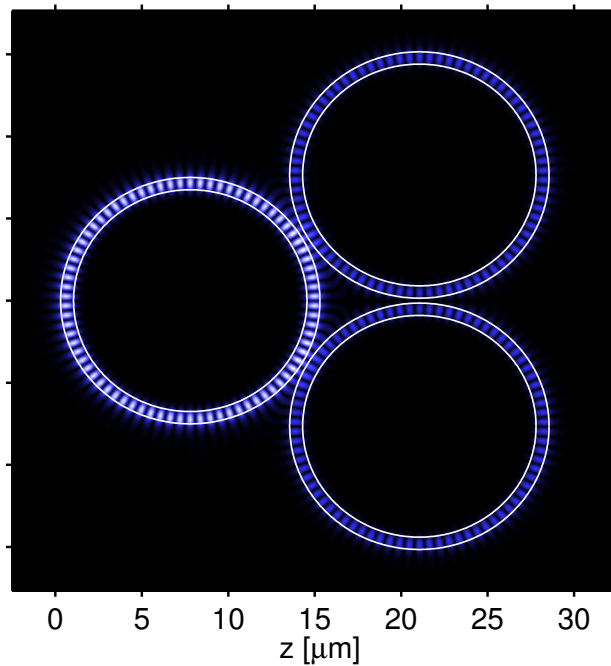
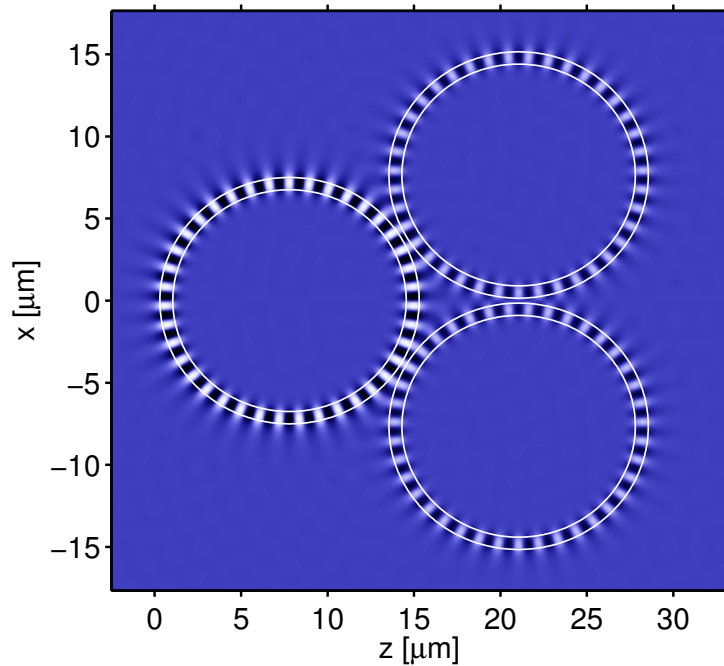
$$\begin{aligned}\lambda_r &= 1.56715 \mu\text{m}, \\ Q &= 1.2 \cdot 10^5, \\ \Delta\lambda &= 1.3 \cdot 10^{-5} \mu\text{m}.\end{aligned}$$

Three-ring molecule, supermodes



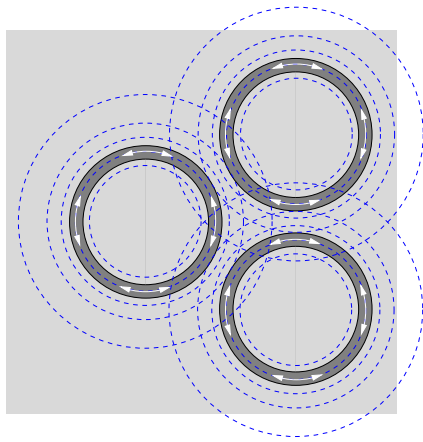
Template: $3 \times \text{WGM}(0, \pm 39) \rightsquigarrow 6$ supermodes.

Symmetries:



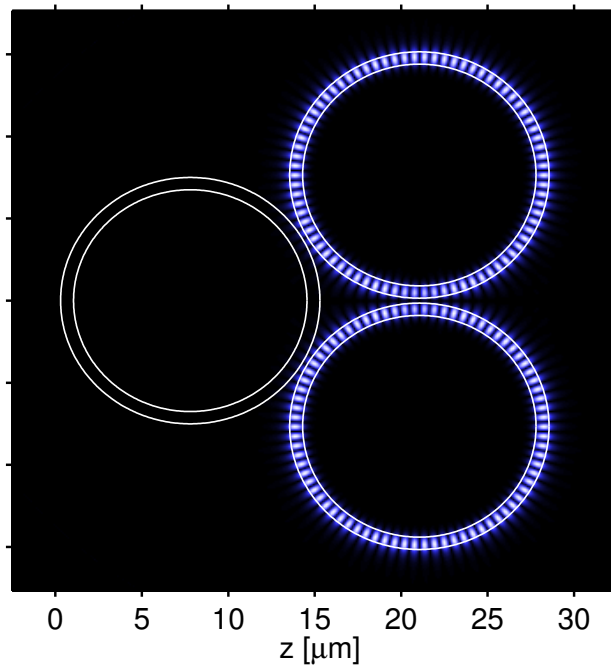
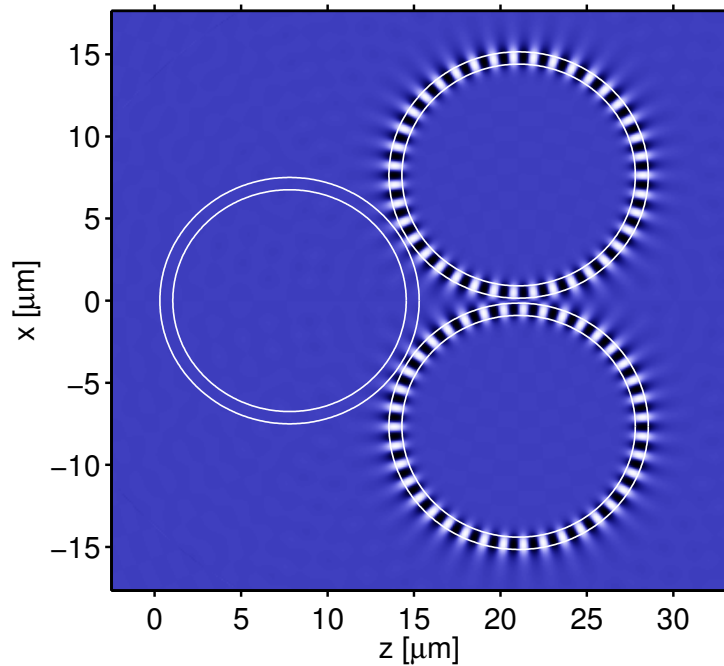
$$\begin{aligned}\lambda_r &= 1.56714 \mu\text{m}, \\ Q &= 0.9 \cdot 10^5, \\ \Delta\lambda &= 1.7 \cdot 10^{-5} \mu\text{m}.\end{aligned}$$

Three-ring molecule, supermodes



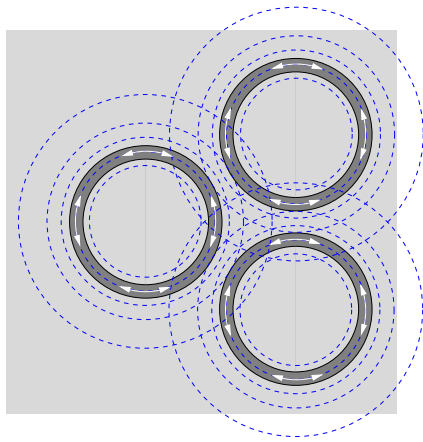
Template: $3 \times \text{WGM}(0, \pm 39) \rightsquigarrow 6$ supermodes.

Symmetries:



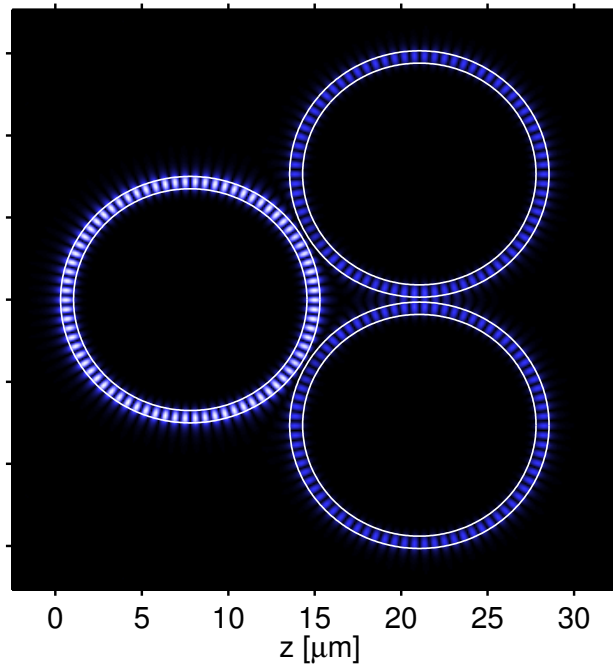
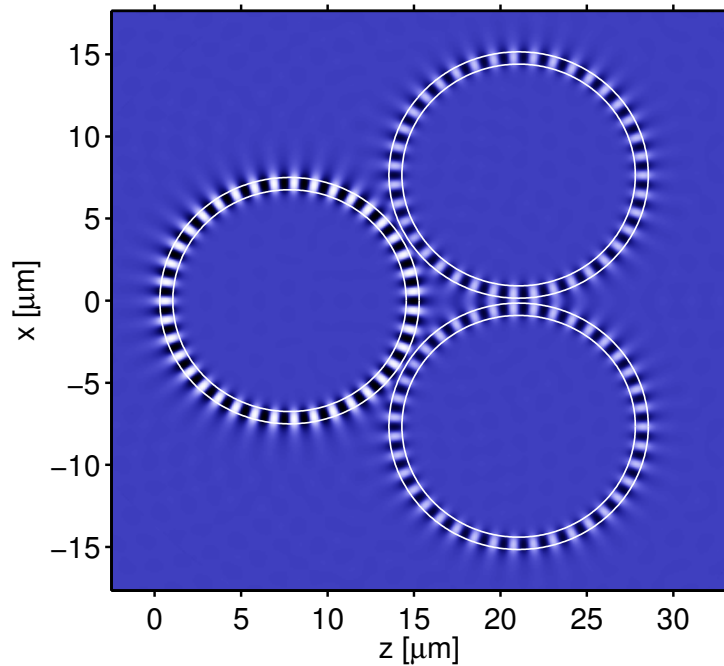
$$\begin{aligned}\lambda_r &= 1.56235 \mu\text{m}, \\ Q &= 1.0 \cdot 10^5, \\ \Delta\lambda &= 1.6 \cdot 10^{-5} \mu\text{m}.\end{aligned}$$

Three-ring molecule, supermodes



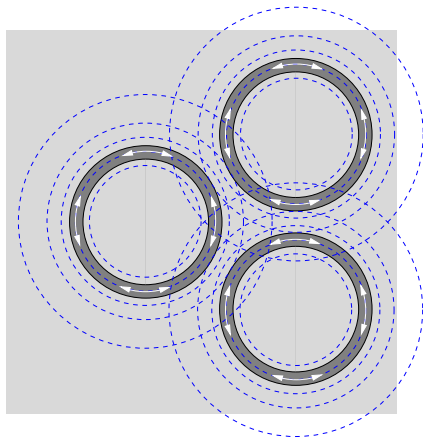
Template: $3 \times \text{WGM}(0, \pm 39) \rightsquigarrow 6$ supermodes.

Symmetries:



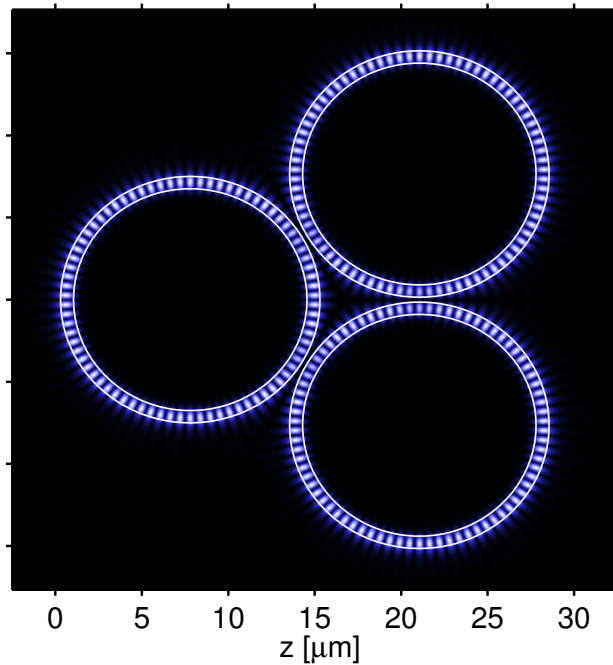
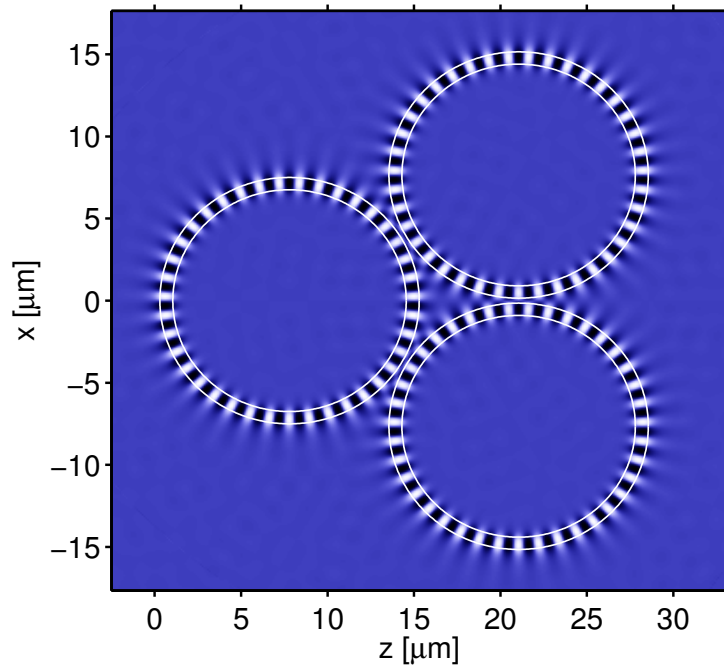
$$\begin{aligned}\lambda_r &= 1.56234 \mu\text{m}, \\ Q &= 1.0 \cdot 10^5, \\ \Delta\lambda &= 1.5 \cdot 10^{-5} \mu\text{m}.\end{aligned}$$

Three-ring molecule, supermodes



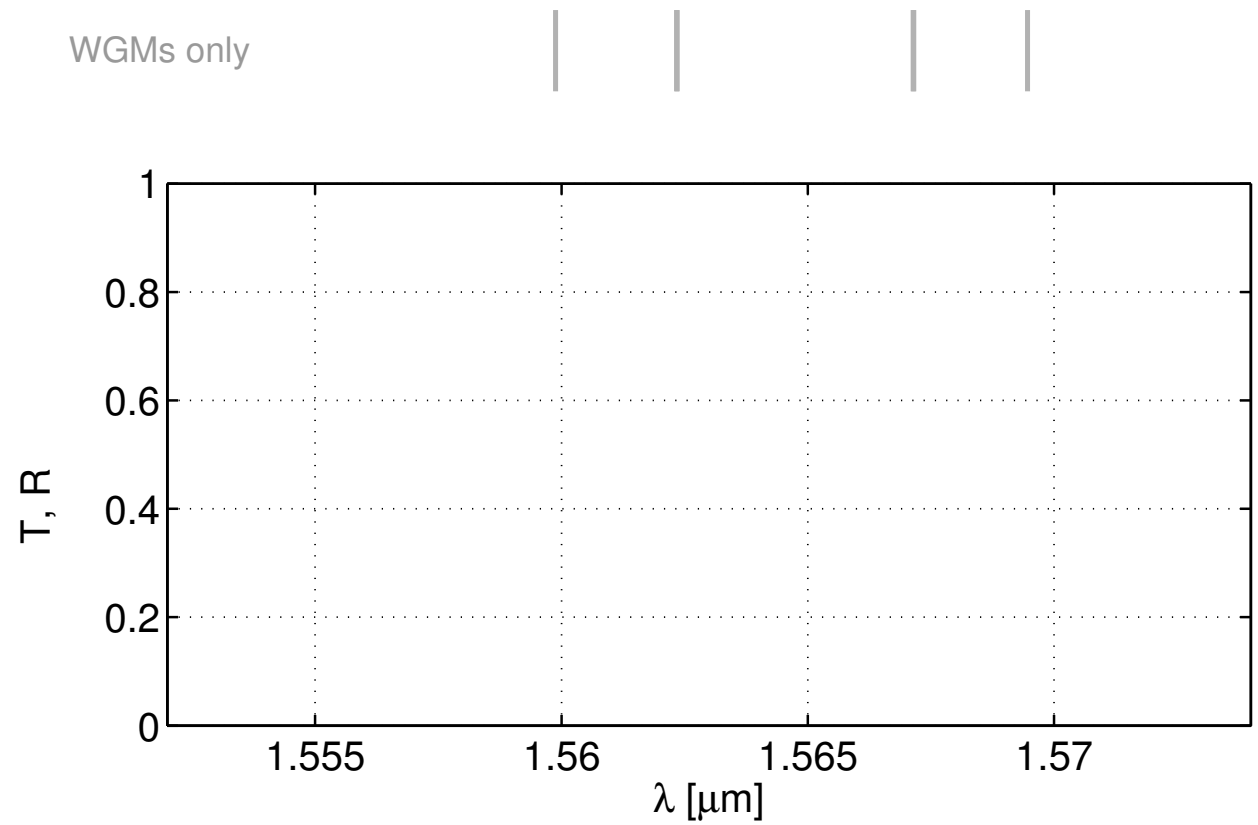
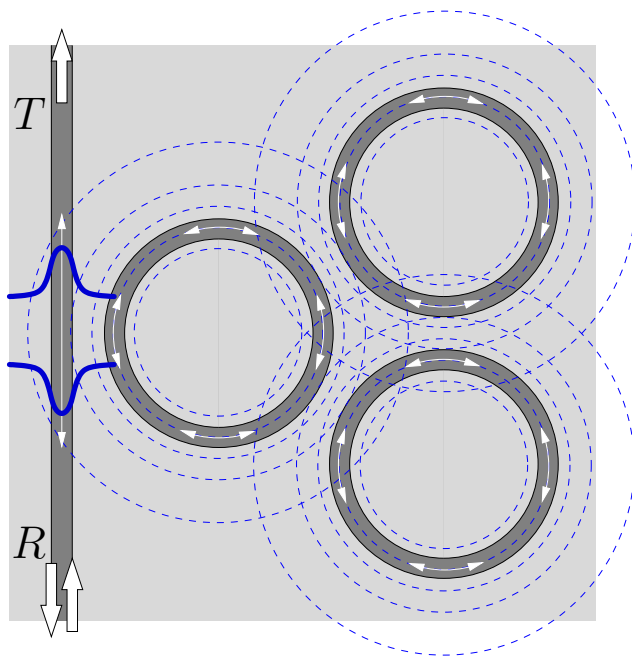
Template: $3 \times \text{WGM}(0, \pm 39) \rightsquigarrow 6$ supermodes.

Symmetries:

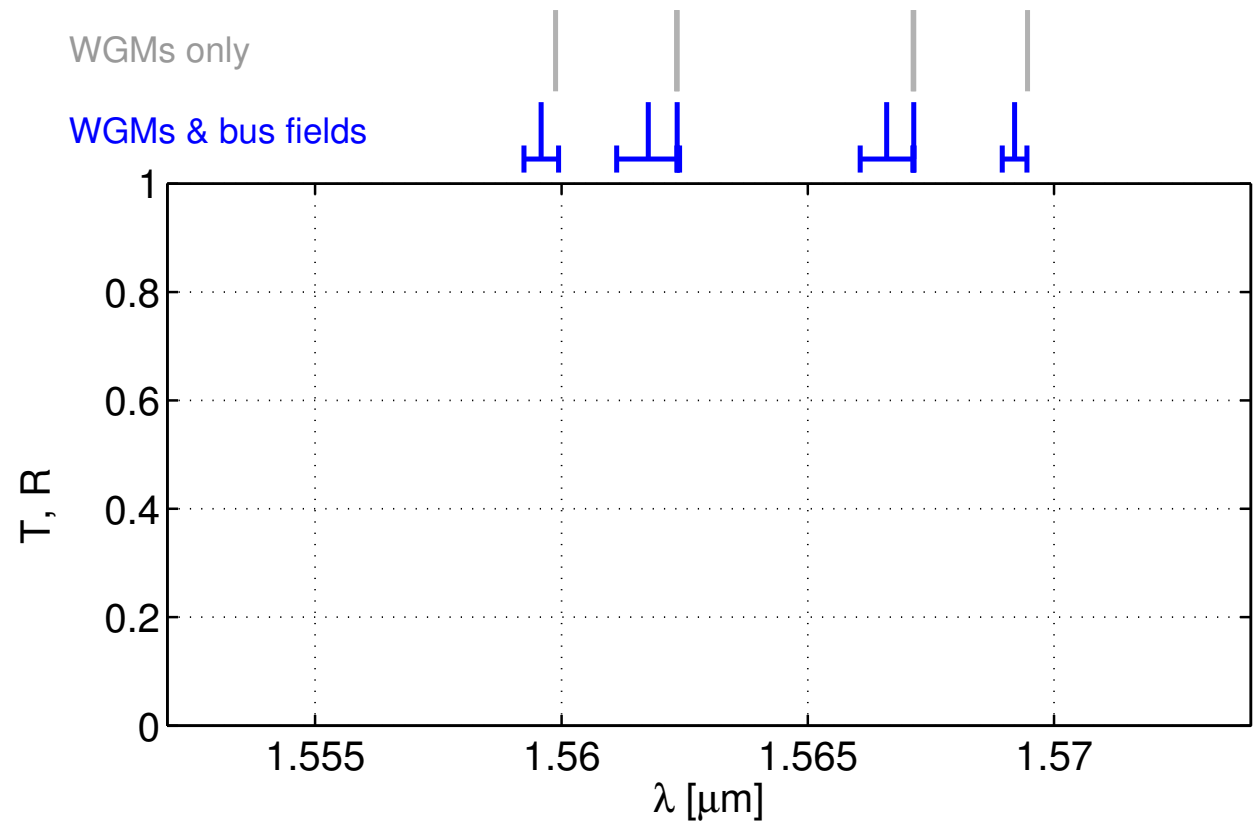
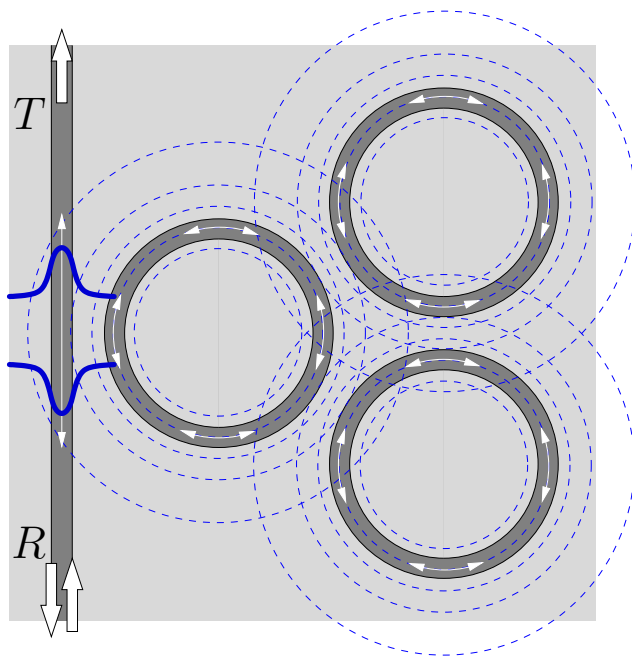


$$\begin{aligned}\lambda_r &= 1.55988 \mu\text{m}, \\ Q &= 1.2 \cdot 10^5, \\ \Delta\lambda &= 1.3 \cdot 10^{-5} \mu\text{m}.\end{aligned}$$

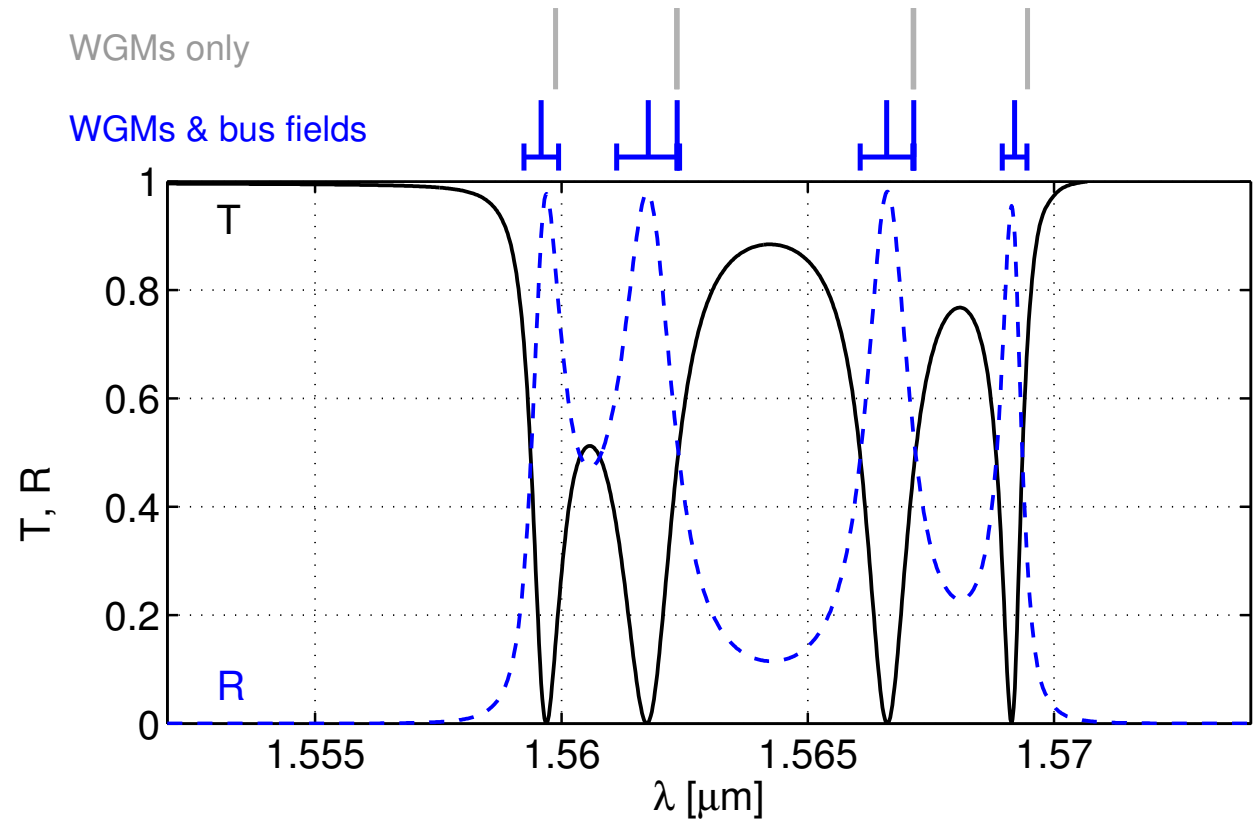
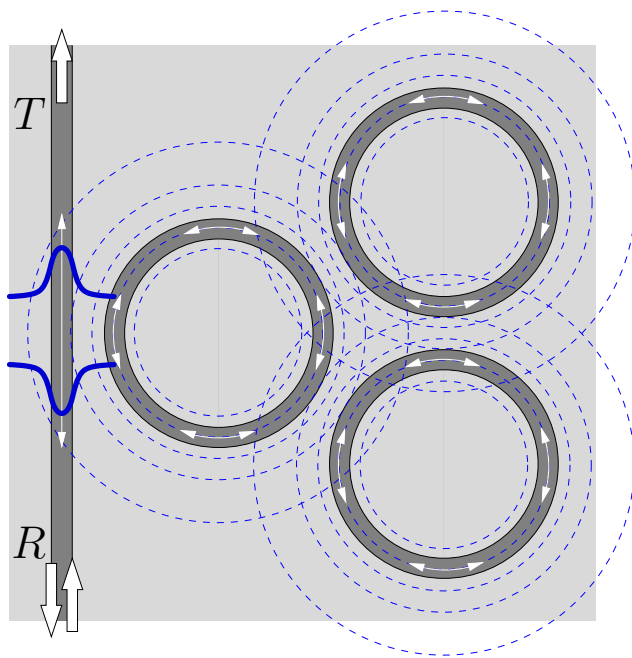
Three-ring molecule, excitation



Three-ring molecule, excitation



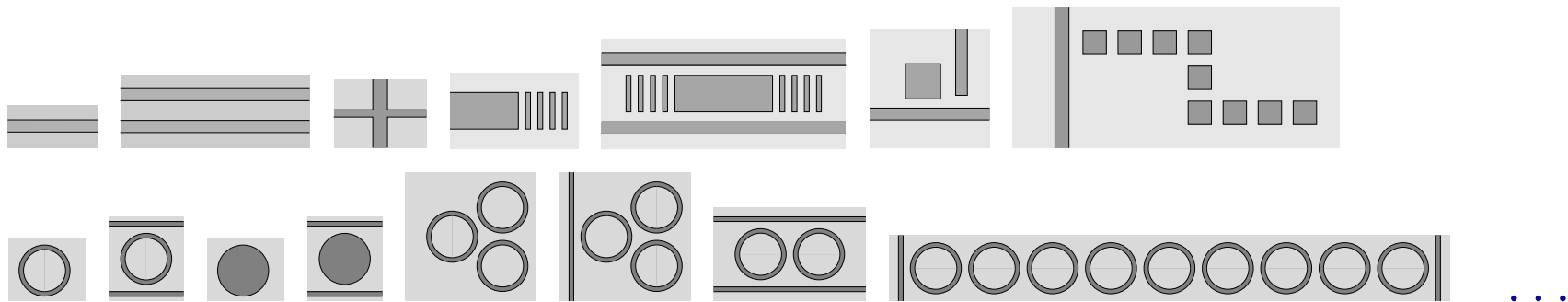
Three-ring molecule, excitation



Concluding remarks

Hybrid analytical / numerical Coupled Mode Theory, [HCMT](#):

- an ab-initio, quantitative, quite general CMT variant, alternatively
- a numerical (FEM) approach with highly specialized base functions,
- configurations with localized resonances: demonstrated,
- extension to 3-D ([todo](#)): numerical basis fields, still moderate effort,
- very close to common ways of reasoning in integrated optics,
- reasonably versatile:



...

— *supplementary material* —

Fast evaluation of spectral properties

Time consuming: evaluation of modal “overlaps” K_{lk} in \mathbf{K} :

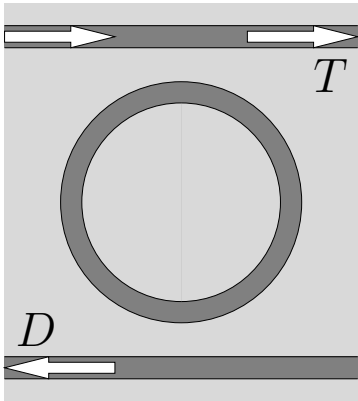
$$K_{lk} = \iint \mathcal{K}(\mathbf{E}_l, \mathbf{H}_l; \mathbf{E}_k, \mathbf{H}_k) \, dx \, dz .$$

All properties of the modal basis fields change but slowly with λ ;
rapid spectral variations are due to the *solution* of the linear system involving \mathbf{K} .

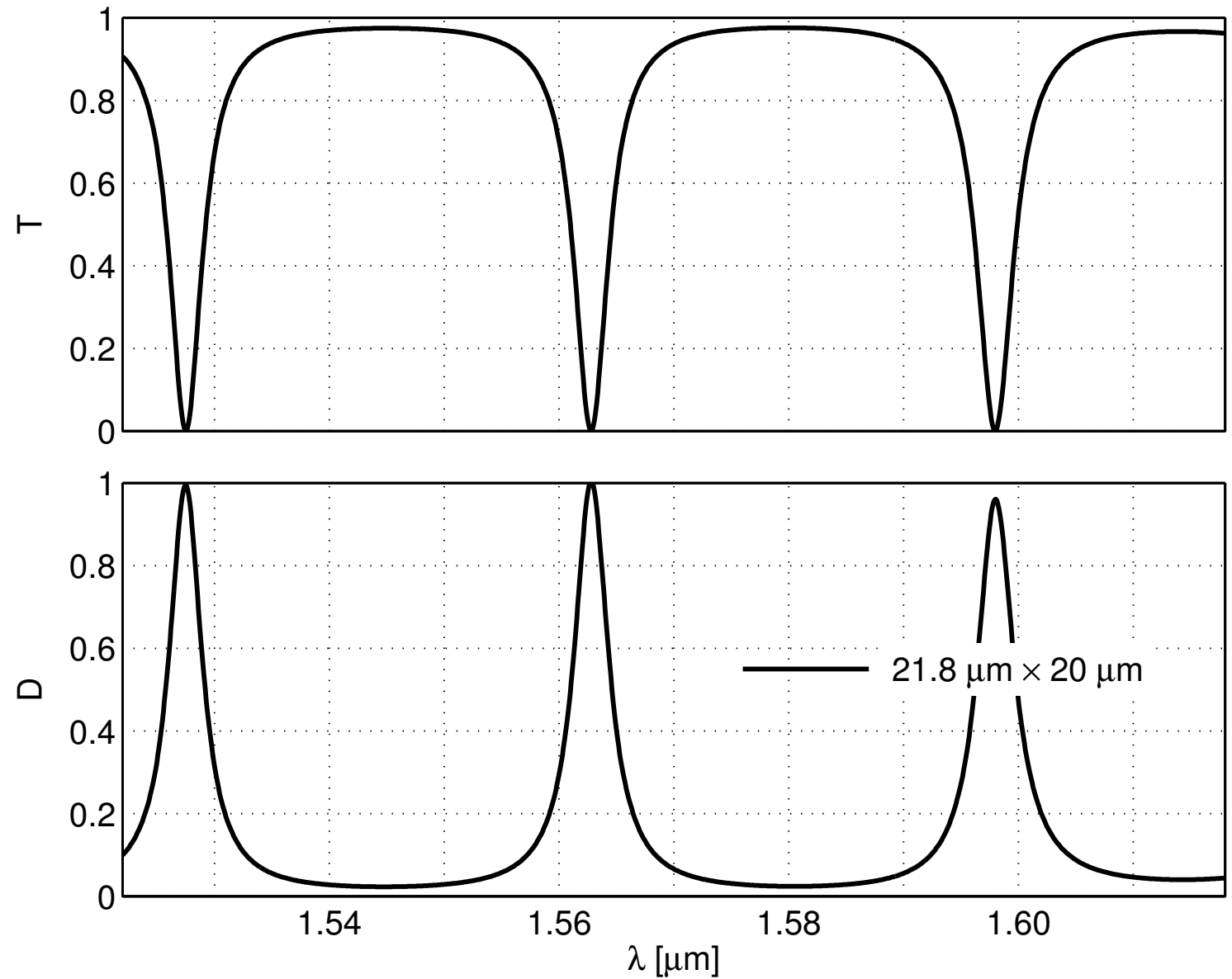
~> Interpolate $\mathbf{K}(\lambda)$:

- Interval of interest $\lambda \in [\lambda_a, \lambda_b]$, $\lambda_0 := \frac{3}{4}\lambda_a + \frac{1}{4}\lambda_b$, $\lambda_1 := \frac{1}{4}\lambda_a + \frac{3}{4}\lambda_b$,
- compute only $\mathbf{K}_0 = \mathbf{K}(\lambda_0)$ and $\mathbf{K}_1 = \mathbf{K}(\lambda_1)$ directly,
- interpolate $\mathbf{K}_i(\lambda) = \mathbf{K}_0 + \frac{\lambda - \lambda_0}{\lambda_1 - \lambda_0} (\mathbf{K}_1 - \mathbf{K}_0)$,
- solve for $\mathbf{a}(\lambda)$ with $\mathbf{K}_i(\lambda)$.

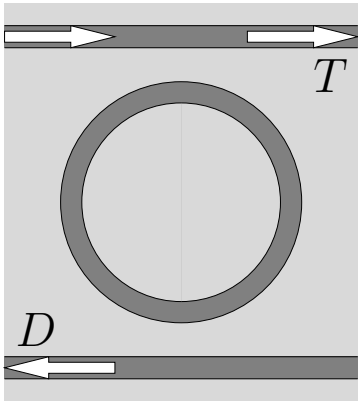
Computational window



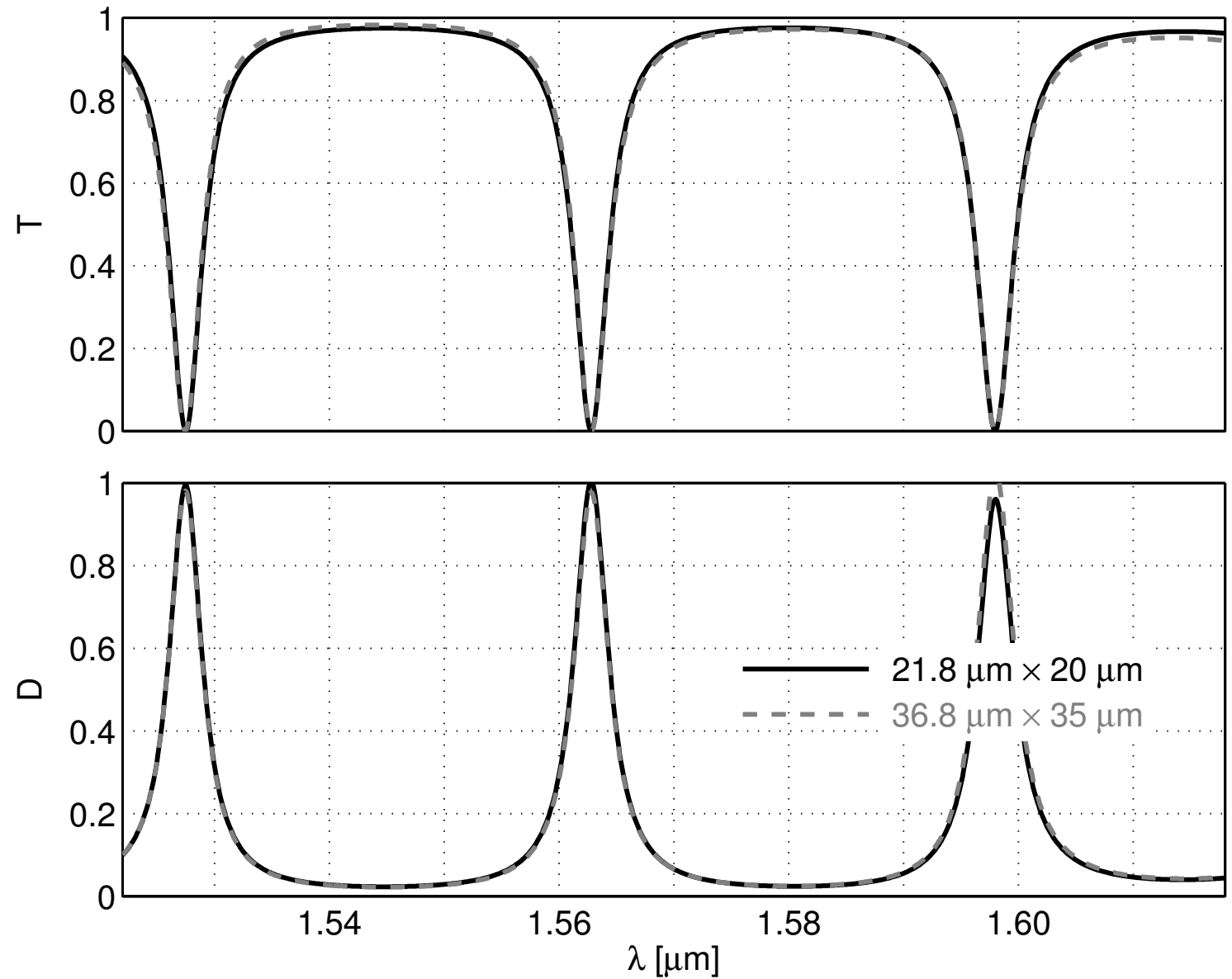
$$R = 7.5 \mu\text{m}$$



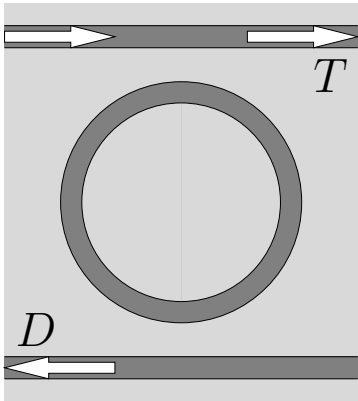
Computational window



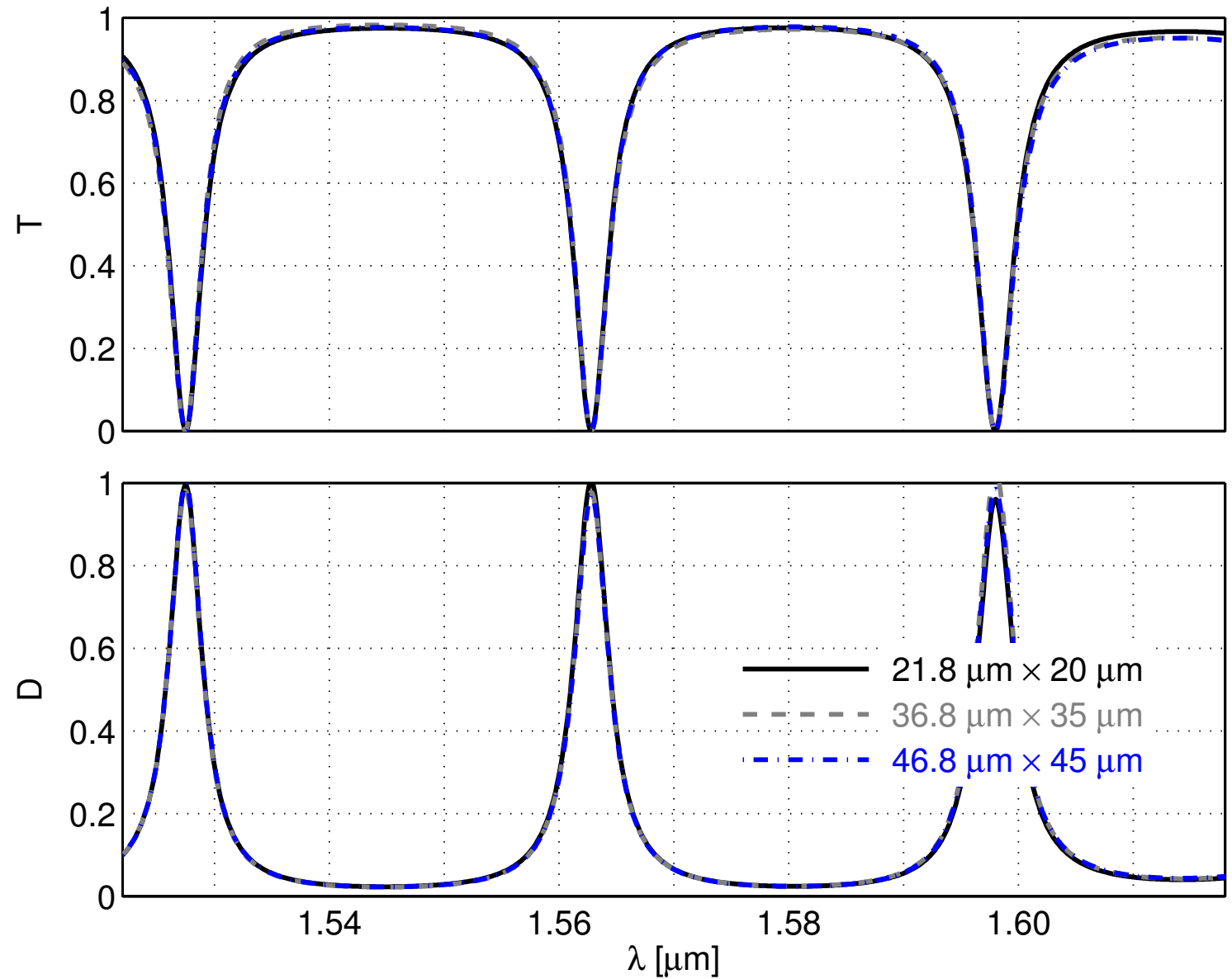
$$R = 7.5 \mu\text{m}$$



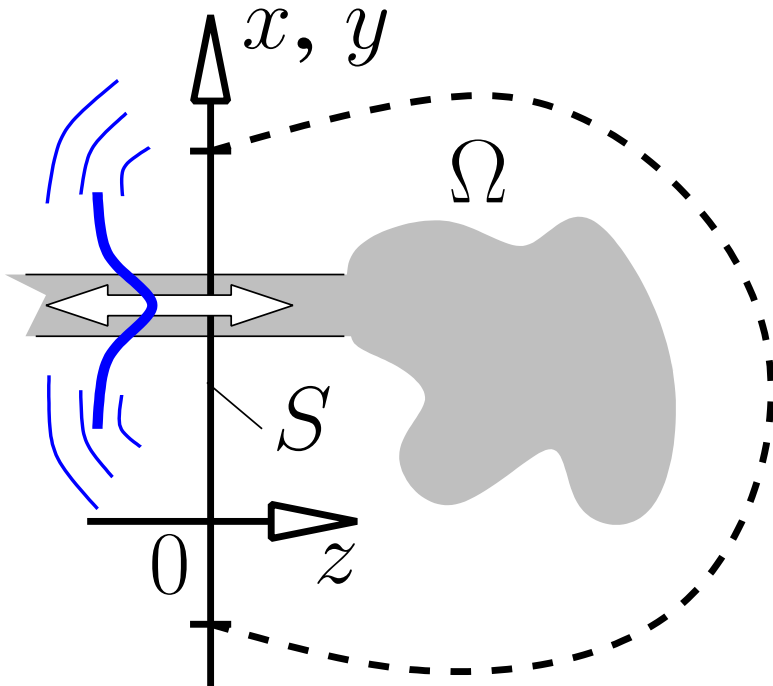
Computational window



$$R = 7.5 \mu\text{m}$$



Abstract scattering problem



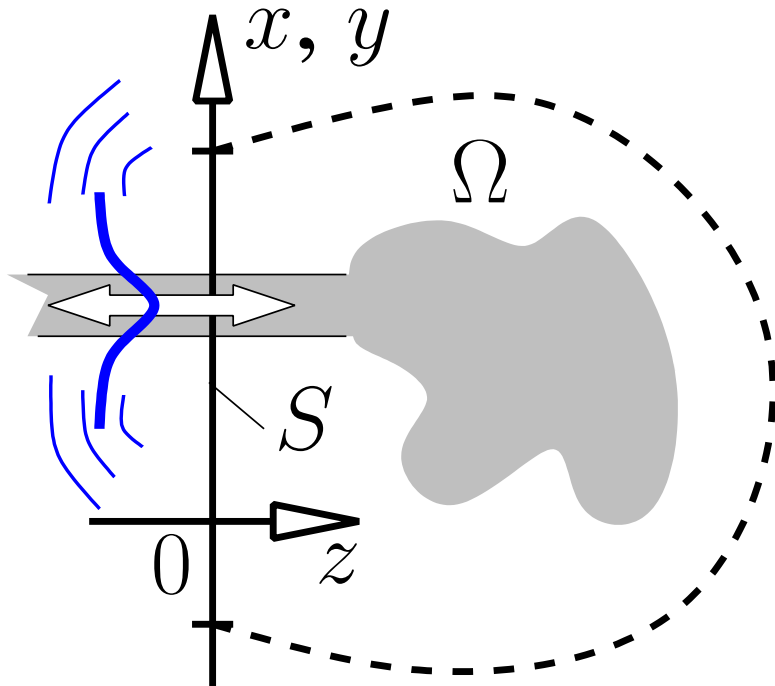
Ω : domain of interest,

$$\left. \begin{aligned} \nabla \times \mathbf{H} - i\omega\epsilon_0\epsilon\mathbf{E} &= 0 \\ -\nabla \times \mathbf{E} - i\omega\mu_0\mathbf{H} &= 0 \end{aligned} \right\} \text{ in } \Omega$$

for given frequency ω , permittivity $\epsilon = n^2$,

S : an exemplary port plane,
waveguides enter Ω through S .

Abstract scattering problem



Ω : domain of interest,

$$\left. \begin{aligned} \nabla \times \mathbf{H} - i\omega\epsilon_0\epsilon\mathbf{E} &= 0 \\ -\nabla \times \mathbf{E} - i\omega\mu_0\mathbf{H} &= 0 \end{aligned} \right\} \text{ in } \Omega$$

for given frequency ω , permittivity $\epsilon = n^2$,

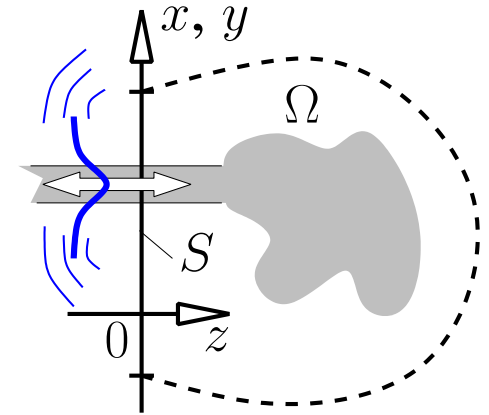
S : an exemplary port plane,
waveguides enter Ω through S .

Variational form including suitable boundary conditions ?

Boundary conditions

Ingredients:

- Complete set of normal modes on S ,
 $(\tilde{\mathbf{E}}_m, \pm \tilde{\mathbf{H}}_m)(x, y) \longleftrightarrow$ propagation along $\pm z$.
- Product on S : $\langle \mathbf{A}, \mathbf{B} \rangle = \iint_S (\mathbf{A} \times \mathbf{B}) \cdot \mathbf{e}_z \, dx \, dy$.
- Modal orthogonality properties $\langle \tilde{\mathbf{E}}_l, \tilde{\mathbf{H}}_k \rangle = \delta_{lk} N_k$, $N_k = \langle \tilde{\mathbf{E}}_k, \tilde{\mathbf{H}}_k \rangle$.



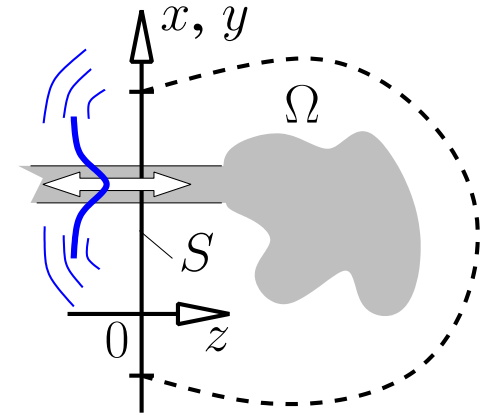
“Any” electric field \mathbf{E} and magnetic field \mathbf{H} on S can be expanded as

$$\mathbf{E} = \sum_m e_m \tilde{\mathbf{E}}_m, \quad e_m = \frac{1}{N_m} \langle \mathbf{E}, \tilde{\mathbf{H}}_m \rangle, \quad \mathbf{H} = \sum_m h_m \tilde{\mathbf{H}}_m, \quad h_m = \frac{1}{N_m} \langle \tilde{\mathbf{E}}_m, \mathbf{H} \rangle,$$

Boundary conditions

Ingredients:

- Complete set of normal modes on S ,
 $(\tilde{\mathbf{E}}_m, \pm \tilde{\mathbf{H}}_m)(x, y) \longleftrightarrow$ propagation along $\pm z$.
- Product on S : $\langle \mathbf{A}, \mathbf{B} \rangle = \iint_S (\mathbf{A} \times \mathbf{B}) \cdot \mathbf{e}_z \, dx \, dy$.
- Modal orthogonality properties $\langle \tilde{\mathbf{E}}_l, \tilde{\mathbf{H}}_k \rangle = \delta_{lk} N_k$, $N_k = \langle \tilde{\mathbf{E}}_k, \tilde{\mathbf{H}}_k \rangle$.



“Any” electric field \mathbf{E} and magnetic field \mathbf{H} on S can be expanded as

$$\mathbf{E} = \sum_m e_m \tilde{\mathbf{E}}_m, \quad e_m = \frac{1}{N_m} \langle \mathbf{E}, \tilde{\mathbf{H}}_m \rangle, \quad \mathbf{H} = \sum_m h_m \tilde{\mathbf{H}}_m, \quad h_m = \frac{1}{N_m} \langle \tilde{\mathbf{E}}_m, \mathbf{H} \rangle,$$

$$\text{or} \quad \begin{pmatrix} \mathbf{E} \\ \mathbf{H} \end{pmatrix} = \sum_m f_m \begin{pmatrix} \tilde{\mathbf{E}}_m \\ \tilde{\mathbf{H}}_m \end{pmatrix} + \sum_m b_m \begin{pmatrix} \tilde{\mathbf{E}}_m \\ -\tilde{\mathbf{H}}_m \end{pmatrix}, \quad \begin{aligned} f_m &= (e_m + h_m)/2, \\ b_m &= (e_m - h_m)/2 \end{aligned}$$

(transverse components only).

Transparent influx boundary conditions (TIBCs)

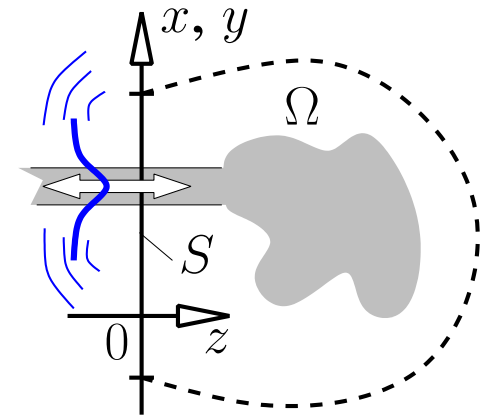
... on S for inhomogeneous exterior, incoming waveguides:

$$\mathbf{E} = \sum_m 2F_m \tilde{\mathbf{E}}_m - \sum_m \frac{1}{N_m} \langle \tilde{\mathbf{E}}_m, \mathbf{H} \rangle \tilde{\mathbf{E}}_m ,$$

$$\mathbf{H} = \sum_m 2F_m \tilde{\mathbf{H}}_m - \sum_m \frac{1}{N_m} \langle \mathbf{E}, \tilde{\mathbf{H}}_m \rangle \tilde{\mathbf{H}}_m ;$$

F_m : influx, given coefficients of incoming waves;

$$\begin{pmatrix} \mathbf{E} \\ \mathbf{H} \end{pmatrix}_{\text{inc}} = \sum_m F_m \begin{pmatrix} \tilde{\mathbf{E}}_m \\ \tilde{\mathbf{H}}_m \end{pmatrix} .$$



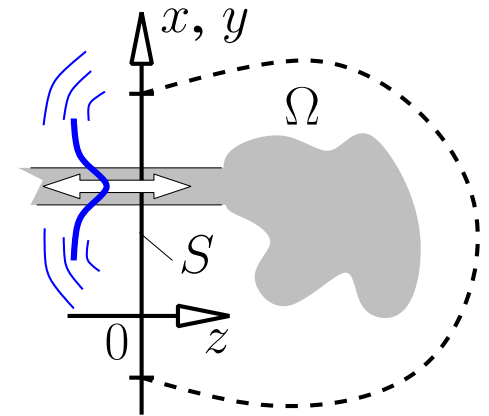
Transparent influx boundary conditions (TIBCs)

... on S for inhomogeneous exterior, incoming waveguides:

$$\mathbf{E} = \sum_m 2F_m \tilde{\mathbf{E}}_m - \sum_m \frac{1}{N_m} \langle \tilde{\mathbf{E}}_m, \mathbf{H} \rangle \tilde{\mathbf{E}}_m ,$$

$$\mathbf{H} = \sum_m 2F_m \tilde{\mathbf{H}}_m - \sum_m \frac{1}{N_m} \langle \mathbf{E}, \tilde{\mathbf{H}}_m \rangle \tilde{\mathbf{H}}_m ;$$

F_m : influx, given coefficients of incoming waves;
$$\begin{pmatrix} \mathbf{E} \\ \mathbf{H} \end{pmatrix}_{\text{inc}} = \sum_m F_m \begin{pmatrix} \tilde{\mathbf{E}}_m \\ \tilde{\mathbf{H}}_m \end{pmatrix} .$$



↪ For a general field of the form
$$\begin{pmatrix} \mathbf{E} \\ \mathbf{H} \end{pmatrix} = \sum_m f_m \begin{pmatrix} \tilde{\mathbf{E}}_m \\ \tilde{\mathbf{H}}_m \end{pmatrix} + \sum_m b_m \begin{pmatrix} \tilde{\mathbf{E}}_m \\ -\tilde{\mathbf{H}}_m \end{pmatrix}$$

the TIBCs require $f_m = F_m$, while b_m can be arbitrary.

Frequency domain Maxwell equations, variational form

Consider the functional

$$\mathcal{L}(\mathbf{E}, \mathbf{H}) = \iiint_{\Omega} \{ \mathbf{E} \cdot (\nabla \times \mathbf{H}) + \mathbf{H} \cdot (\nabla \times \mathbf{E}) - i\omega\epsilon_0\epsilon \mathbf{E}^2 + i\omega\mu_0 \mathbf{H}^2 \} dx dy dz$$

(cf. e.g. C. Vassallo. *Optical Waveguide Concepts*. Elsevier, Amsterdam, 1991).

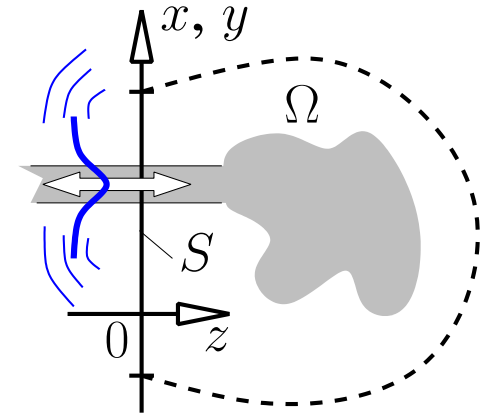
First variation:

$$\begin{aligned} \delta\mathcal{L}(\mathbf{E}, \mathbf{H}; \delta\mathbf{E}, \delta\mathbf{H}) &= \iiint_{\Omega} \{ 2\delta\mathbf{E} \cdot (\nabla \times \mathbf{H} - i\omega\epsilon_0\epsilon \mathbf{E}) \\ &\quad + 2\delta\mathbf{H} \cdot (\nabla \times \mathbf{E} + i\omega\mu_0 \mathbf{H}) \} dx dy dz \\ &\quad - \iint_{\partial\Omega} \{ (\mathbf{n} \times \mathbf{E}) \cdot \delta\mathbf{H} + (\mathbf{n} \times \mathbf{H}) \cdot \delta\mathbf{E} \} dA. \end{aligned}$$

Stationarity $\delta\mathcal{L}(\mathbf{E}, \mathbf{H}; \delta\mathbf{E}, \delta\mathbf{H}) = 0$ for arbitrary $\delta\mathbf{E}, \delta\mathbf{H}$ implies

- that \mathbf{E}, \mathbf{H} satisfy the Maxwell equations in Ω
- and that transverse components of \mathbf{E} and \mathbf{H} vanish on $\partial\Omega$.

Variational form of the scattering problem

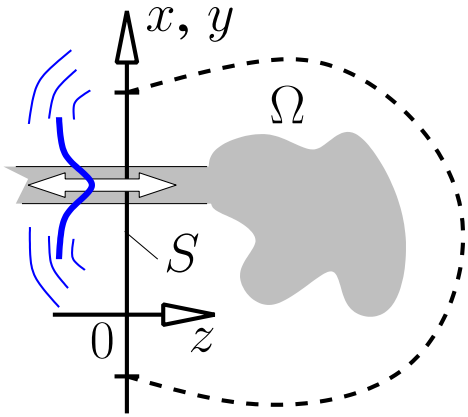


... based on the functional:

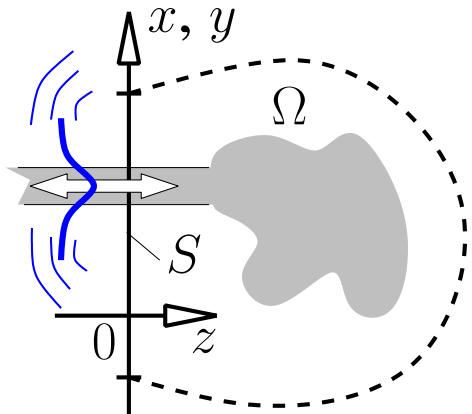
$$\begin{aligned}\mathcal{F}(\mathbf{E}, \mathbf{H}) = & \iiint_{\Omega} \{ \mathbf{E} \cdot (\nabla \times \mathbf{H}) + \mathbf{H} \cdot (\nabla \times \mathbf{E}) - i\omega\epsilon_0\epsilon \mathbf{E}^2 + i\omega\mu_0 \mathbf{H}^2 \} dx dy dz \\ & - \sum_m 2F_m \left\{ \langle \tilde{\mathbf{E}}_m, \mathbf{H} \rangle - \langle \mathbf{E}, \tilde{\mathbf{H}}_m \rangle \right\} \\ & + \sum_m \frac{1}{2N_m} \left\{ \langle \tilde{\mathbf{E}}_m, \mathbf{H} \rangle^2 - \langle \mathbf{E}, \tilde{\mathbf{H}}_m \rangle^2 \right\}\end{aligned}$$

Variational form of the scattering problem, first variation

$$\begin{aligned}
 \delta \mathcal{F}(\mathbf{E}, \mathbf{H}; \delta \mathbf{E}, \delta \mathbf{H}) = & \iiint_{\Omega} \{ 2\delta \mathbf{E} \cdot (\nabla \times \mathbf{H} - i\omega\epsilon_0\epsilon \mathbf{E}) \\
 & + 2\delta \mathbf{H} \cdot (\nabla \times \mathbf{E} + i\omega\mu_0 \mathbf{H}) \} dx dy dz \\
 & + \left\langle \mathbf{E} - \sum_m 2F_m \tilde{\mathbf{E}}_m + \sum_m \frac{1}{N_m} \langle \tilde{\mathbf{E}}_m, \mathbf{H} \rangle \tilde{\mathbf{E}}_m, \delta \mathbf{H} \right\rangle \\
 & - \left\langle \delta \mathbf{E}, \mathbf{H} - \sum_m 2F_m \tilde{\mathbf{H}}_m + \sum_m \frac{1}{N_m} \langle \mathbf{E}, \tilde{\mathbf{H}}_m \rangle \tilde{\mathbf{H}}_m \right\rangle \\
 & - \iint_{\partial\Omega \setminus S} \{ (\mathbf{n} \times \mathbf{E}) \cdot \delta \mathbf{H} + (\mathbf{n} \times \mathbf{H}) \cdot \delta \mathbf{E} \} dA.
 \end{aligned}$$



Variational form of the scattering problem, first variation



$$\begin{aligned}
 \delta \mathcal{F}(\mathbf{E}, \mathbf{H}; \delta \mathbf{E}, \delta \mathbf{H}) &= \iiint_{\Omega} \{ 2\delta \mathbf{E} \cdot (\nabla \times \mathbf{H} - i\omega\epsilon_0\epsilon \mathbf{E}) \\
 &\quad + 2\delta \mathbf{H} \cdot (\nabla \times \mathbf{E} + i\omega\mu_0\mathbf{H}) \} dx dy dz \\
 &+ \left\langle \mathbf{E} - \sum_m 2F_m \tilde{\mathbf{E}}_m + \sum_m \frac{1}{N_m} \langle \tilde{\mathbf{E}}_m, \mathbf{H} \rangle \tilde{\mathbf{E}}_m, \delta \mathbf{H} \right\rangle \\
 &- \left\langle \delta \mathbf{E}, \mathbf{H} - \sum_m 2F_m \tilde{\mathbf{H}}_m + \sum_m \frac{1}{N_m} \langle \mathbf{E}, \tilde{\mathbf{H}}_m \rangle \tilde{\mathbf{H}}_m \right\rangle \\
 &- \iint_{\partial\Omega \setminus S} \{ (\mathbf{n} \times \mathbf{E}) \cdot \delta \mathbf{H} + (\mathbf{n} \times \mathbf{H}) \cdot \delta \mathbf{E} \} dA.
 \end{aligned}$$

Stationarity $\delta \mathcal{F}(\mathbf{E}, \mathbf{H}; \delta \mathbf{E}, \delta \mathbf{H}) = 0$ for arbitrary $\delta \mathbf{E}, \delta \mathbf{H}$ implies

- that \mathbf{E}, \mathbf{H} satisfy the Maxwell equations in Ω ,
- that \mathbf{E}, \mathbf{H} satisfy TIBCs on S ,
- and that transverse components of \mathbf{E} and \mathbf{H} vanish on $\partial\Omega \setminus S$.

Variational HCMT scheme

$$\mathcal{F}(\boldsymbol{E}, \boldsymbol{H}) \xrightarrow{(\boldsymbol{E}, \boldsymbol{H}) = \sum_k a_k (\boldsymbol{E}_k, \boldsymbol{H}_k)} \mathcal{F}_r(\boldsymbol{a})$$

Variational HCMT scheme

$$\mathcal{F}(\mathbf{E}, \mathbf{H}) \xrightarrow{(\mathbf{E}, \mathbf{H}) = \sum_k a_k (\mathbf{E}_k, \mathbf{H}_k)} \mathcal{F}_r(\mathbf{a})$$

Restricted functional:

$$\mathcal{F}_r(\mathbf{a}) = \sum_{l,k} a_l F_{lk} a_k + \sum_l R_l a_l + \sum_{l,k} a_l B_{lk} a_k ,$$

$$F_{lk} = \iiint_{\Omega} \left\{ \mathbf{E}_l \cdot (\nabla \times \mathbf{H}_k) + \mathbf{H}_l \cdot (\nabla \times \mathbf{E}_k) - i\omega\epsilon_0 \mathbf{E}_l \cdot \mathbf{E}_k + i\omega\mu_0 \mathbf{H}_l \cdot \mathbf{H}_k \right\} dx dy dz ,$$

$$R_l = - \sum_m 2F_m \left\{ \langle \tilde{\mathbf{E}}_m, \mathbf{H}_l \rangle - \langle \mathbf{E}_l, \tilde{\mathbf{H}}_m \rangle \right\} ,$$

$$B_{lk} = \sum_m \frac{1}{2N_m} \left\{ \langle \tilde{\mathbf{E}}_m, \mathbf{H}_l \rangle \langle \tilde{\mathbf{E}}_m, \mathbf{H}_k \rangle - \langle \mathbf{E}_l, \tilde{\mathbf{H}}_m \rangle \langle \mathbf{E}_k, \tilde{\mathbf{H}}_m \rangle \right\} ,$$

+ contributions R, B from other port planes.

Variational HCMT scheme

$$\mathcal{F}(\mathbf{E}, \mathbf{H}) \xrightarrow{(\mathbf{E}, \mathbf{H}) = \sum_k a_k (\mathbf{E}_k, \mathbf{H}_k)} \mathcal{F}_r(\mathbf{a})$$

Restricted functional:

$$\mathcal{F}_r(\mathbf{a}) = \mathbf{a} \cdot \mathbf{M} \mathbf{a} + \mathbf{R} \cdot \mathbf{a}.$$

Variational HCMT scheme

$$\mathcal{F}(\mathbf{E}, \mathbf{H}) \xrightarrow{(\mathbf{E}, \mathbf{H}) = \sum_k a_k (\mathbf{E}_k, \mathbf{H}_k)} \mathcal{F}_r(\mathbf{a})$$

Restricted functional:

$$\mathcal{F}_r(\mathbf{a}) = \mathbf{a} \cdot \mathbf{M} \mathbf{a} + \mathbf{R} \cdot \mathbf{a}.$$

Require $\delta \mathcal{F}_r = \delta \mathbf{a} \cdot \left((\mathbf{M} + \mathbf{M}^\top) \mathbf{a} + \mathbf{R} \right) = 0$ for all $\delta \mathbf{a}$,

$$(\mathbf{M} + \mathbf{M}^\top) \mathbf{a} + \mathbf{R} = 0,$$

\mathbf{a} ,

$$f_m, b_m, u_m, d_m, \mathbf{E}, \mathbf{H}.$$

Comments

HCMT scheme based on the variational form of the guided wave scattering problem:

- Expansions at the TIBC ports reduce to single terms due to modal orthogonality.
- Bidirectional basis fields are required for all channels in the field templates.

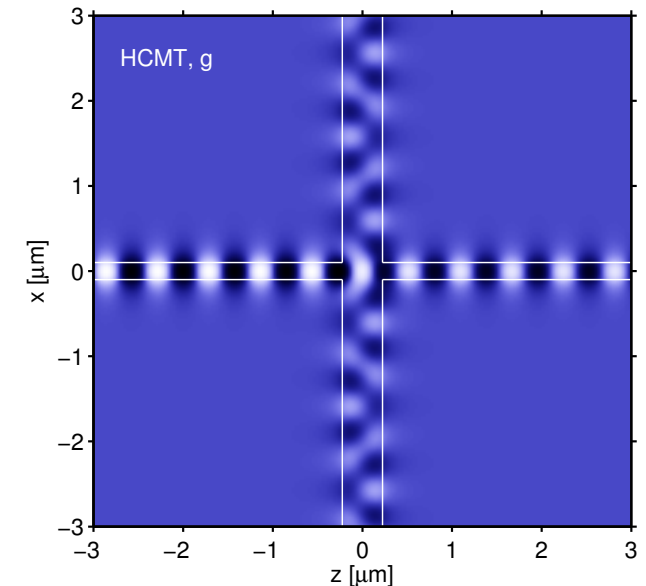
Alternative functional:

$$\mathcal{C}(\mathbf{E}, \mathbf{H}) = \iiint_{\Omega} \left\{ \mathbf{E}^* \cdot (\nabla \times \mathbf{H}) - \mathbf{H}^* \cdot (\nabla \times \mathbf{E}) - i\omega\epsilon_0 \mathbf{E}^* \cdot \mathbf{E} + i\omega\mu_0 \mathbf{H}^* \cdot \mathbf{H} \right\} dx dy dz.$$

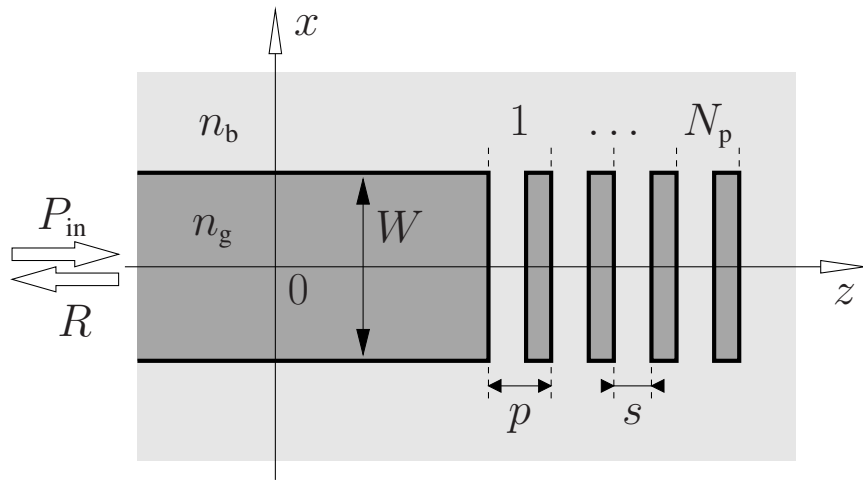
Extend \mathcal{C} by boundary integrals such that



- the boundary terms in $\delta\mathcal{C}$ cancel \longleftrightarrow the Galerkin scheme could be viewed as a variational restriction of \mathcal{C} .
- TIBCs are satisfied as natural boundary conditions if \mathcal{C} becomes stationary \longleftrightarrow variational scheme with complex conjugate fields.

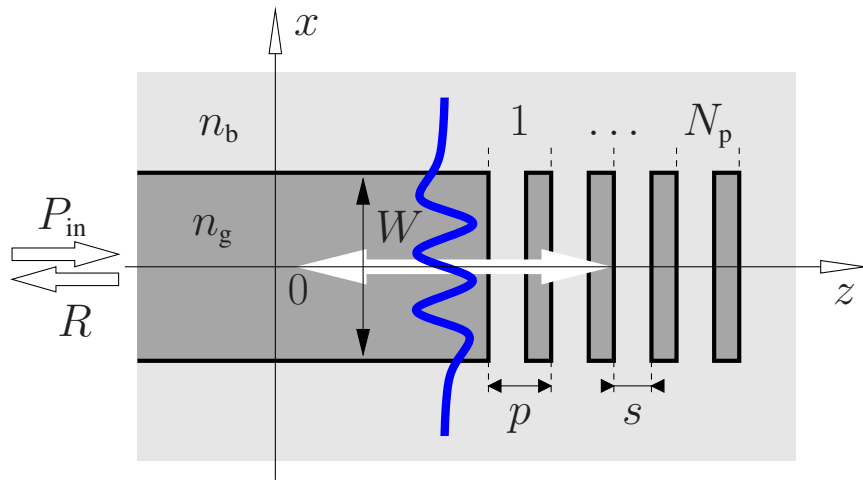


Waveguide Bragg reflector



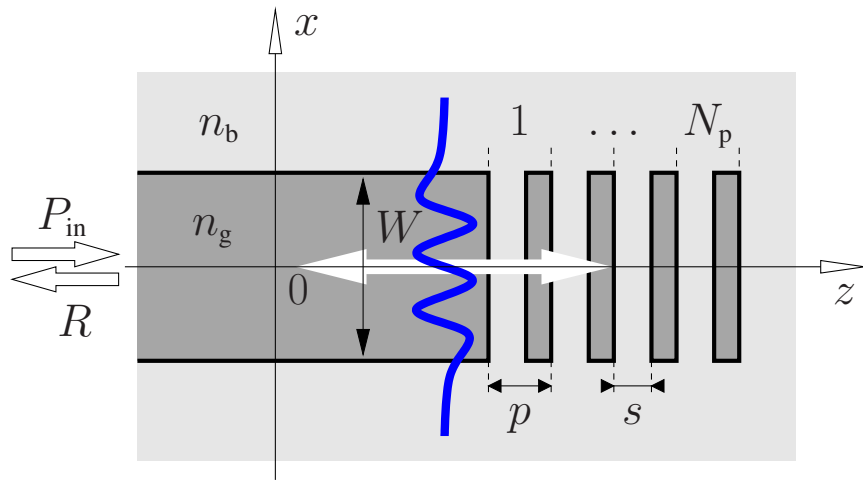
TE, $n_g = 1.6$, $n_b = 1.45$,
 $p = 1.538 \mu\text{m}$, $s = 0.281 \mu\text{m}$,
 $N_p = 40$, $W = 9.955 \mu\text{m}$.

Waveguide Bragg reflector

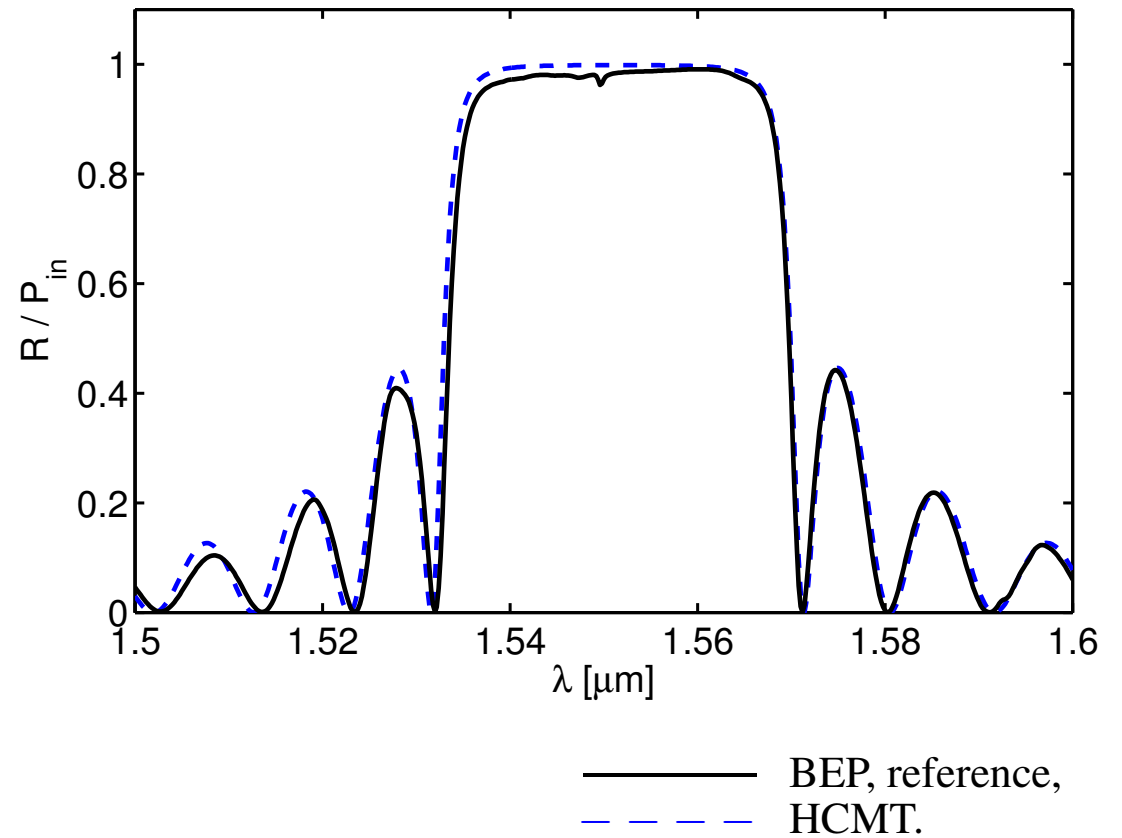


TE, $n_g = 1.6$, $n_b = 1.45$,
 $p = 1.538 \mu\text{m}$, $s = 0.281 \mu\text{m}$,
 $N_p = 40$, $W = 9.955 \mu\text{m}$.

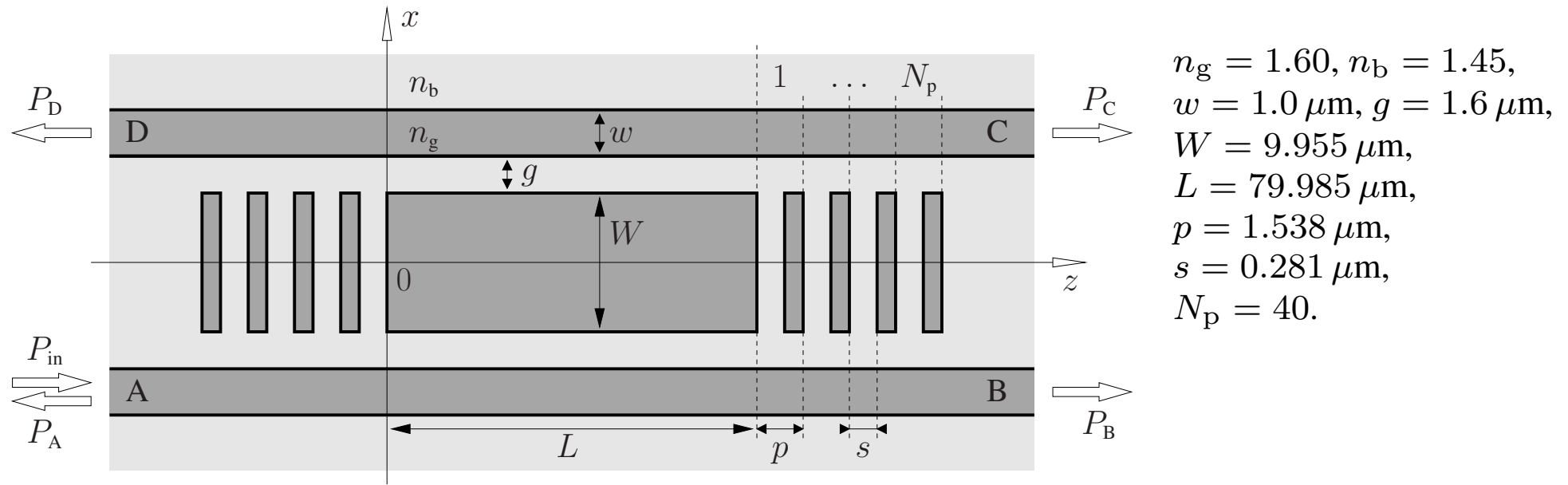
Waveguide Bragg reflector



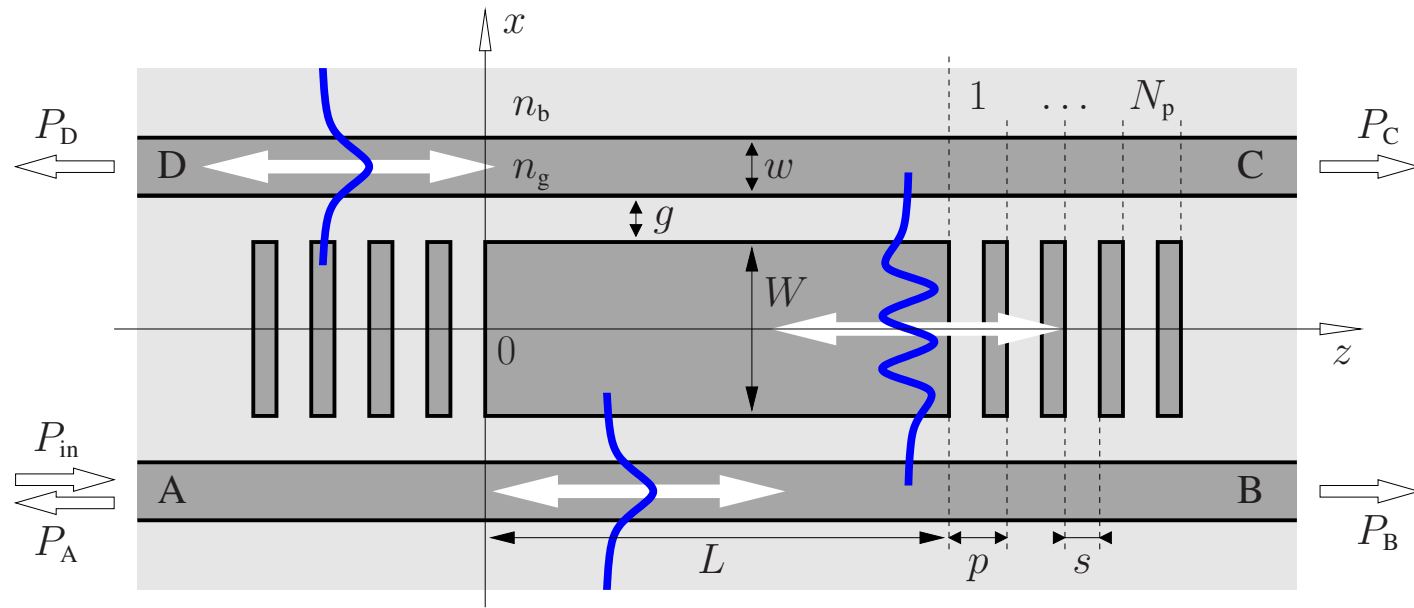
TE, $n_g = 1.6$, $n_b = 1.45$,
 $p = 1.538 \mu\text{m}$, $s = 0.281 \mu\text{m}$,
 $N_p = 40$, $W = 9.955 \mu\text{m}$.



Grating-assisted rectangular resonator

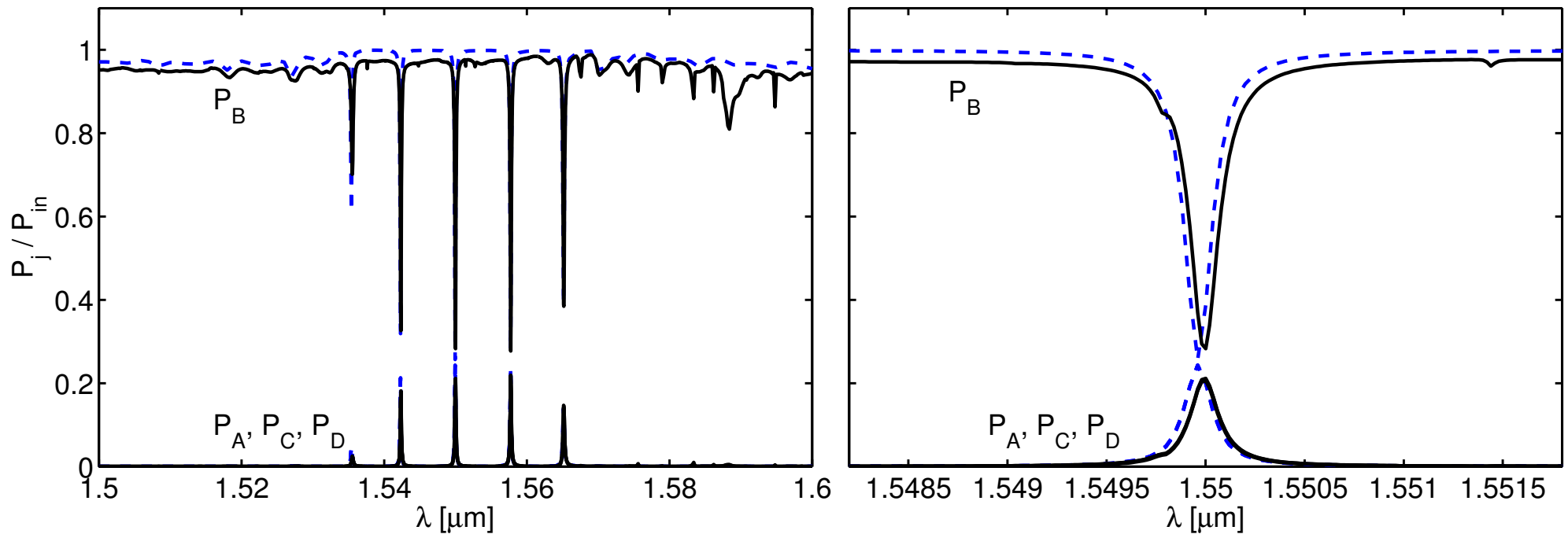
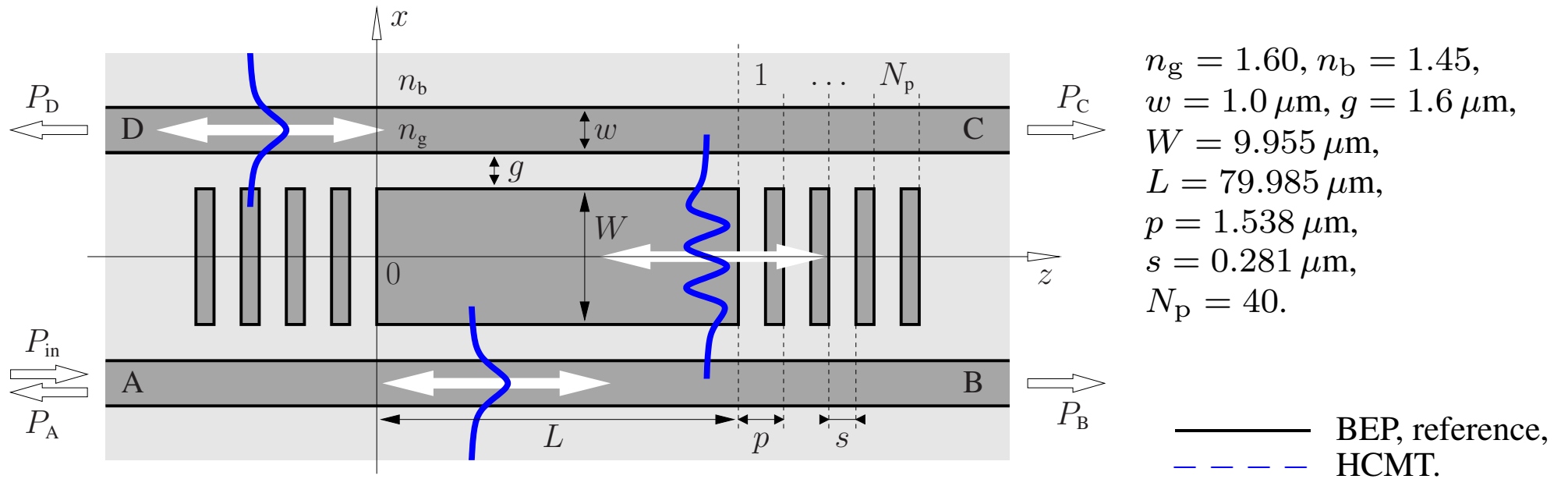


Grating-assisted rectangular resonator

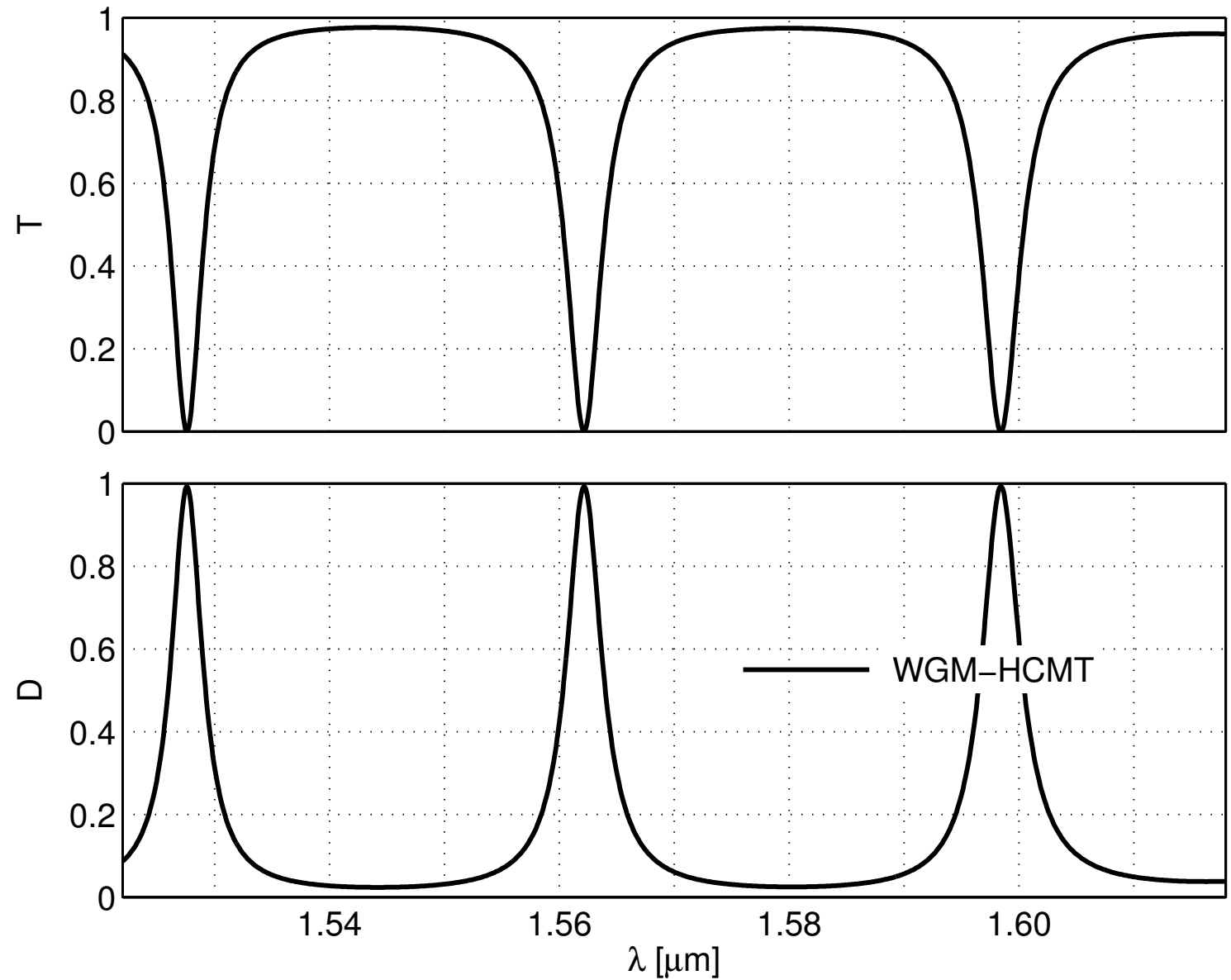
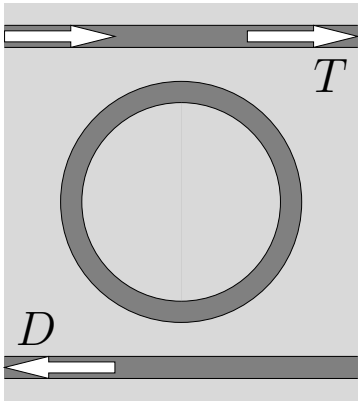


$$\begin{aligned}
 n_g &= 1.60, n_b = 1.45, \\
 w &= 1.0 \mu\text{m}, g = 1.6 \mu\text{m}, \\
 W &= 9.955 \mu\text{m}, \\
 L &= 79.985 \mu\text{m}, \\
 p &= 1.538 \mu\text{m}, \\
 s &= 0.281 \mu\text{m}, \\
 N_p &= 40.
 \end{aligned}$$

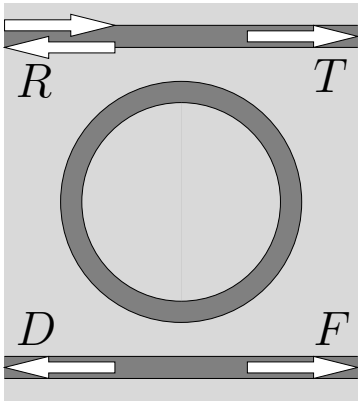
Grating-assisted rectangular resonator



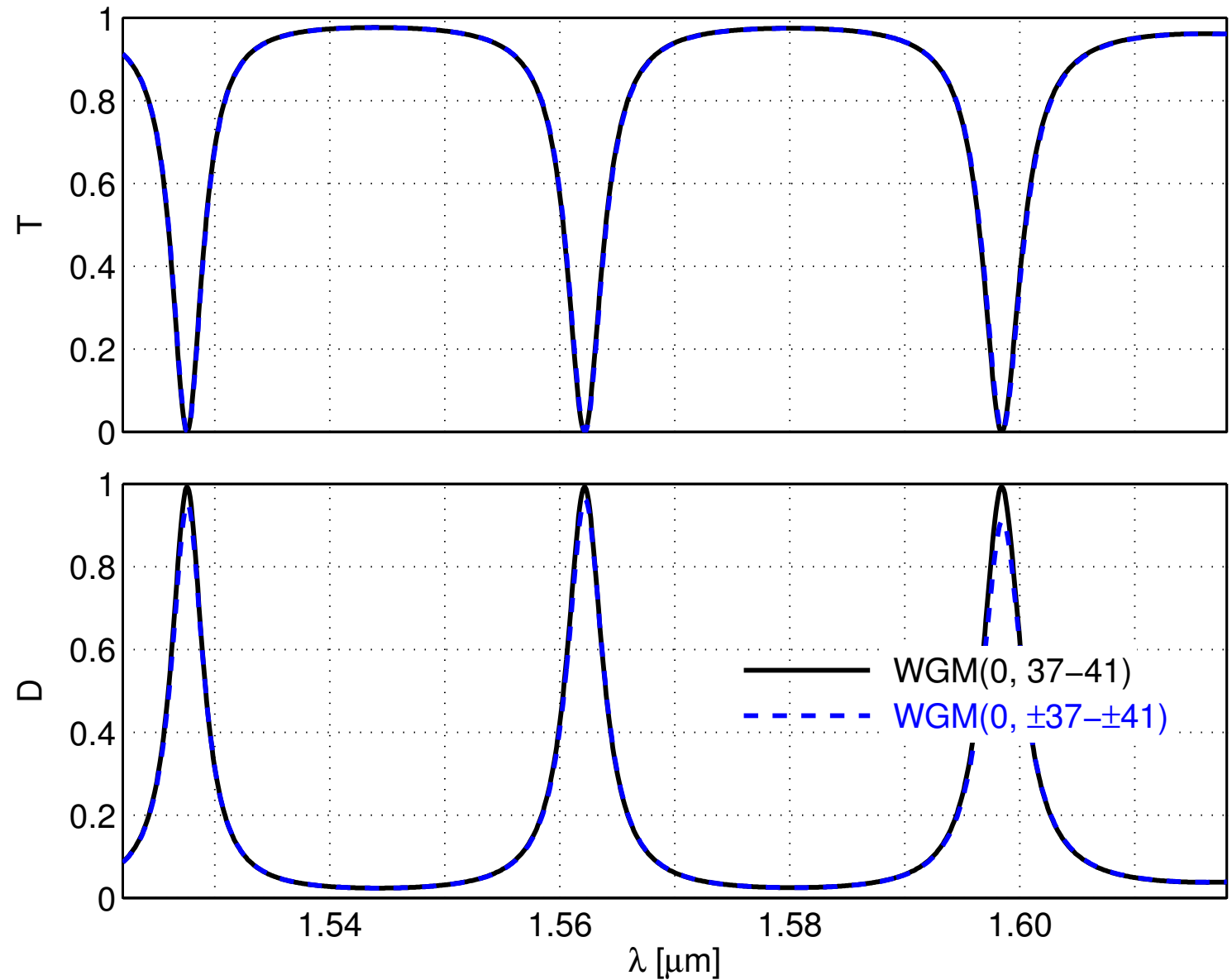
Single ring filter, transmission, bidirectional template



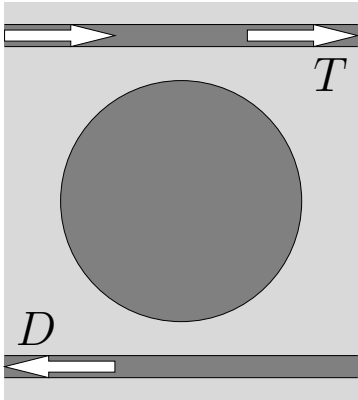
Single ring filter, transmission, bidirectional template



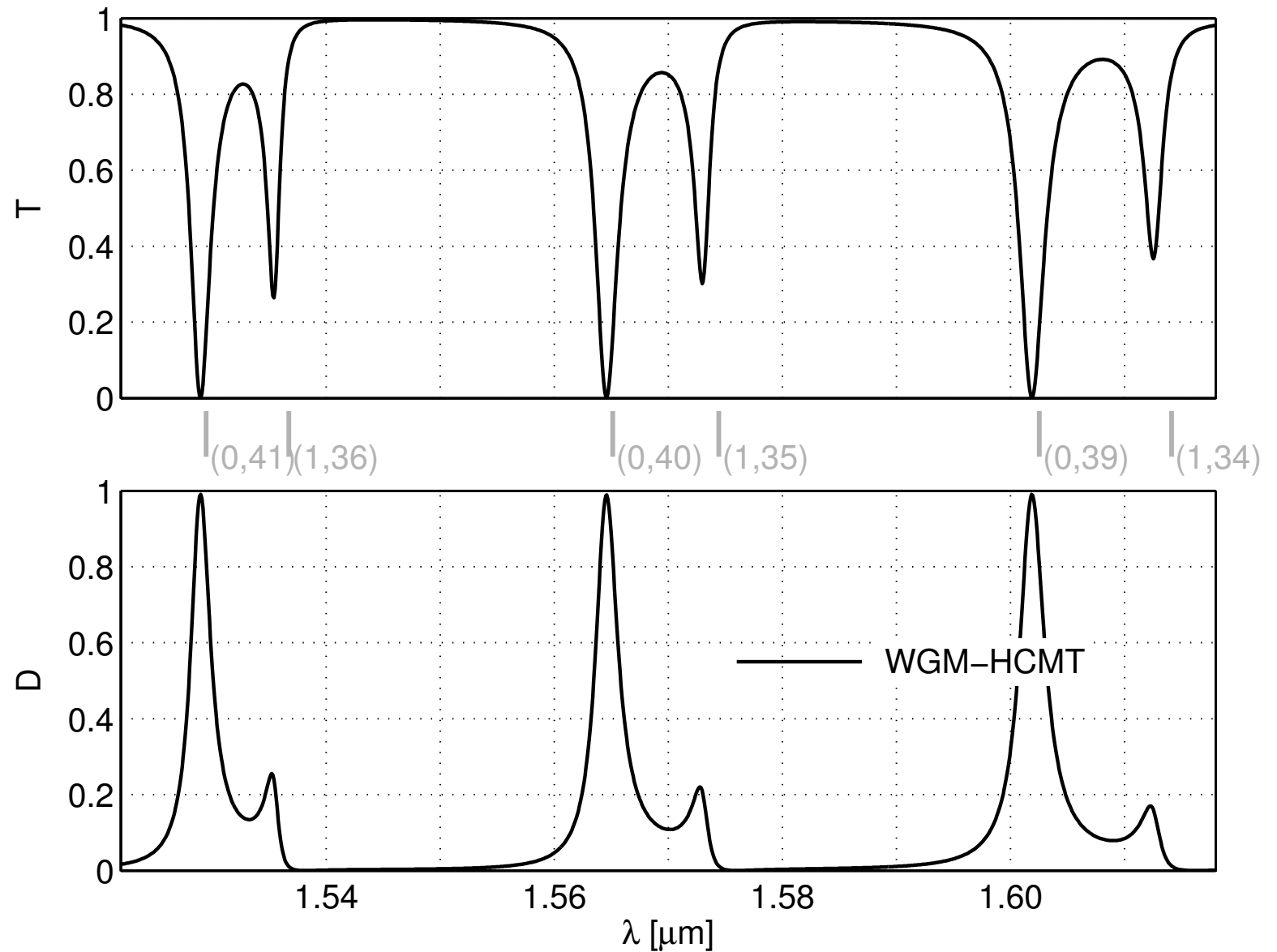
$$R < 10^{-4},$$
$$F < 10^{-4}.$$



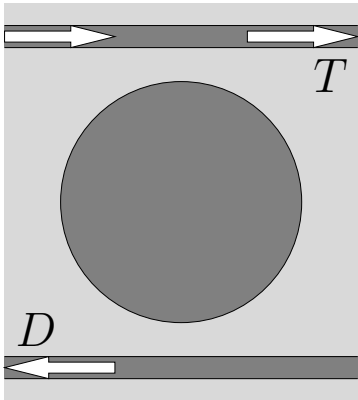
Micro-disk resonator, spectral response



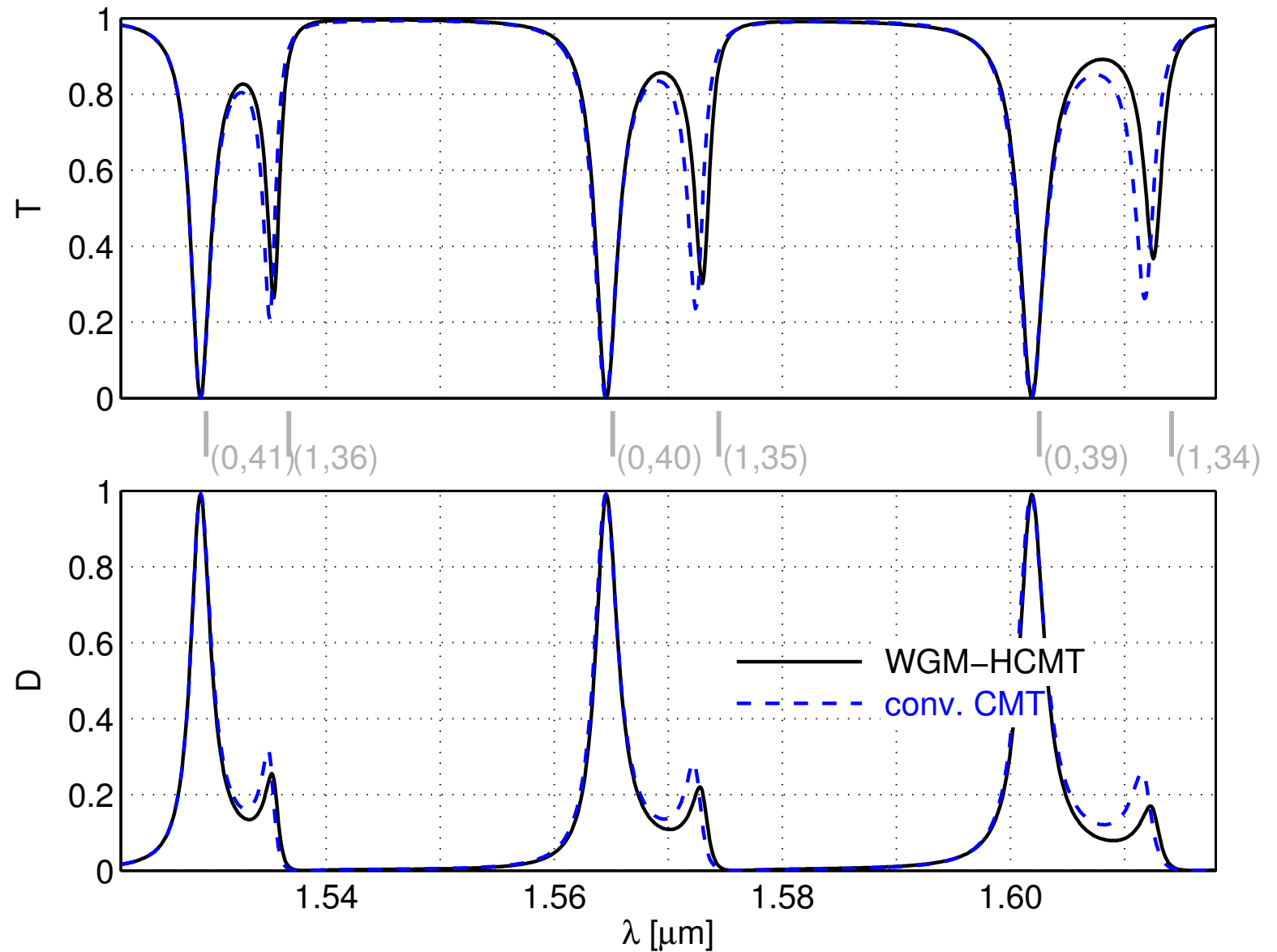
WGMs only



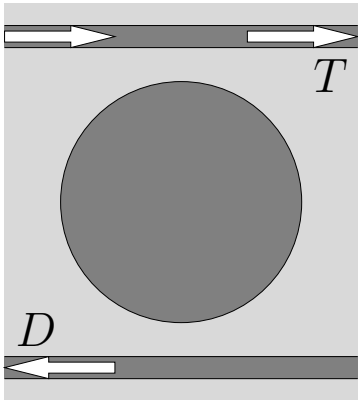
Micro-disk resonator, spectral response



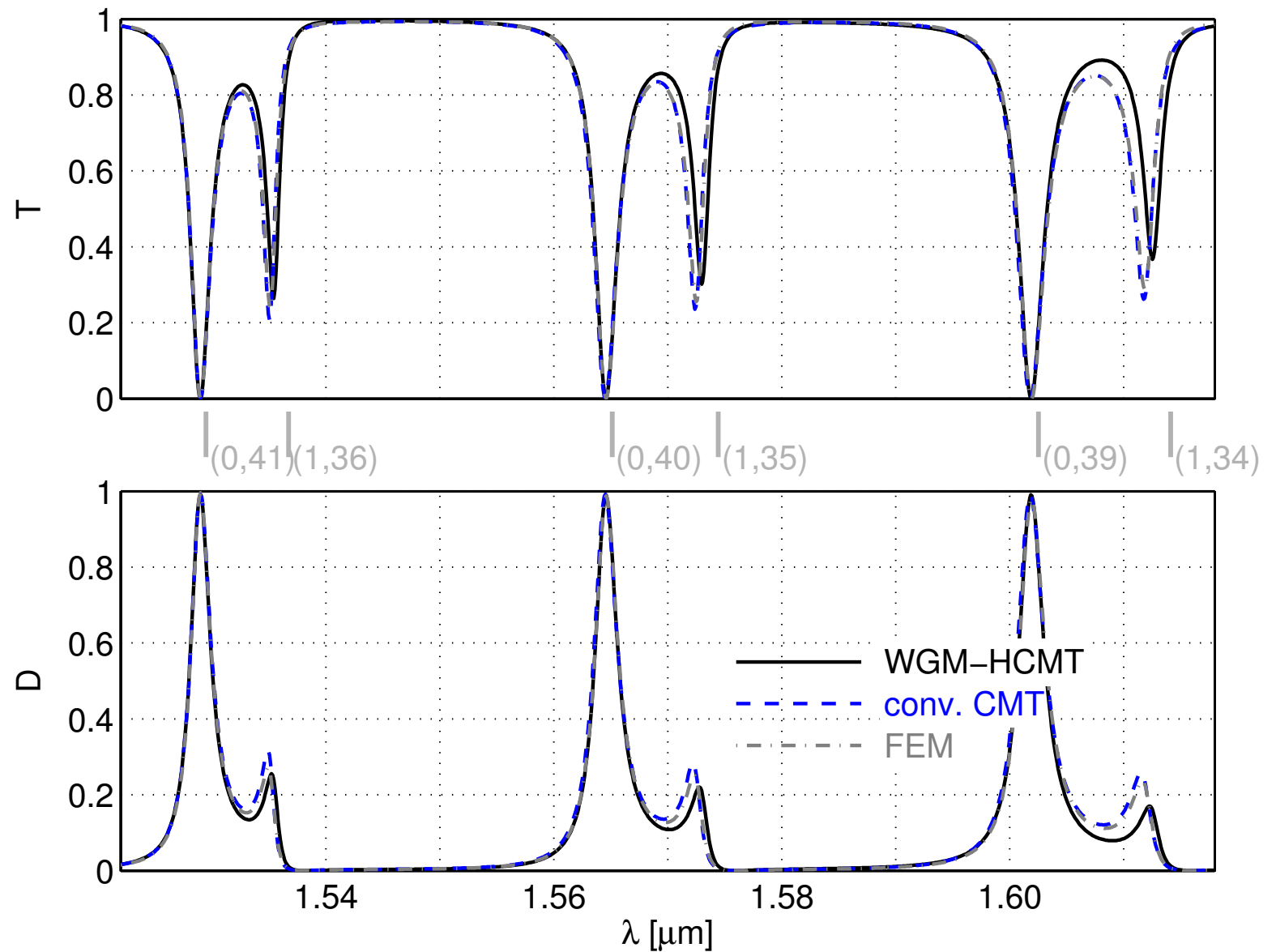
WGMs only



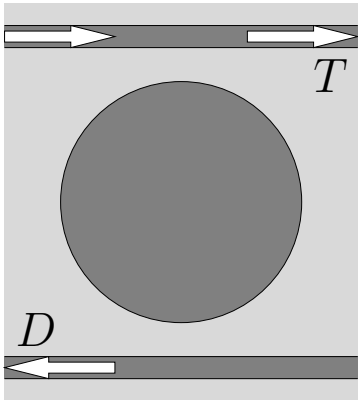
Micro-disk resonator, spectral response



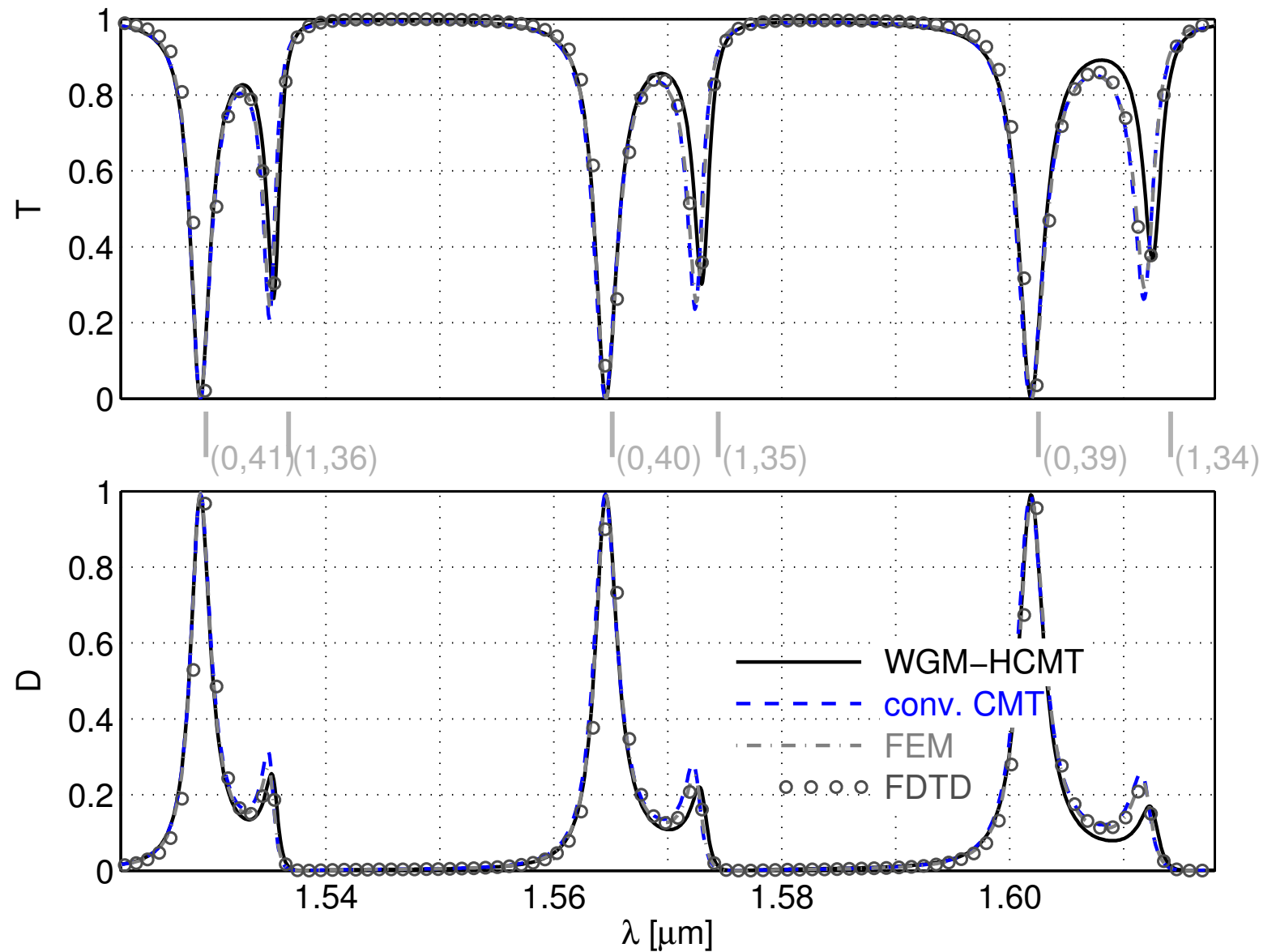
WGMs only



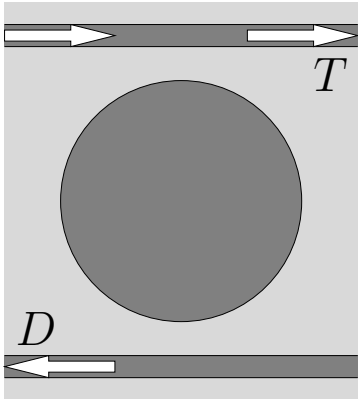
Micro-disk resonator, spectral response



WGMs only

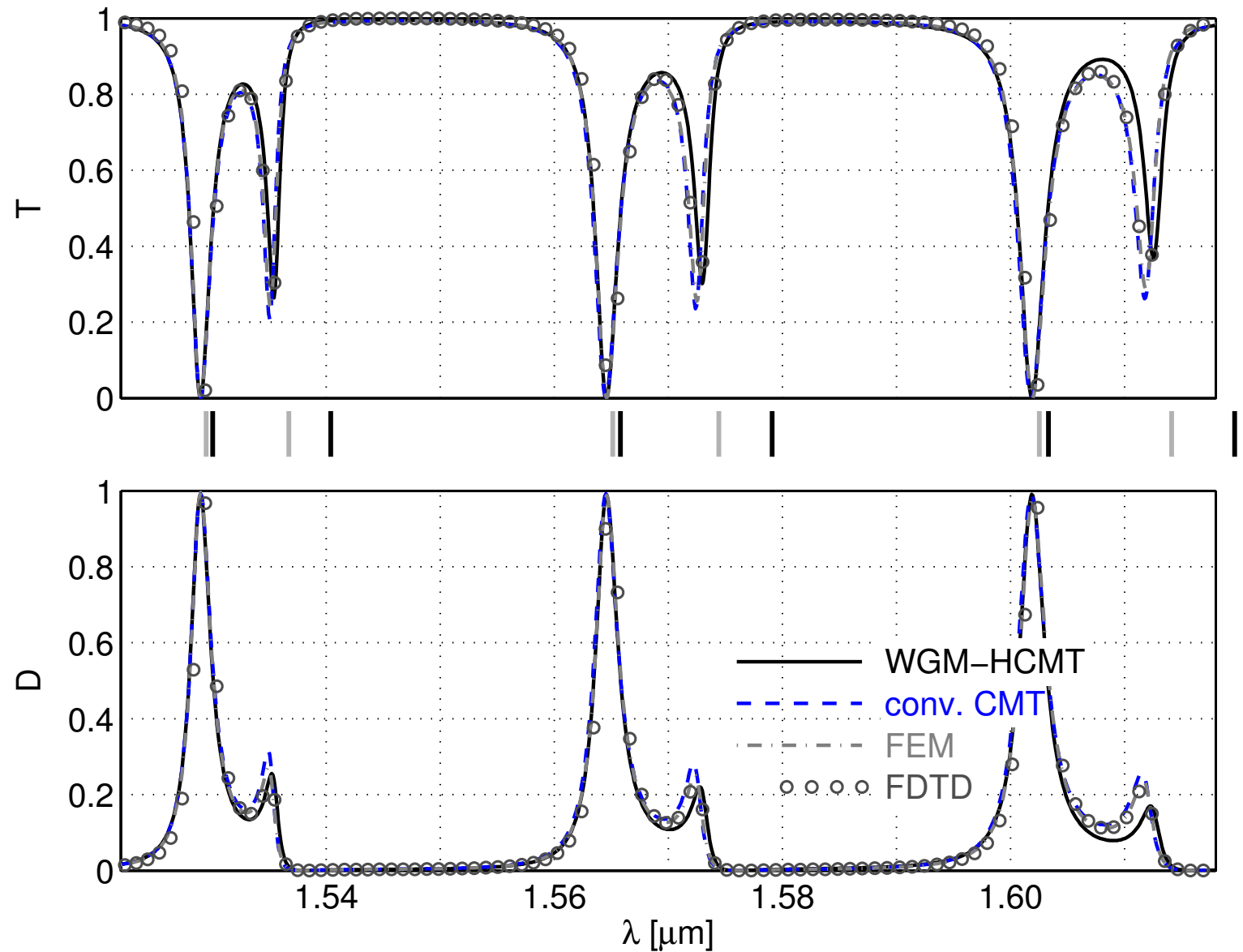


Micro-disk resonator, spectral response

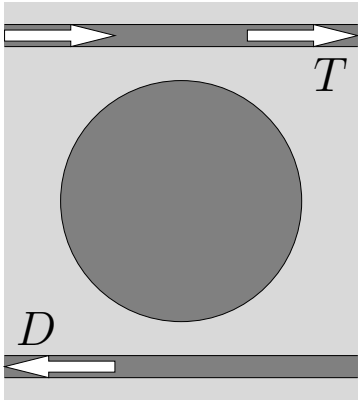


WGMs only

WGMs
& bus cores



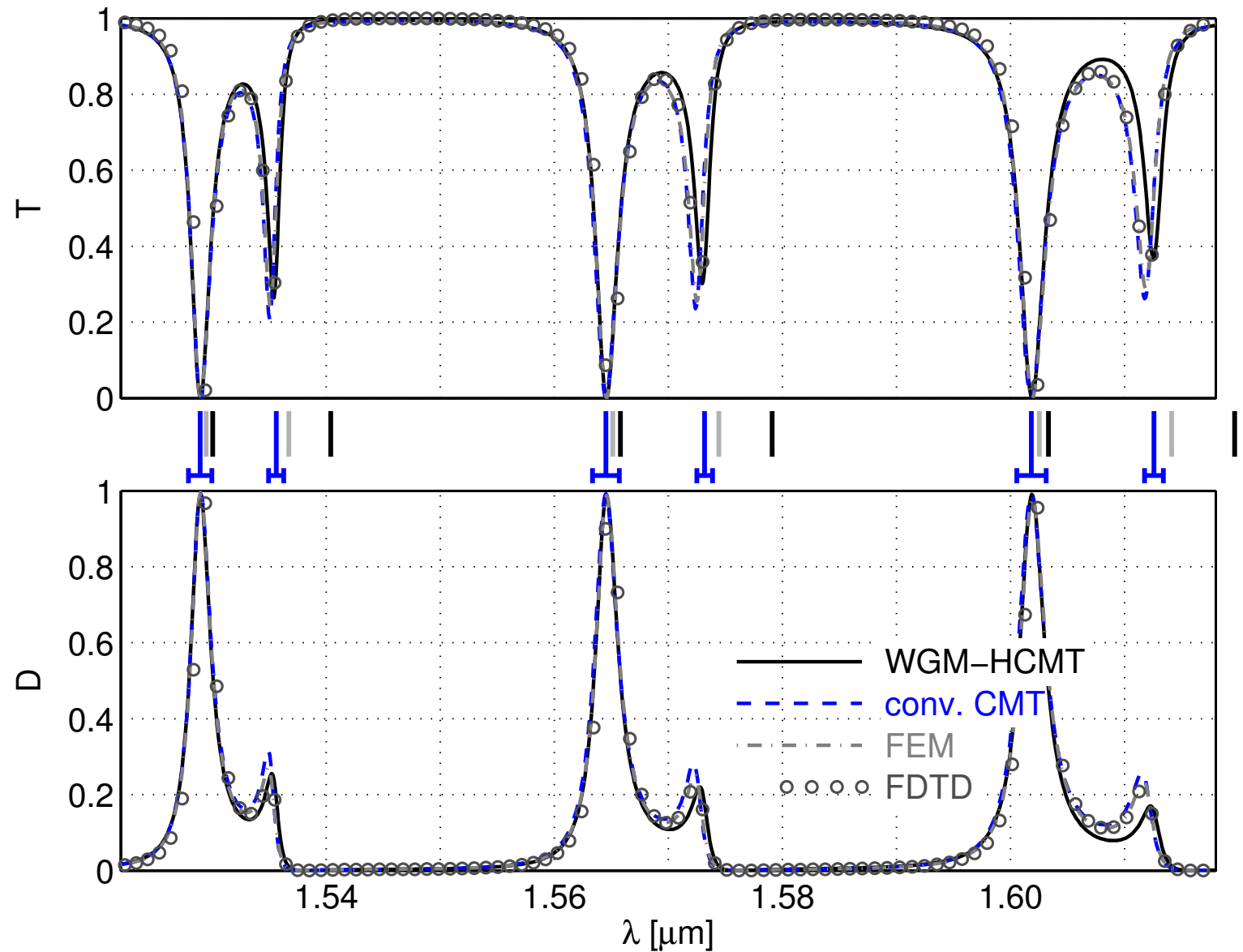
Micro-disk resonator, spectral response



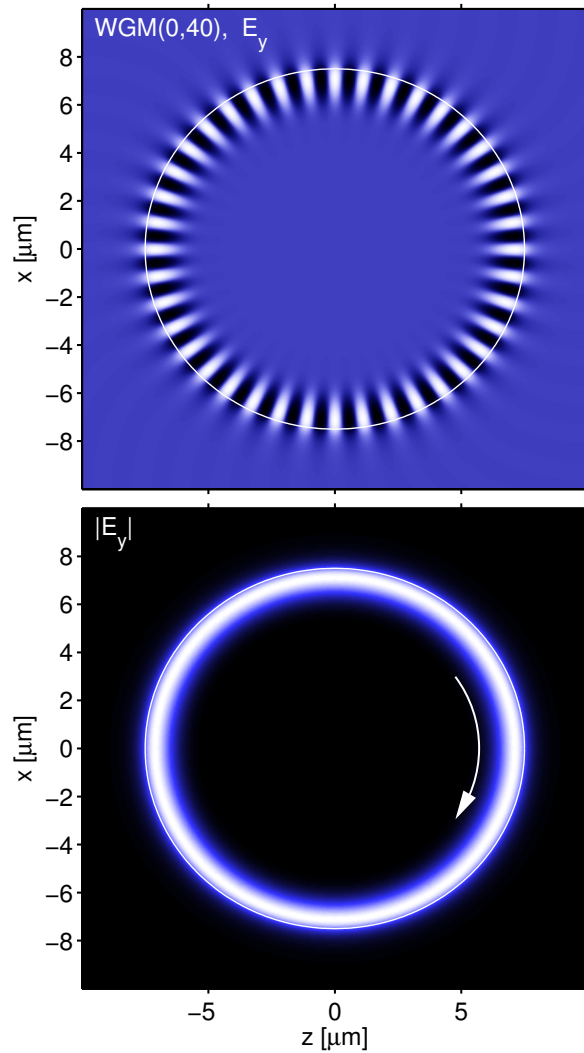
WGMs only

WGMs
& bus cores

WGMs
& bus fields

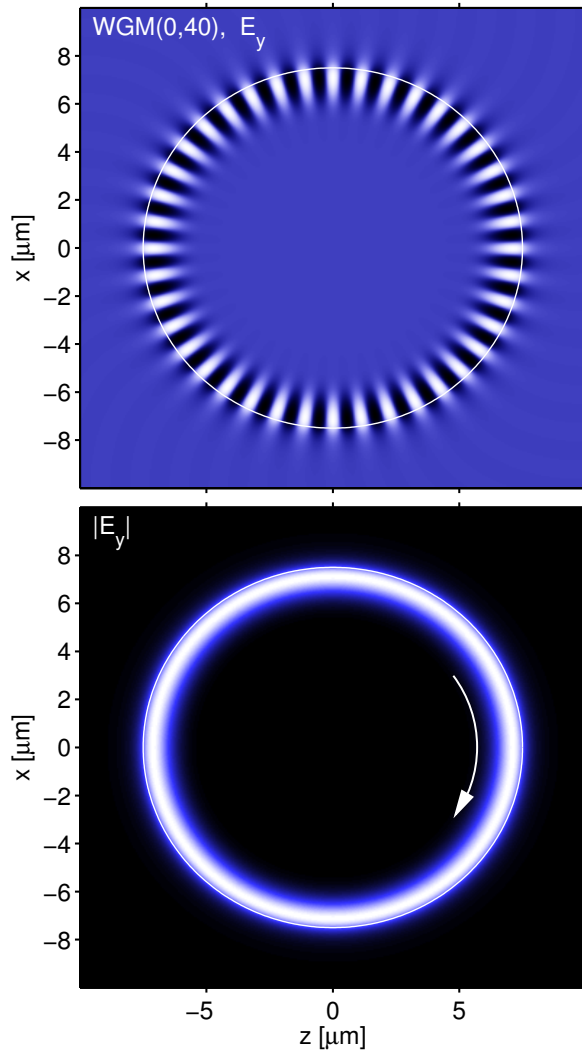


Micro-disk, resonant fields (0)



$$\begin{aligned}\lambda_r &= 1.56514 \mu\text{m}, \\ Q &= 8.2 \cdot 10^5, \\ \Delta\lambda &= 1.9 \cdot 10^{-6} \mu\text{m}.\end{aligned}$$

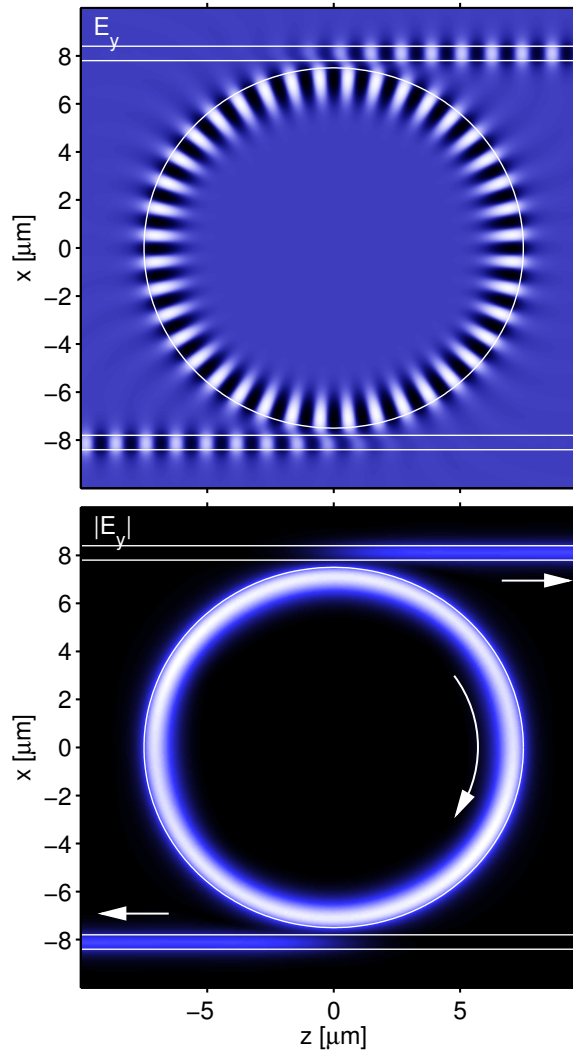
Micro-disk, resonant fields (0)



$$\lambda_r = 1.56514 \mu\text{m},$$

$$Q = 8.2 \cdot 10^5,$$

$$\Delta\lambda = 1.9 \cdot 10^{-6} \mu\text{m}.$$

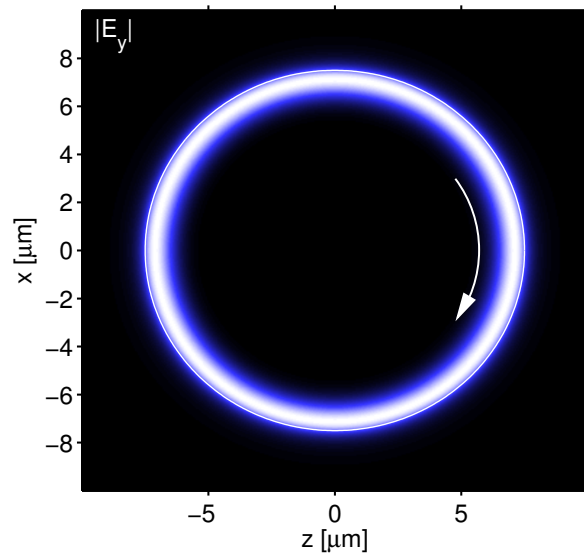
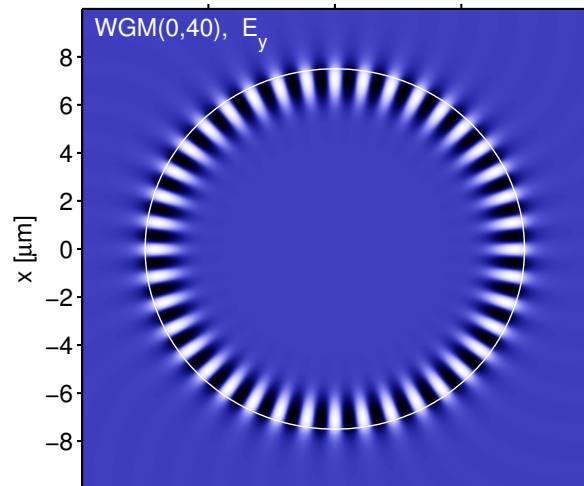


$$\lambda_r = 1.56454 \mu\text{m},$$

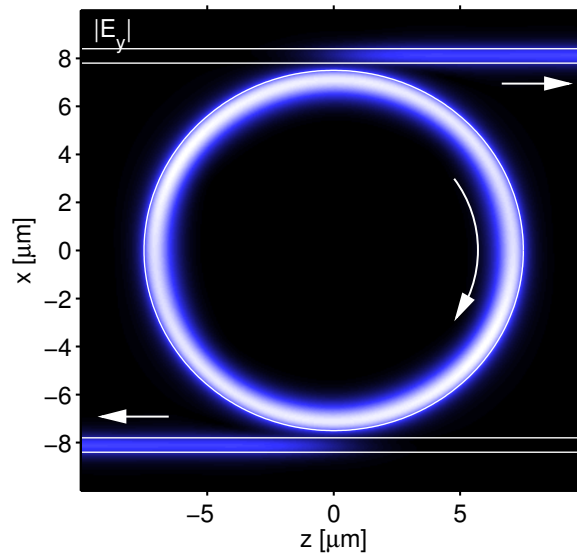
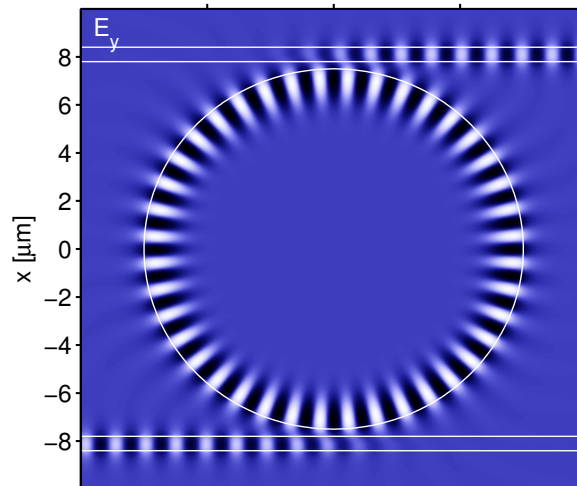
$$Q = 6.7 \cdot 10^2,$$

$$\Delta\lambda = 2.3 \cdot 10^{-3} \mu\text{m}.$$

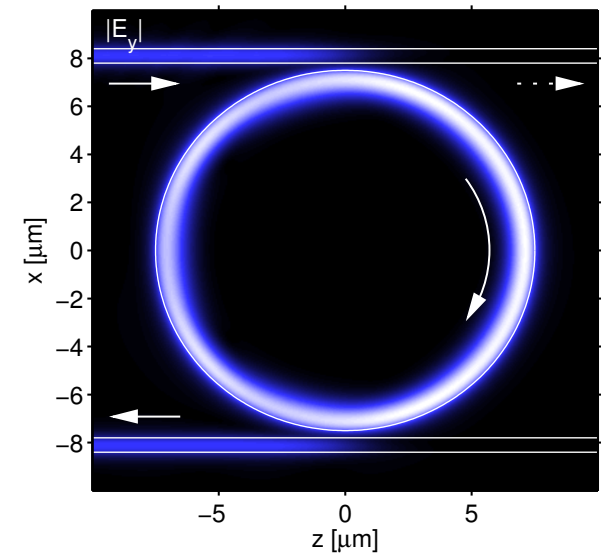
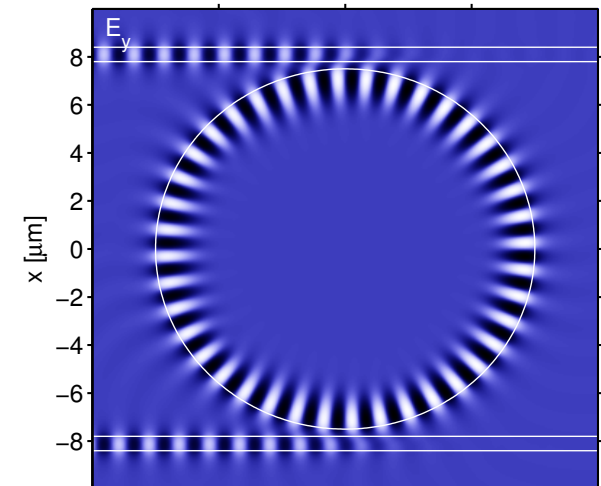
Micro-disk, resonant fields (0)



$$\begin{aligned}\lambda_r &= 1.56514 \mu\text{m}, \\ Q &= 8.2 \cdot 10^5, \\ \Delta\lambda &= 1.9 \cdot 10^{-6} \mu\text{m}.\end{aligned}$$

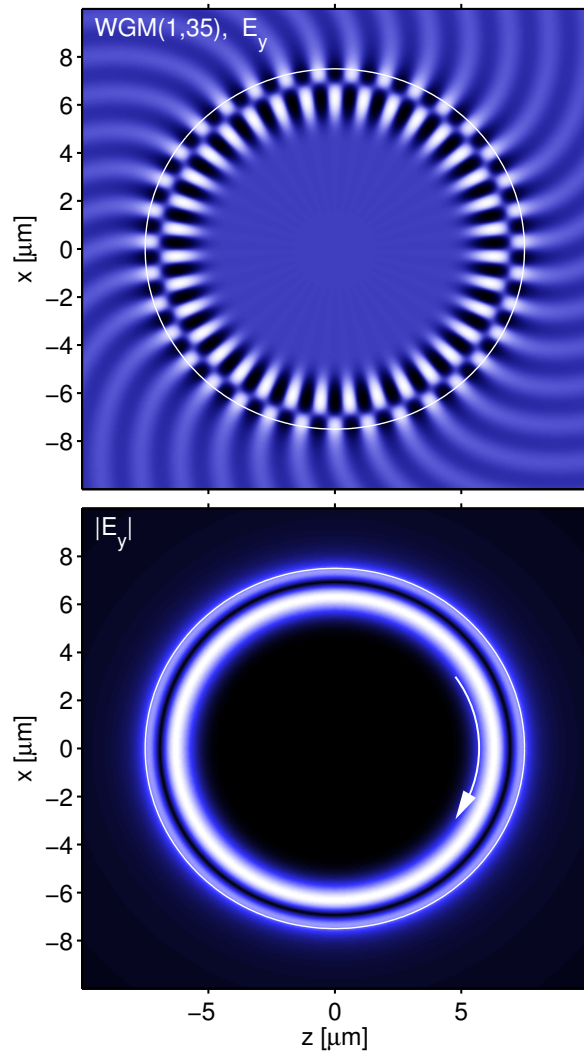


$$\begin{aligned}\lambda_r &= 1.56454 \mu\text{m}, \\ Q &= 6.7 \cdot 10^2, \\ \Delta\lambda &= 2.3 \cdot 10^{-3} \mu\text{m}.\end{aligned}$$



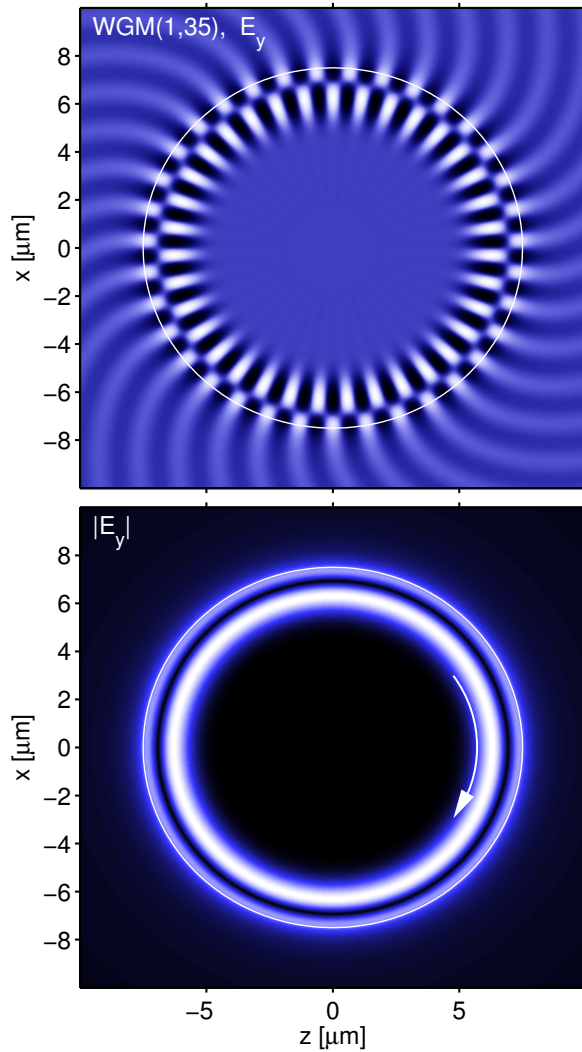
$$\lambda_r = 1.56456 \mu\text{m}.$$

Micro-disk, resonant fields (1)

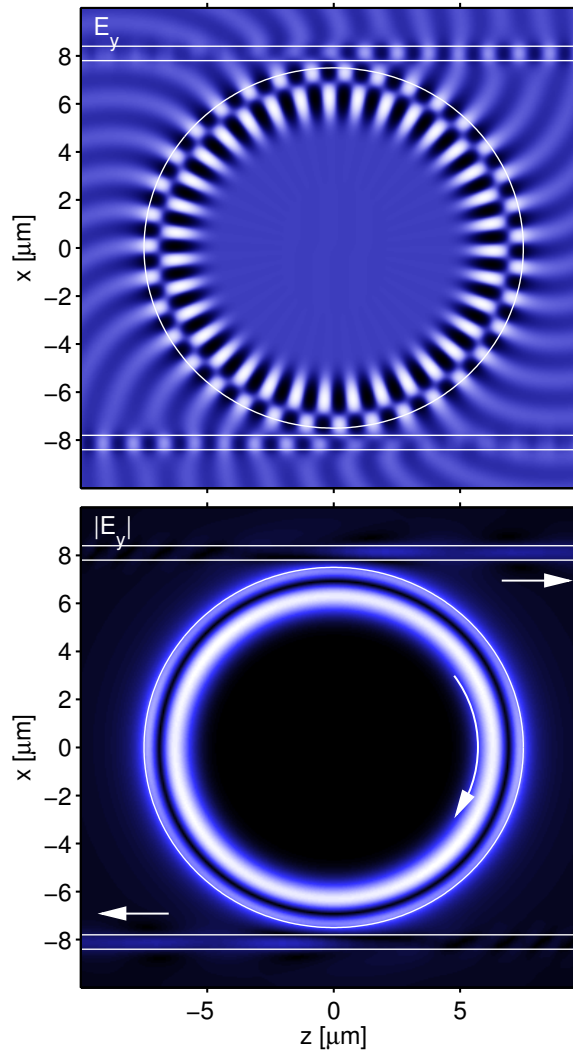


$$\begin{aligned}\lambda_r &= 1.57444 \mu\text{m}, \\ Q &= 1.6 \cdot 10^3, \\ \Delta\lambda &= 9.2 \cdot 10^{-4} \mu\text{m}.\end{aligned}$$

Micro-disk, resonant fields (1)

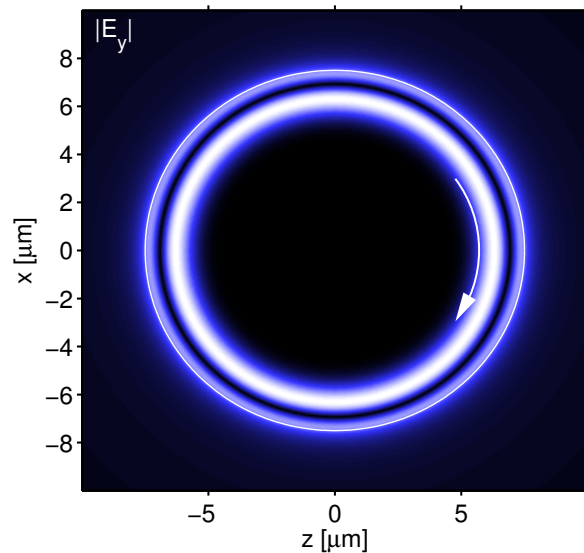
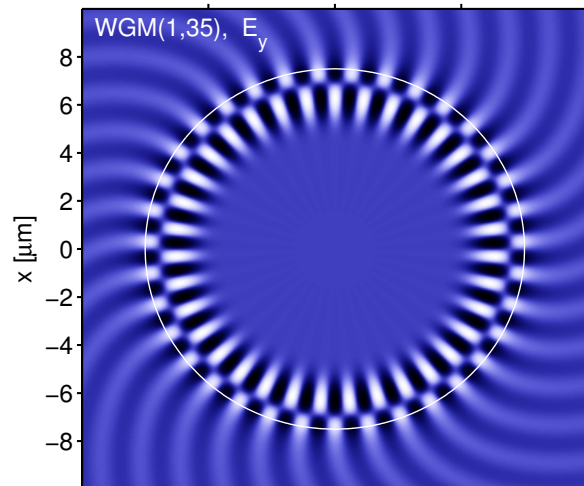


$$\begin{aligned}\lambda_r &= 1.57444 \mu\text{m}, \\ Q &= 1.6 \cdot 10^3, \\ \Delta\lambda &= 9.2 \cdot 10^{-4} \mu\text{m}.\end{aligned}$$

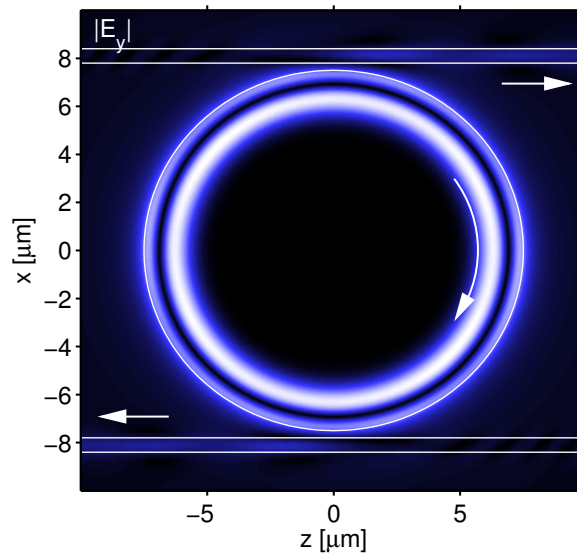
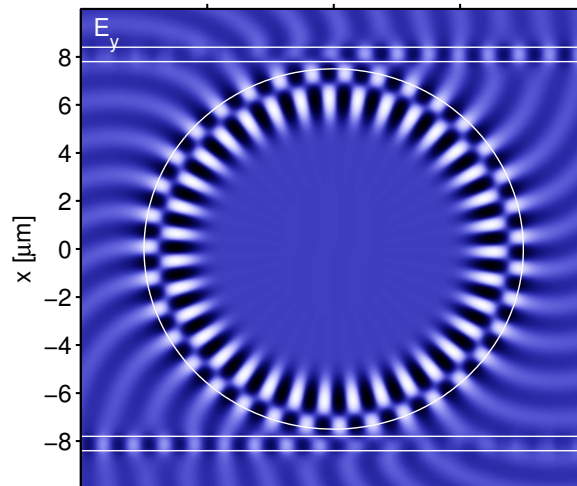


$$\begin{aligned}\lambda_r &= 1.57320 \mu\text{m}, \\ Q &= 1.1 \cdot 10^3, \\ \Delta\lambda &= 1.4 \cdot 10^{-3} \mu\text{m}.\end{aligned}$$

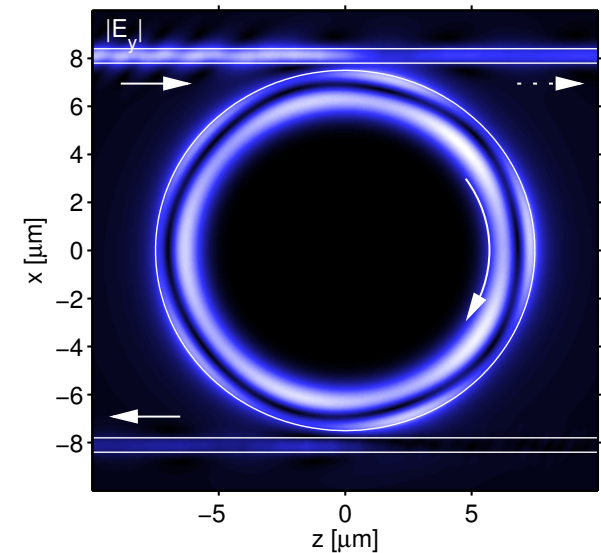
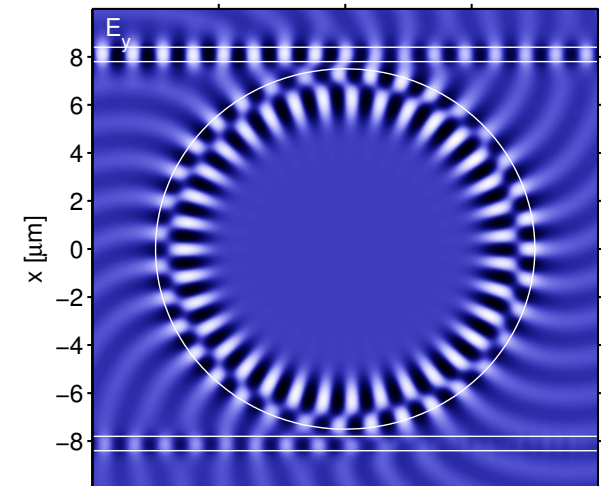
Micro-disk, resonant fields (1)



$$\begin{aligned}\lambda_r &= 1.57444 \mu\text{m}, \\ Q &= 1.6 \cdot 10^3, \\ \Delta\lambda &= 9.2 \cdot 10^{-4} \mu\text{m}.\end{aligned}$$

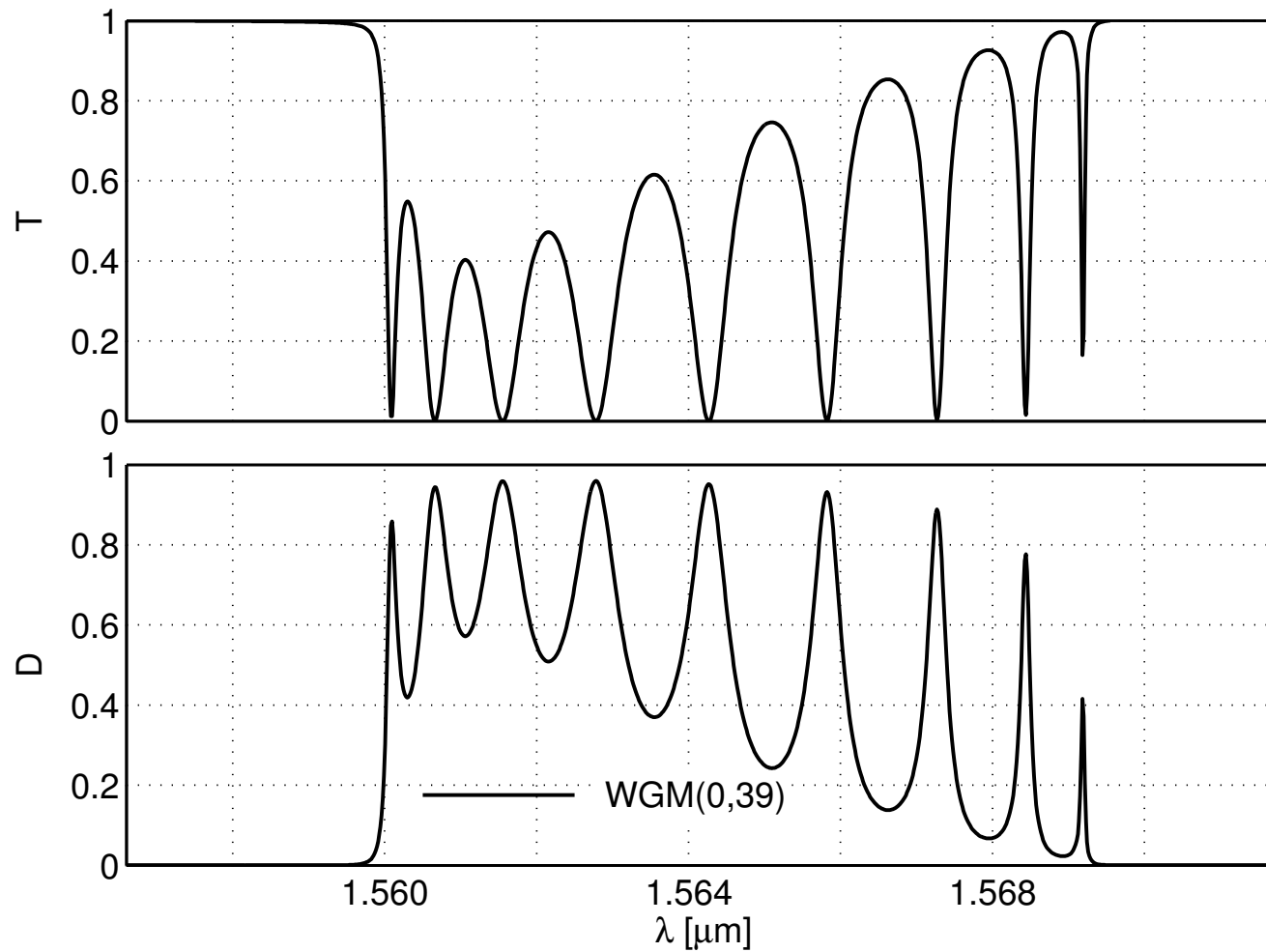
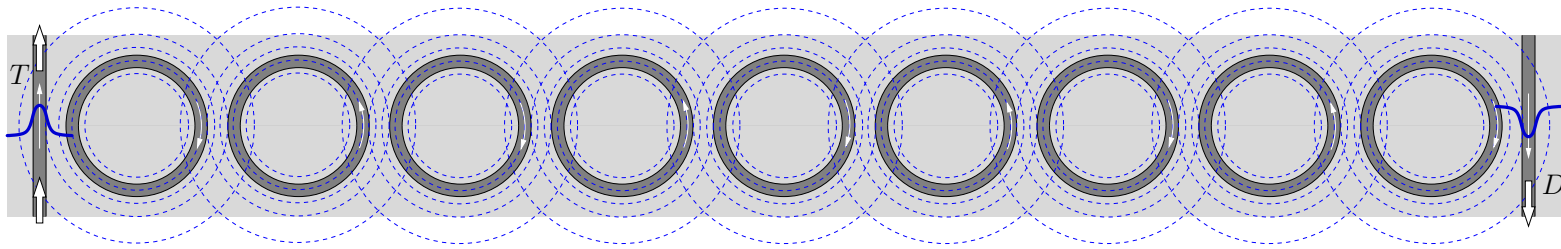


$$\begin{aligned}\lambda_r &= 1.57320 \mu\text{m}, \\ Q &= 1.1 \cdot 10^3, \\ \Delta\lambda &= 1.4 \cdot 10^{-3} \mu\text{m}.\end{aligned}$$



$$\lambda_r = 1.57306 \mu\text{m}.$$

CROW, spectral response II



CROW, spectral response II

